

CIRCUIT CIVIL FILINGS
by Circuit and Case Type
FY 2014-15

Circuit	Professional Malpractice	Product Liability	Auto Negligence	Other Negligence	Condominium	Contract and Indebtedness	Real Property/ Mortgage Foreclosure	Eminent Domain	Other	Total
1	34	18	597	209	147	732	3,044	42	700	5,523
2	14	15	384	178	14	451	1,285	7	1,676	4,024
3	4	4	92	61	0	151	599	1	851	1,763
4	92	61	1,515	705	26	1,467	4,984	47	887	9,784
5	72	28	882	403	5	1,313	4,598	53	943	8,297
6	104	55	2,342	746	49	1,935	5,993	49	1,311	12,584
7	55	40	779	484	23	929	3,782	33	1,035	7,160
8	21	7	295	154	3	343	1,136	29	430	2,418
9	152	55	2,357	1,113	142	2,532	7,077	2	1,796	15,226
10	66	14	610	332	5	758	3,036	44	683	5,548
11	171	167	2,054	2,896	1,048	12,115	8,349	23	3,007	29,830
12	48	23	686	296	88	1,060	2,366	10	666	5,243
13	103	47	2,828	888	24	2,070	4,545	28	1,168	11,701
14	10	7	163	128	6	277	1,122	16	420	2,149
15	211	142	2,247	1,356	112	3,105	5,139	130	1,960	14,402
16	9	5	78	95	15	164	312	0	162	840
17	155	116	2,316	1,880	399	5,996	7,428	4	4,225	22,519
18	53	32	991	500	42	1,259	3,686	1	606	7,170
19	50	17	614	353	24	799	2,564	52	999	5,472
20	79	48	1,092	785	41	1,792	3,805	110	1,817	9,569
Total	1,503	901	22,922	13,562	2,213	39,248	74,850	681	25,342	181,222

Circuit Civil ◆ Filings

**CIRCUIT CIVIL FILINGS
by Circuit/County and Category
FY 2014-15**

Circuit/County	Professional Malpractice and Product Liability	Auto and Other Negligence	Contracts	Other Circuit Civil	Total
Circuit 1	52	806	3,923	742	5,523
Escambia	27	387	1,565	302	2,281
Okaloosa	12	231	1,055	152	1,450
Santa Rosa	9	121	837	181	1,148
Walton	4	67	466	107	644
Circuit 2	29	562	1,750	1,683	4,024
Franklin	2	13	100	29	144
Gadsden	4	64	216	110	394
Jefferson	1	13	62	22	98
Leon	22	447	1,166	1,447	3,082
Liberty	0	7	18	17	42
Wakulla	0	18	188	58	264
Circuit 3	8	153	750	852	1,763
Columbia	1	66	321	151	539
Dixie	1	3	55	13	72
Hamilton	1	12	39	438	490
Lafayette	0	3	40	14	57
Madison	1	14	51	25	91
Suwannee	2	24	173	100	299
Taylor	2	31	71	111	215
Circuit 4	153	2,220	6,477	934	9,784
Clay	12	196	993	107	1,308
Duval	137	1,961	5,123	769	7,990
Nassau	4	63	361	58	486

CIRCUIT CIVIL FILINGS
by Circuit/County and Category
FY 2014-15

Circuit/County	Professional Malpractice and Product Liability	Auto and Other Negligence	Contracts	Other Circuit Civil	Total
Circuit 5	100	1,285	5,916	996	8,297
Citrus	18	125	841	110	1,094
Hernando	21	303	1,112	181	1,617
Lake	29	339	1,679	288	2,335
Marion	30	450	2,018	239	2,737
Sumter	2	68	266	178	514
Circuit 6	159	3,088	7,977	1,360	12,584
Pasco	38	779	2,888	515	4,220
Pinellas	121	2,309	5,089	845	8,364
Circuit 7	95	1,263	4,734	1,068	7,160
Flagler	7	138	563	91	799
Putnam	16	51	381	77	525
St. Johns	16	251	956	382	1,605
Volusia	56	823	2,834	518	4,231
Circuit 8	28	449	1,482	459	2,418
Alachua	24	347	917	221	1,509
Baker	2	16	97	32	147
Bradford	1	31	113	108	253
Gilchrist	0	8	90	6	104
Levy	1	24	227	39	291
Union	0	23	38	53	114
Circuit 9	207	3,470	9,751	1,798	15,226
Orange	180	2,851	7,547	1,434	12,012
Osceola	27	619	2,204	364	3,214

Circuit Civil ◆ Filings

CIRCUIT CIVIL FILINGS
by Circuit/County and Category
FY 2014-15

Circuit/County	Professional Malpractice and Product Liability	Auto and Other Negligence	Contracts	Other Circuit Civil	Total
Circuit 10	80	942	3,799	727	5,548
Hardee	1	28	64	44	137
Highlands	29	81	470	72	652
Polk	50	833	3,265	611	4,759
Circuit 11	338	4,950	21,512	3,030	29,830
Miami-Dade	338	4,950	21,512	3,030	29,830
Circuit 12	71	982	3,514	676	5,243
Desoto	2	14	98	41	155
Manatee	20	506	1,487	249	2,262
Sarasota	49	462	1,929	386	2,826
Circuit 13	150	3,716	6,639	1,196	11,701
Hillsborough	150	3,716	6,639	1,196	11,701
Circuit 14	17	291	1,405	436	2,149
Bay	15	236	983	183	1,417
Calhoun	0	8	48	30	86
Gulf	0	10	61	51	122
Holmes	1	5	64	23	93
Jackson	1	27	165	106	299
Washington	0	5	84	43	132
Circuit 15	353	3,603	8,356	2,090	14,402
Palm Beach	353	3,603	8,356	2,090	14,402
Circuit 16	14	173	491	162	840
Monroe	14	173	491	162	840

CIRCUIT CIVIL FILINGS
by Circuit/County and Category
FY 2014-15

Circuit/County	Professional Malpractice and Product Liability	Auto and Other Negligence	Contracts	Other Circuit Civil	Total
Circuit 17	271	4,196	13,823	4,229	22,519
Broward	271	4,196	13,823	4,229	22,519
Circuit 18	85	1,491	4,987	607	7,170
Brevard	54	815	2,838	326	4,033
Seminole	31	676	2,149	281	3,137
Circuit 19	67	967	3,387	1,051	5,472
Indian River	18	266	775	93	1,152
Martin	19	266	751	453	1,489
Okeechobee	2	51	320	114	487
St. Lucie	28	384	1,541	391	2,344
Circuit 20	127	1,877	5,638	1,927	9,569
Charlotte	17	190	840	875	1,922
Collier	47	543	1,455	396	2,441
Glades	0	3	30	7	40
Hendry	1	25	154	21	201
Lee	62	1,116	3,159	628	4,965
Total	2,404	36,484	116,311	26,023	181,222

Circuit Civil ♦ Dispositions

CIRCUIT CIVIL DISPOSITIONS
Statewide by Category/Case Type and Month
FY 2014-15

Category/ Case Type	Jul	Aug	Sep	Oct	Nov	Dec	Jan	Feb	Mar	Apr	May	Jun	Total
A. Professional Malpractice and Product Liability	732	456	239	228	487	283	203	197	220	207	207	261	3,720
1. Professional Malpractice	112	121	124	147	103	126	114	120	118	123	113	136	1,457
a. Business	6	14	10	7	6	10	9	16	12	20	8	9	127
b. Medical	78	77	87	100	74	95	83	81	77	77	74	97	1,000
c. Other Professional	21	17	22	31	15	13	16	16	21	15	19	22	228
d. General Professional Malpractice*	7	13	5	9	8	8	6	7	8	11	12	8	102
2. Product Liability	620	335	115	81	384	157	89	77	102	84	94	125	2,263
B. Auto and Other Negligence	2,956	3,013	3,074	3,289	2,548	3,098	2,872	2,654	3,023	2,944	2,818	3,199	35,488
1. Auto Negligence	1,894	1,949	1,933	2,072	1,602	1,823	1,784	1,647	1,905	1,889	1,800	2,025	22,323
2. Other Negligence	1,062	1,064	1,141	1,217	946	1,275	1,088	1,007	1,118	1,055	1,018	1,174	13,165
a. Business Governance	9	3	14	6	5	5	4	5	6	7	7	10	81
b. Business Tort	54	61	73	73	50	67	44	50	75	49	41	63	700
c. Environmental/ Toxic Tort	5	7	7	2	3	6	4	4	8	6	2	1	55
d. Third Party Indemnification	4	1	1	2	5	4	4	4	4	0	3	3	35
e. Construction Defect	24	9	17	18	17	15	14	16	16	19	17	11	193
f. Mass Tort	0	3	3	3	1	1	2	2	0	3	2	5	25
g. Negligent Security	13	14	26	11	21	17	23	18	20	16	24	24	227
h. Nursing Home Negligence	31	38	42	48	26	41	46	36	41	39	40	35	463
i. Premises Liability Commercial	458	489	499	563	418	516	513	457	499	522	484	550	5,968
j. Premises Liability Residential	66	62	56	87	52	71	66	71	71	61	66	89	818
k. Other	353	332	342	367	298	346	321	310	321	303	298	341	3,932
l. General Other Negligence*	45	45	61	37	50	186	47	34	57	30	34	42	668

CIRCUIT CIVIL DISPOSITIONS
Statewide by Category/Case Type and Month
FY 2014-15

Category/ Case Type	Jul	Aug	Sep	Oct	Nov	Dec	Jan	Feb	Mar	Apr	May	Jun	Total
C. Contracts	19,507	20,134	18,269	19,018	13,976	16,139	15,986	14,211	15,606	15,858	13,889	15,242	197,835
1. Condominium	208	224	200	212	190	186	190	155	187	209	170	200	2,331
2. Contract and Indebtedness	4,000	4,530	4,145	4,484	3,468	3,857	3,973	3,398	3,700	3,950	3,630	3,901	47,036
3. Real Property/ Mortgage Foreclosure	15,299	15,380	13,924	14,322	10,318	12,096	11,823	10,658	11,719	11,699	10,089	11,141	148,468
a. Commercial Foreclosure	270	273	235	278	223	213	186	188	174	205	166	162	2,573
1) <=\$50,000	22	24	19	30	20	25	18	20	22	13	15	23	251
2) \$50,001 - \$249,999	70	93	66	77	66	59	49	58	52	67	52	53	762
3) >=\$250,000	178	156	150	171	137	129	119	110	100	125	99	86	1,560
b. Homestead Residential Foreclosure	8,562	8,498	7,812	7,957	5,825	6,932	6,657	6,011	6,659	6,802	5,816	6,400	83,931
1) <=\$50,000	471	499	523	509	394	458	444	453	454	507	411	455	5,578
2) \$50,001 - \$249,999	6,189	6,101	5,533	5,745	4,181	4,928	4,802	4,369	4,857	4,925	4,154	4,557	60,341
3) >=\$250,000	1,902	1,898	1,756	1,703	1,250	1,546	1,411	1,189	1,348	1,370	1,251	1,388	18,012
c. Non-Homestead Residential Foreclosure	4,531	4,677	4,182	4,374	3,155	3,684	3,711	3,318	3,620	3,509	3,113	3,424	45,298
1) <=\$50,000	356	385	356	380	301	333	317	299	326	349	325	304	4,031
2) \$50,001 - \$249,999	3,096	3,147	2,854	2,998	2,119	2,476	2,537	2,253	2,482	2,411	2,107	2,290	30,770
3) >=\$250,000	1,079	1,145	972	996	735	875	857	766	812	749	681	830	10,497
d. Other Real Property Actions	1,039	947	972	1,098	719	828	875	807	935	910	800	941	10,871
1) <=\$50,000	900	793	822	923	634	688	753	648	768	776	681	777	9,163
2) \$50,001 - \$249,999	111	132	131	153	69	120	97	139	146	118	103	141	1,460
3) >=\$250,000	28	22	19	22	16	20	25	20	21	16	16	23	248
e. General Real Property/ Mortgage Foreclosure*	897	985	723	615	396	439	394	334	331	273	194	214	5,795

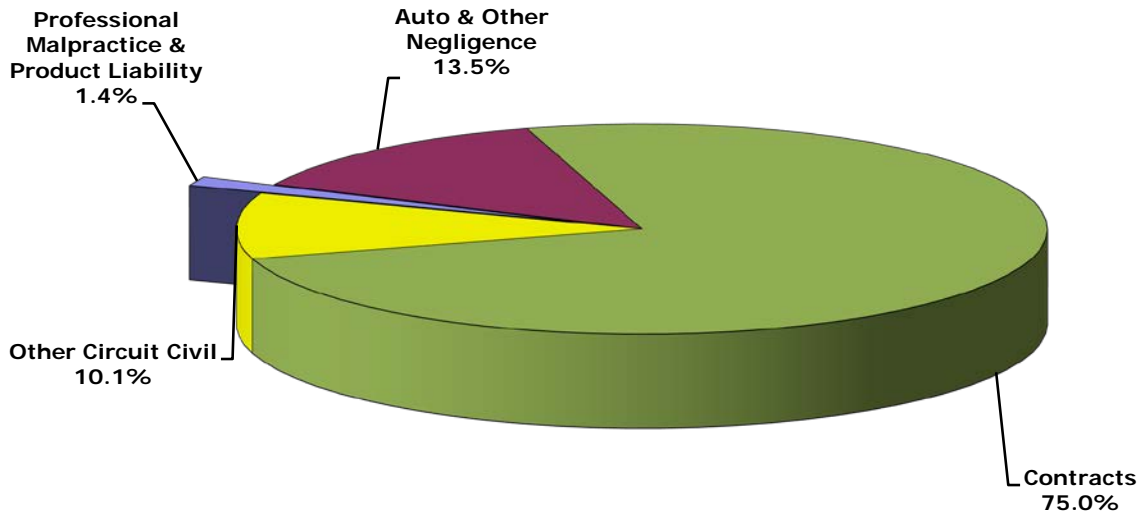
Circuit Civil ♦ Dispositions

CIRCUIT CIVIL DISPOSITIONS
Statewide by Category/Case Type and Month
FY 2014-15

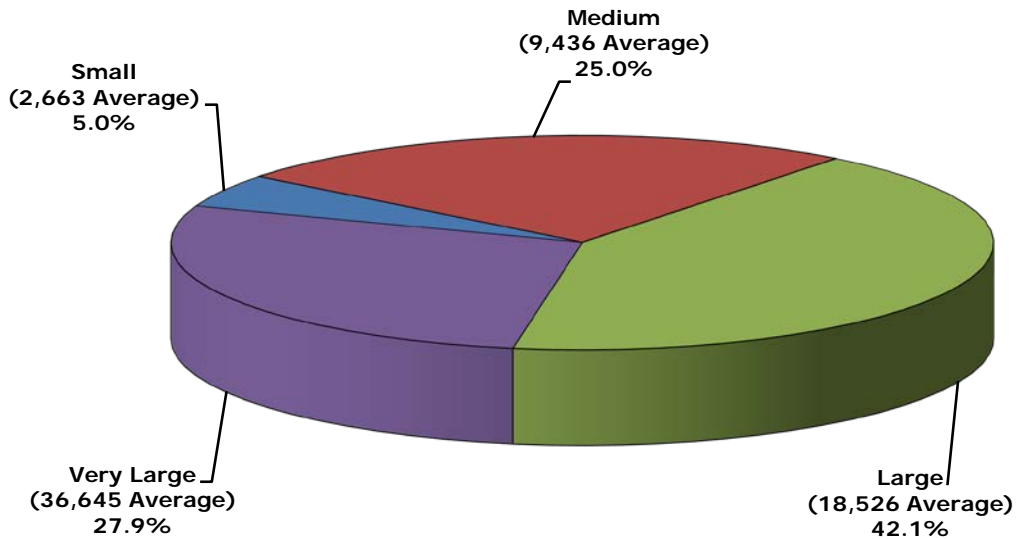
Category/ Case Type	Jul	Aug	Sep	Oct	Nov	Dec	Jan	Feb	Mar	Apr	May	Jun	Total
D. Other Circuit Civil	2,409	2,480	2,344	2,525	1,974	2,210	2,179	1,905	2,132	2,138	2,196	2,273	26,765
1. Eminent Domain	65	59	36	40	34	33	36	19	24	39	53	51	489
2. Other	2,344	2,421	2,308	2,485	1,940	2,177	2,143	1,886	2,108	2,099	2,143	2,222	26,276
a. Antitrust/ Trade Regulation	8	7	1	5	5	6	3	6	6	4	8	7	66
b. Business Transaction	243	266	248	248	203	262	195	207	228	228	238	241	2,807
c. Constitutional Challenge Statute or Ordinance	7	4	8	12	5	9	6	7	4	8	10	6	86
d. Constitutional Challenge Proposed Amendment	1	1	1	3	0	1	1	0	0	0	1	1	10
e. Corporate Trust	1	0	0	0	0	1	0	1	1	0	1	0	5
f. Discrimination Employment or Other	111	125	96	131	95	120	113	129	116	117	108	147	1,408
g. Insurance Claim	380	345	351	372	280	360	369	296	295	308	322	337	4,015
h. Intellectual Property	1	7	5	1	3	4	2	2	3	2	1	4	35
i. Libel/Slander	44	41	26	41	24	40	24	31	28	15	31	24	369
j. Share Holder Derivative Action	6	2	4	4	5	3	6	2	3	2	6	8	51
k. Securities Litigation	13	5	4	10	0	4	3	7	3	7	5	5	66
l. Trade Secret	7	9	5	9	7	11	8	5	5	8	9	7	90
m. Trust Litigation	27	24	23	43	34	47	21	31	18	26	35	23	352
n. Other	1,410	1,458	1,393	1,505	1,177	1,230	1,276	1,096	1,270	1,258	1,237	1,317	15,627
o. General Other Civil*	85	127	143	101	102	79	116	66	128	116	131	95	1,289
Total	25,604	26,083	23,926	25,060	18,985	21,730	21,240	18,967	20,981	21,147	19,110	20,975	263,808

*At the direction of the Supreme Court in In Re: Amendments to the Florida Rules of Civil Procedure – Management of Cases Involving Complex Litigation, 30 So. 3d 477 (Fla. 2009), beginning in January 2010 a change was made to the traditional format of the Summary Reporting System. Expanded case types are now available in the Circuit Civil division to capture information that is more detailed. For example, the professional malpractice case type was expanded to include discrete categories for business, medical, and other professional actions. At this time, each Clerk of Court does not have the capability to report dispositions by the expanded case types. As a result, the above chart includes four “general” categories. For example, “general professional malpractice” reflects dispositions the Clerk of Court could not distinguish as business, medical, or other professional dispositions.

CIRCUIT CIVIL DISPOSITIONS by Category FY 2014-15



CIRCUIT CIVIL DISPOSITIONS by Circuit Size* FY 2014-15



*Small Circuits - 2nd, 3rd, 8th, 14th, 16th;
Medium Circuits - 1st, 5th, 7th, 10th, 12th, 18th, 19th;
Large Circuits - 4th, 6th, 9th, 13th, 15th, 20th; and
Very Large Circuits - 11th, 17th (as defined in the Glossary).

Circuit Civil ♦ Dispositions

**CIRCUIT CIVIL DISPOSITIONS
by Circuit and Case Type
FY 2014-15**

Circuit	Professional Malpractice	Product Liability	Auto Negligence	Other Negligence	Condominium	Contract and Indebtedness	Real Property/ Mortgage Foreclosure	Eminent Domain	Other	Total
1	41	35	551	203	15	832	4,776	29	561	7,043
2	24	13	418	210	5	520	1,807	18	2,195	5,210
3	7	4	72	49	1	138	650	4	713	1,638
4	77	84	1,349	612	26	1,639	9,240	37	942	14,006
5	61	36	764	416	3	2,035	7,890	50	942	12,197
6	111	28	2,221	794	46	2,606	12,591	18	1,551	19,966
7	61	32	730	467	32	1,174	7,061	27	912	10,496
8	15	12	234	129	2	396	1,316	13	406	2,523
9	147	53	2,343	1,146	154	3,344	13,543	34	1,828	22,592
10	53	14	595	273	6	1,060	4,807	24	660	7,492
11	212	358	2,367	2,700	1,335	12,511	15,720	26	3,838	39,067
12	55	36	722	341	71	1,928	5,424	35	784	9,396
13	122	1,191	2,670	1,021	25	2,839	9,140	0	1,198	18,206
14	8	6	179	112	8	304	1,865	13	350	2,845
15	148	99	2,183	1,327	121	4,018	11,775	26	1,988	21,685
16	7	6	80	89	16	175	544	2	178	1,097
17	137	132	2,279	1,767	367	6,527	19,071	1	3,941	34,222
18	62	28	1,040	455	24	1,731	7,941	33	799	12,113
19	42	33	536	351	25	891	4,561	38	835	7,312
20	67	63	990	703	49	2,368	8,746	61	1,655	14,702
Total	1,457	2,263	22,323	13,165	2,331	47,036	148,468	489	26,276	263,808

CIRCUIT CIVIL DISPOSITIONS
by Circuit/County and Category
FY 2014-15

Circuit/County	Professional Malpractice and Product Liability	Auto and Other Negligence	Contracts	Other Circuit Civil	Total
Circuit 1	76	754	5,623	590	7,043
Escambia	43	438	2,183	232	2,896
Okaloosa	12	134	1,553	89	1,788
Santa Rosa	16	117	1,111	166	1,410
Walton	5	65	776	103	949
Circuit 2	37	628	2,332	2,213	5,210
Franklin	1	7	174	14	196
Gadsden	3	58	202	79	342
Jefferson	0	30	71	36	137
Leon	32	514	1,662	2,031	4,239
Liberty	0	1	20	19	40
Wakulla	1	18	203	34	256
Circuit 3	11	121	789	717	1,638
Columbia	6	41	344	124	515
Dixie	1	6	44	16	67
Hamilton	0	12	53	382	447
Lafayette	0	6	22	12	40
Madison	2	10	65	23	100
Suwannee	1	29	200	113	343
Taylor	1	17	61	47	126
Circuit 4	161	1,961	10,905	979	14,006
Clay	8	146	2,094	120	2,368
Duval	150	1,758	8,111	803	10,822
Nassau	3	57	700	56	816

Circuit Civil ◆ Dispositions

**CIRCUIT CIVIL DISPOSITIONS
by Circuit/County and Category
FY 2014-15**

Circuit/County	Professional Malpractice and Product Liability	Auto and Other Negligence	Contracts	Other Circuit Civil	Total
Circuit 5	97	1,180	9,928	992	12,197
Citrus	13	129	1,402	126	1,670
Hernando	22	233	2,348	200	2,803
Lake	21	349	2,724	278	3,372
Marion	29	410	3,076	206	3,721
Sumter	12	59	378	182	631
Circuit 6	139	3,015	15,243	1,569	19,966
Pasco	30	678	6,361	409	7,478
Pinellas	109	2,337	8,882	1,160	12,488
Circuit 7	93	1,197	8,267	939	10,496
Flagler	6	145	1,031	99	1,281
Putnam	15	64	606	57	742
St. Johns	13	206	1,344	237	1,800
Volusia	59	782	5,286	546	6,673
Circuit 8	27	363	1,714	419	2,523
Alachua	23	284	1,129	224	1,660
Baker	0	9	95	29	133
Bradford	0	15	108	85	208
Gilchrist	0	4	76	3	83
Levy	2	24	264	34	324
Union	2	27	42	44	115
Circuit 9	200	3,489	17,041	1,862	22,592
Orange	171	2,781	12,413	1,430	16,795
Osceola	29	708	4,628	432	5,797

CIRCUIT CIVIL DISPOSITIONS
by Circuit/County and Category
FY 2014-15

Circuit/County	Professional Malpractice and Product Liability	Auto and Other Negligence	Contracts	Other Circuit Civil	Total
Circuit 10	67	868	5,873	684	7,492
Hardee	1	11	104	40	156
Highlands	24	79	809	76	988
Polk	42	778	4,960	568	6,348
Circuit 11	570	5,067	29,566	3,864	39,067
Miami-Dade	570	5,067	29,566	3,864	39,067
Circuit 12	91	1,063	7,423	819	9,396
Desoto	0	11	200	33	244
Manatee	19	469	2,462	258	3,208
Sarasota	72	583	4,761	528	5,944
Circuit 13	1,313	3,691	12,004	1,198	18,206
Hillsborough	1,313	3,691	12,004	1,198	18,206
Circuit 14	14	291	2,177	363	2,845
Bay	9	233	1,510	152	1,904
Calhoun	0	5	74	14	93
Gulf	0	8	135	37	180
Holmes	2	10	114	27	153
Jackson	1	30	237	92	360
Washington	2	5	107	41	155
Circuit 15	247	3,510	15,914	2,014	21,685
Palm Beach	247	3,510	15,914	2,014	21,685
Circuit 16	13	169	735	180	1,097
Monroe	13	169	735	180	1,097

Circuit Civil ◆ Dispositions

CIRCUIT CIVIL DISPOSITIONS
by Circuit/County and Category
FY 2014-15

Circuit/County	Professional Malpractice and Product Liability	Auto and Other Negligence	Contracts	Other Circuit Civil	Total
Circuit 17	269	4,046	25,965	3,942	34,222
Broward	269	4,046	25,965	3,942	34,222
Circuit 18	90	1,495	9,696	832	12,113
Brevard	69	898	5,279	526	6,772
Seminole	21	597	4,417	306	5,341
Circuit 19	75	887	5,477	873	7,312
Indian River	27	266	1,266	91	1,650
Martin	21	252	1,183	420	1,876
Okeechobee	0	36	274	118	428
St. Lucie	27	333	2,754	244	3,358
Circuit 20	130	1,693	11,163	1,716	14,702
Charlotte	6	79	1,315	709	2,109
Collier	34	469	2,663	313	3,479
Glades	0	3	62	17	82
Hendry	1	35	231	15	282
Lee	89	1,107	6,892	662	8,750
Total	3,720	35,488	197,835	26,765	263,808

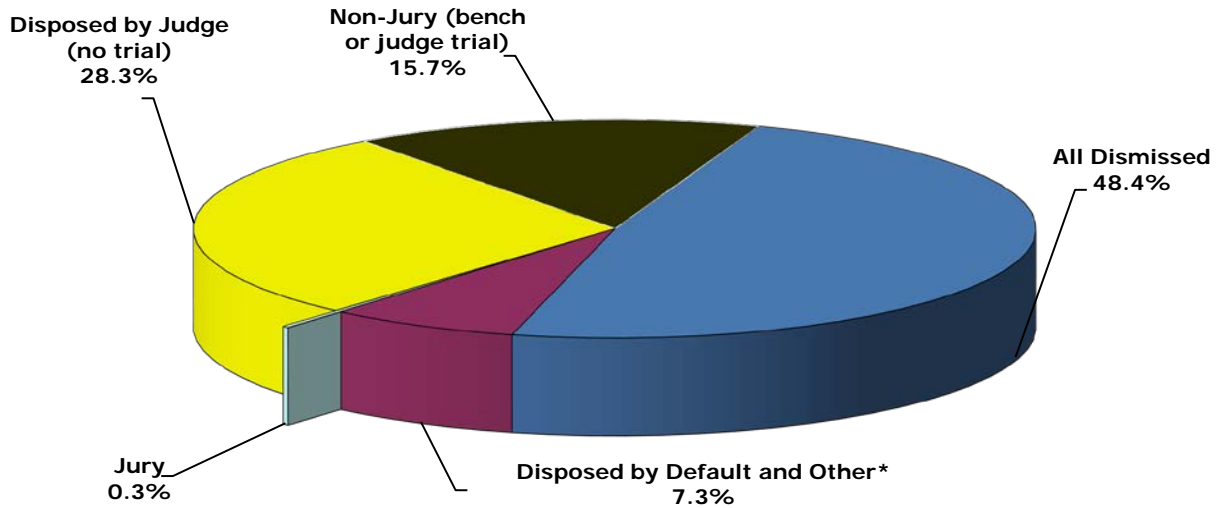
CIRCUIT CIVIL DISPOSITIONS
Statewide by Disposition Type and Case Type
FY 2014-15

Disposition Type	Professional Malpractice	Product Liability	Auto Negligence	Other Negligence	Condo-minium	Contract and Indebtedness	Real Property/ Mortgage Foreclosure	Eminent Domain	Other	Total
A. Dismissed Before Hearing	417	1,160	12,489	5,358	1,013	19,586	29,171	48	8,723	77,965
1. Pursuant to Settlement	97	97	3,342	1,290	298	3,614	5,771	4	1,301	15,814
2. Pursuant to Mediated Settlement	29	12	1,142	397	5	295	149	2	116	2,147
3. Other Before Hearing	291	1,051	8,005	3,671	710	15,677	23,251	42	7,306	60,004
B. Dismissed After Hearing	717	715	6,810	5,755	583	12,427	16,458	53	5,995	49,513
1. Pursuant to Settlement	147	53	1,486	1,059	118	1,659	2,544	1	811	7,878
2. Pursuant to Mediated Settlement	80	19	897	543	14	515	220	12	248	2,548
3. Other After Hearing	490	643	4,427	4,153	451	10,253	13,694	40	4,936	39,087
C. Disposed by Default	4	1	391	62	98	4,712	5,721	7	1,172	12,168
D. Disposed by Judge (no trial)	179	251	1,683	1,229	553	7,897	54,691	366	7,929	74,778
E. Disposed by Non-Jury	1	1	32	19	26	218	41,060	9	137	41,503
F. Disposed by Jury	48	14	251	132	0	89	94	2	66	696
G. Disposed by Other*	91	121	667	610	58	2,107	1,273	4	2,254	7,185
Total	1,457	2,263	22,323	13,165	2,331	47,036	148,468	489	26,276	263,808

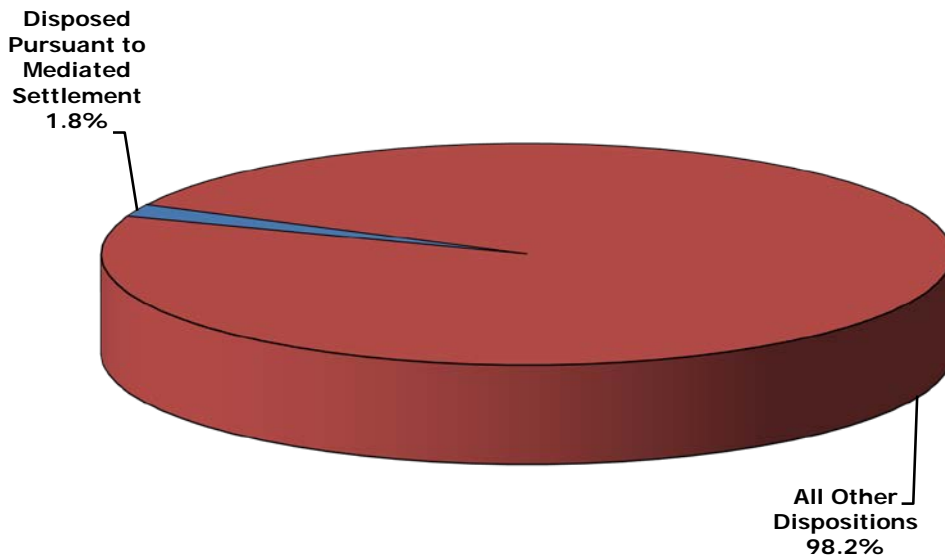
*The disposition type "Disposed by Other" is used to report cases as disposed when they are: consolidated into a primary case, transferred or have a change of venue, disposed upon estreatment of a bond, or similar matters.

Circuit Civil ♦ Dispositions

**CIRCUIT CIVIL DISPOSITIONS
by Disposition Type
FY 2014-15**



**CASES DISPOSED PURSUANT TO MEDIATED SETTLEMENT
by Disposition Type
FY 2014-15**



*The disposition type "Disposed by Other" is used to report cases as disposed when they are: consolidated into a primary case, transferred or have a change of venue, disposed upon estreature of a bond, or similar dispositions.

**CIRCUIT CIVIL JURY TRIAL RATES
by Circuit
FY 2014-15**

Circuit (Circuit Seat)	Disposed by Jury	Total Dispositions	Jury Trial Rates
First (Pensacola)	17	7,043	0.2%
Second (Tallahassee)	9	5,210	0.2%
Third (Lake City)	4	1,638	0.2%
Fourth (Jacksonville)	60	14,006	0.4%
Fifth (Tavares)	12	12,197	0.1%
Sixth (Clearwater)	25	19,966	0.1%
Seventh (Daytona Beach)	11	10,496	0.1%
Eighth (Gainesville)	12	2,523	0.5%
Ninth (Orlando)	59	22,592	0.3%
Tenth (Bartow)	28	7,492	0.4%
Eleventh (Miami-Dade)	112	39,067	0.3%
Twelfth (Sarasota)	6	9,396	0.1%
Thirteenth (Tampa)	27	18,206	0.1%
Fourteenth (Panama City)	4	2,845	0.1%
Fifteenth (West Palm Beach)	81	21,685	0.4%
Sixteenth (Key West)	2	1,097	0.2%
Seventeenth (Ft. Lauderdale)	115	34,222	0.3%
Eighteenth (Sanford)	50	12,113	0.4%
Nineteenth (Ft. Pierce)	29	7,312	0.4%
Twentieth (Ft. Myers)	33	14,702	0.2%
Total	696	263,808	0.3%

Circuit Civil ◆ Other Statistics

The Circuit Civil division also includes other statistics such as clearance rates, reopenings, appeals filed from county court, and involuntary civil commitment of sexually violent predators. **These data are provided by the 67 clerks of court. However, dispositions and special proceedings data are not audited for accuracy by the OSCA.**

Clearance Rates - The clearance rate is a useful measure of the responsiveness of a court to the demand for services, and is nationally recognized as a measure of court performance. The rate is determined by dividing the total number of cases *disposed* by the total number of cases *filed* during a specific time period. If a court received 1,000 new cases a month and disposed of 900 cases within the same month, the clearance rate for that month would be 90%. A 100% clearance rate means that a court is disposing of at least as many cases as have been filed during the reporting period. Thus, where clearance rates exceed 100%, those circuits are actually disposing of cases more quickly than cases are being filed for the period in question.

Reopenings - A reopening occurs when a case that has previously been reported as disposed is resubmitted to the court through a motion or petition.

Appeals Filed From County Court - An appeal filed from county court is a request that a case be removed from the county court and sent to the circuit court for review.

Involuntary Civil Commitment of Sexually Violent Predators (ICCSVP) - An involuntary civil commitment of sexually violent predators occurs when a petition is filed as described in Chapter 394, Florida Statutes.

**CIRCUIT CIVIL CLEARANCE RATES
by Circuit
FY 2014-15**

Circuit	Filings	Dispositions	Clearance Rates
1	5,523	7,043	127.5%
2	4,024	5,210	129.5%
3	1,763	1,638	92.9%
4	9,784	14,006	143.2%
5	8,297	12,197	147.0%
6	12,584	19,966	158.7%
7	7,160	10,496	146.6%
8	2,418	2,523	104.3%
9	15,226	22,592	148.4%
10	5,548	7,492	135.0%
11	29,830	39,067	131.0%
12	5,243	9,396	179.2%
13	11,701	18,206	155.6%
14	2,149	2,845	132.4%
15	14,402	21,685	150.6%
16	840	1,097	130.6%
17	22,519	34,222	152.0%
18	7,170	12,113	168.9%
19	5,472	7,312	133.6%
20	9,569	14,702	153.6%
Total	181,222	263,808	145.6%

Circuit Civil ◆ Other Statistics

CIRCUIT CIVIL SPECIAL PROCEEDINGS
by Circuit
FY 2014-15

Circuit	Reopenings	Appeals Filed From County Court	Total
1	5,219	76	5,295
2	2,476	43	2,519
3	279	2	281
4	5,216	36	5,252
5	8,115	67	8,182
6	11,280	65	11,345
7	5,782	100	5,882
8	1,604	27	1,631
9	28,567	19	28,586
10	7,088	14	7,102
11	55,909	208	56,117
12	8,494	38	8,532
13	14,622	88	14,710
14	1,562	15	1,577
15	26,319	94	26,413
16	699	15	714
17	47,386	312	47,698
18	13,299	51	13,350
19	4,498	71	4,569
20	11,258	59	11,317
Total	259,672	1,400	261,072

**INVOLUNTARY CIVIL COMMITMENT OF
SEXUALLY VIOLENT PREDATORS
Statewide by Category/Case Type and Month
FY 2014-15**

Category/ Case Type	Jul	Aug	Sep	Oct	Nov	Dec	Jan	Feb	Mar	Apr	May	Jun	Total
A. Total Sexually Violent Predator Petitions Filed	9	17	13	5	7	7	7	8	9	3	8	11	104
B. Total Probable Cause Hearings	2	9	10	3	3	3	2	5	4	2	7	1	51
1. Non-Adversarial Determinations	5	8	8	4	2	3	1	4	3	2	5	1	46
2. Adversarial Hearing	0	1	2	0	1	0	1	1	1	0	0	0	7
C. Total Sexually Violent Predator Petitions Disposed	3	6	14	9	10	4	4	6	9	4	4	17	90
1. Dismissed by the State Attorney	2	0	0	1	0	0	0	1	0	0	0	2	6
2. Dismissed by Judge	1	0	4	4	8	0	2	0	6	0	0	2	27
3. Dismissed by Judge/Non-Jury Trial	0	0	5	2	1	1	0	4	0	1	3	1	18
a. Not Sexually Violent Predators	0	0	2	2	1	0	0	0	0	1	0	0	6
b. Sexually Violent Predators without Conditional Release	0	0	2	0	0	1	0	3	0	0	3	1	10
c. Sexually Violent Predators Released Conditionally	0	0	1	0	0	0	0	0	0	0	0	0	1
d. Sexually Violent Predators Released Unconditionally	0	1	0	0	0	0	0	1	0	1	0	0	3

Circuit Civil ◆ Involuntary Civil Commitment

**INVOLUNTARY CIVIL COMMITMENT OF
SEXUALLY VIOLENT PREDATORS
Statewide by Category/Case Type and Month
FY 2014-15**

Category/ Case Type	Jul	Aug	Sep	Oct	Nov	Dec	Jan	Feb	Mar	Apr	May	Jun	Total
4. Disposed by Jury Trial	1	2	4	2	1	0	2	0	0	1	1	0	14
a. Not Sexually Violent Predators	1	0	0	1	0	0	0	0	0	0	1	0	3
b. Sexually Violent Predators without Conditional Release	1	2	4	1	1	0	2	0	0	1	0	0	12
c. Sexually Violent Predators Released Conditionally	0	0	0	0	0	0	0	0	0	0	0	0	0
d. Sexually Violent Predators Released Unconditionally	0	0	0	0	0	0	0	0	0	0	0	0	0
5. Disposed by Other	2	3	1	0	0	0	1	0	3	1	0	0	11
6. Sexually Violent Predators Committed for Failure to Comply with Conditions of Release	0	0	0	0	0	0	0	0	0	0	0	0	0
D. Total Retrials	4	0	0	0	0	0	0	0	0	0	0	0	4
E. Total Examination/ Reviews, Hearings and Trials	64	66	50	71	60	84	72	99	64	84	59	90	863
1. Examinations/ Reviews	55	46	39	50	52	70	54	76	55	78	40	64	679
2. Probable Cause Hearings	8	20	19	19	8	13	17	26	12	17	16	24	199
3. Trials for Release Status Subsequent to Examination	0	0	1	2	0	1	1	3	0	0	2	3	13
a. Granted	0	0	1	2	0	1	0	1	0	0	2	4	11
b. Denied	0	0	5	0	0	3	1	2	0	0	1	0	12

**INVOLUNTARY CIVIL COMMITMENT OF
SEXUALLY VIOLENT PREDATORS
Statewide by Category/Case Type and Month
FY 2014-15**

Category/ Case Type	Jul	Aug	Sep	Oct	Nov	Dec	Jan	Feb	Mar	Apr	May	Jun	Total
F. Total Petitions for Released Filed	0	1	1	1	1	1	4	7	1	3	3	4	27
1. Filed with Authorization by Department of Children and Families	0	1	0	1	0	0	0	1	0	0	1	2	6
a. Granted	0	1	0	1	0	0	1	0	0	0	1	2	6
b. Denied	0	0	0	0	0	0	0	0	0	0	0	0	0
2. Filed without Authorization by Department of Children and Families	0	0	2	1	2	1	3	6	1	3	1	3	23
a. Granted	0	0	0	0	0	0	0	1	0	1	0	0	2
b. Denied	0	0	1	0	1	1	0	2	3	1	1	2	12
3. Filed Pursuant to a Right of Habeas Corpus	0	1	0	0	0	0	0	1	0	1	2	0	5
a. Granted	0	0	0	0	0	0	0	0	0	1	2	0	3
b. Denied	0	0	0	0	0	0	0	1	0	0	0	0	1