

Family Court ♦ Overview

The Family Court includes domestic relations, juvenile delinquency, and juvenile dependency. The Family Court comprises the following seven categories of family court cases: simplified dissolution, dissolution, child support, other domestic relations, domestic violence, juvenile delinquency, and juvenile dependency. Within these categories are the following case types:

Simplified Dissolution - simplified dissolution of marriage

Dissolution - dissolution of marriage

Child Support - child support (IV-D and non IV-D), and Uniform Interstate Family Support Act (UIFSA) (IV-D and non IV-D)

Other Domestic Relations - adoption arising out of Chapter 63, name change, paternity/disestablishment of paternity, and other family court

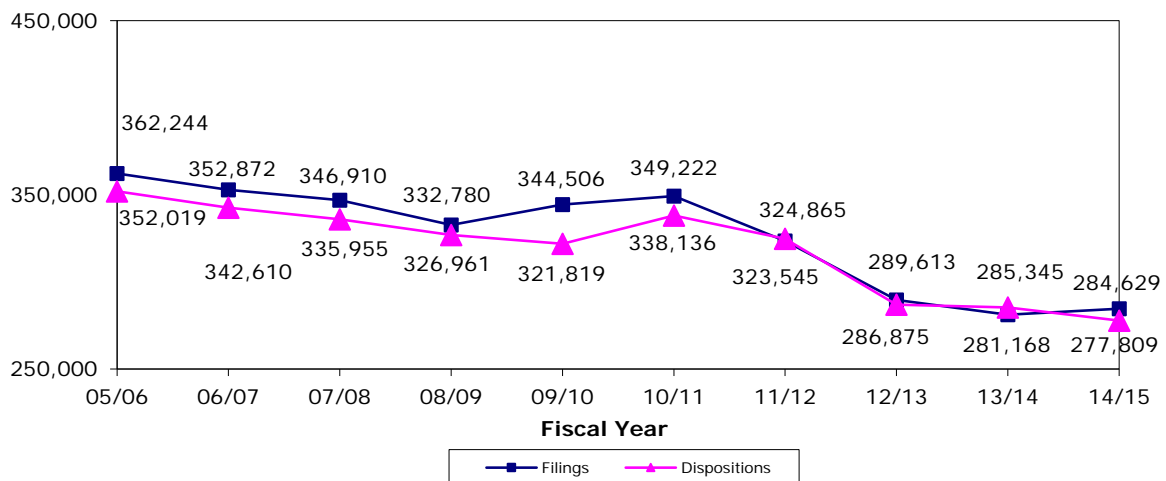
Domestic Violence - domestic violence, repeat violence, sexual violence, dating violence, and stalking violence.

Juvenile Delinquency - delinquency

Juvenile Dependency - dependency, termination of parental rights (TPR) arising out of Chapter 39, and Children in Need of Services and Families in Need of Services (CINS/FINS)

In the Family Court, filings correspond to each complaint or petition filed. Dispositions correspond to each complaint or petition disposed. Jury trials are defined as trials in which a group of citizens is impaneled, selected, and sworn to determine the issues of fact in a case.

FAMILY COURT FILINGS AND DISPOSITIONS FY 2005-06 to FY 2014-15*



*The Summary Reporting System began capturing the number of dispositions in termination of parental rights (TPR) cases in January 2010. The filings and dispositions in TPR cases are not included for fiscal year 2005-06 through fiscal year 2009-10.

*The Summary Reporting System began capturing the number of filings and dispositions in Stalking Violence cases in July 2013. The filings and dispositions in Stalking Violence cases are not included for fiscal year 2005-06 through fiscal year 2013-14.

FAMILY COURT FILINGS
Statewide by Category/Case Type and Month
FY 2014-15

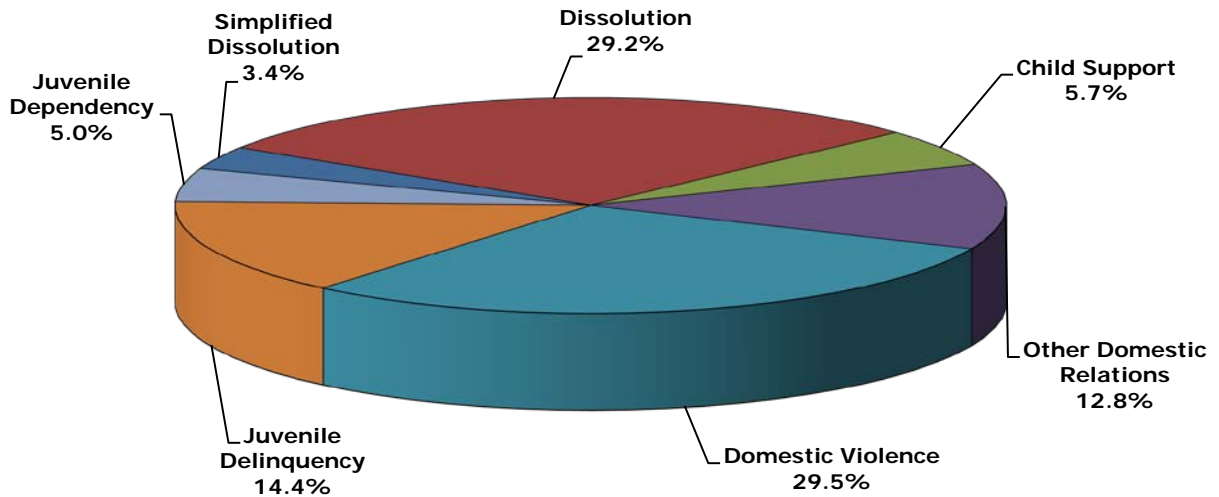
Category/ Case Type	Jul	Aug	Sep	Oct	Nov	Dec	Jan	Feb	Mar	Apr	May	Jun	Total
A. Simplified Dissolution	793	775	721	803	668	683	829	901	987	936	826	869	9,791
1. Simplified Dissolution	793	775	721	803	668	683	829	901	987	936	826	869	9,791
B. Dissolution	7,194	6,535	6,752	7,294	5,576	5,678	6,405	7,182	8,407	7,763	6,794	7,433	83,013
1. Dissolution	7,194	6,535	6,752	7,294	5,576	5,678	6,405	7,182	8,407	7,763	6,794	7,433	83,013
C. Child Support	1,462	1,153	1,270	1,413	1,022	1,003	1,103	1,130	1,512	1,747	1,596	1,682	16,093
1. Child Support	1,245	940	1,070	1,234	842	851	863	899	1,292	1,480	1,377	1,424	13,517
a. IV-D	1,224	918	1,049	1,206	824	811	844	875	1,269	1,447	1,340	1,384	13,191
b. Non-IV-D	21	22	21	28	18	40	19	24	23	33	37	40	326
2. UIFSA	217	213	200	179	180	152	240	231	220	267	219	258	2,576
a. IV-D	217	213	192	168	178	150	238	229	220	267	206	239	2,517
b. Non-IV-D	0	0	8	11	2	2	2	2	0	0	13	19	59
D. Other Domestic Relations	3,088	3,094	3,045	3,141	2,429	2,491	2,766	2,990	3,397	3,368	3,092	3,520	36,421
1. Other Family Court	974	1,043	994	941	722	782	841	825	1,039	998	855	945	10,959
2. Adoption Arising out of Chapter 63	394	428	413	418	357	351	345	436	483	456	391	438	4,910
3. Name Change	549	500	441	490	404	398	472	514	577	520	519	519	5,903
4. Paternity/ Disestablishment of Paternity	1,171	1,123	1,197	1,292	946	960	1,108	1,215	1,298	1,394	1,327	1,618	14,649

Family Court ♦ Filings

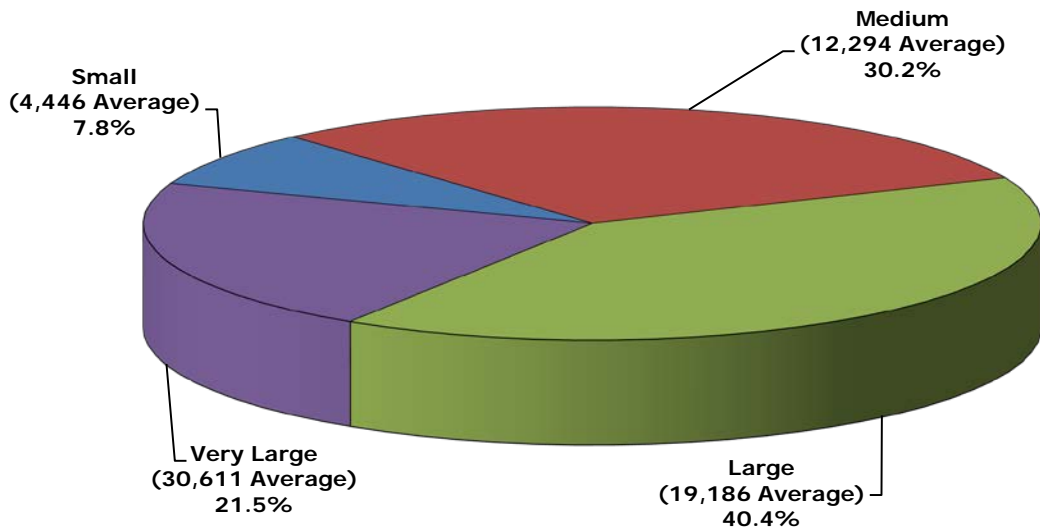
FAMILY COURT FILINGS
Statewide by Category/Case Type and Month
FY 2014-15

Category/ Case Type	Jul	Aug	Sep	Oct	Nov	Dec	Jan	Feb	Mar	Apr	May	Jun	Total
E. Domestic Violence	7,215	7,080	7,319	7,461	5,377	6,526	7,063	6,133	7,534	7,475	7,125	7,653	83,961
1. Domestic Violence	4,492	4,419	4,518	4,521	3,303	4,030	4,307	3,822	4,632	4,575	4,310	4,684	51,613
2. Dating Violence	322	265	300	305	231	275	302	290	330	312	315	322	3,569
3. Repeat Violence	1,335	1,371	1,378	1,456	1,012	1,248	1,386	1,129	1,436	1,325	1,335	1,394	15,805
4. Sexual Violence	100	94	97	117	63	90	119	101	89	105	76	85	1,136
5. Stalking Violence	966	931	1,026	1,062	768	883	949	791	1,047	1,158	1,089	1,168	11,838
F. Juvenile Delinquency	3,454	3,276	2,801	3,539	2,952	3,479	3,509	3,368	3,629	3,663	3,610	3,813	41,093
1. Juvenile Delinquency	3,454	3,276	2,801	3,539	2,952	3,479	3,509	3,368	3,629	3,663	3,610	3,813	41,093
G. Juvenile Dependency	1,138	1,081	1,121	1,268	1,014	1,180	1,054	1,230	1,321	1,358	1,187	1,305	14,257
1. Juvenile Dependency	841	786	835	948	798	903	829	948	1,029	1,067	904	984	10,872
2. Termination of Parental Rights	297	295	286	320	216	277	225	282	292	291	283	321	3,385
Total	24,344	22,994	23,029	24,919	19,038	21,040	22,729	22,934	26,787	26,310	24,230	26,275	284,629

**FAMILY COURT FILINGS
by Category
FY 2014-15**



**FAMILY COURT FILINGS
by Circuit Size*
FY 2014-15**



*Small Circuits - 2nd, 3rd, 8th, 14th, 16th;
 Medium Circuits - 1st, 5th, 7th, 10th, 12th, 18th, 19th;
 Large Circuits - 4th, 6th, 9th, 13th, 15th, 20th; and
 Very Large Circuits - 11th, 17th (as defined in the Glossary).

Family Court ♦ Filings

**FAMILY COURT FILINGS
by Circuit and Case Type
FY 2014-15**

Circuit	Simplified Dissolution	Dissolution	Child Support	UIFSA	Other Domestic Relation	Domestic Violence	Repeat Violence	Juvenile Delinquency	Juvenile Dependency	Termination of Parental Rights	Total
1	562	3,048	663	113	1,338	2,536	1,635	1,831	589	208	12,523
2	289	1,361	240	52	859	1,147	940	926	103	43	5,960
3	76	823	344	62	415	768	537	689	139	28	3,881
4	423	5,484	1,063	98	2,276	3,664	2,214	2,597	483	191	18,493
5	411	3,870	658	61	1,697	3,066	1,662	2,056	655	117	14,253
6	1,043	4,333	622	48	2,232	4,454	2,612	3,530	810	307	19,991
7	317	3,615	603	237	1,667	2,389	1,508	2,184	461	196	13,177
8	262	1,232	237	25	823	918	563	1,057	170	58	5,345
9	825	7,086	885	46	3,217	3,916	3,905	4,936	626	154	25,596
10	282	2,891	863	256	1,447	3,462	2,328	3,113	401	130	15,173
11	591	14,985	1,778	479	4,890	5,407	2,731	2,877	1,248	487	35,473
12	302	2,581	716	241	1,180	1,769	1,192	1,113	450	88	9,632
13	739	5,467	1,003	413	3,013	3,475	3,128	3,030	833	358	21,459
14	175	1,412	709	148	524	847	439	886	220	72	5,432
15	836	4,868	476	48	2,437	1,874	999	1,795	775	194	14,302
16	86	665	40	1	134	241	199	153	68	27	1,614
17	1,273	8,264	914	0	3,648	5,380	1,730	3,103	1,161	275	25,748
18	379	3,720	373	50	1,707	2,200	1,306	2,701	585	112	13,133
19	323	2,187	517	142	976	1,322	738	1,342	475	148	8,170
20	597	5,121	813	56	1,941	2,778	1,982	1,174	620	192	15,274
Total	9,791	83,013	13,517	2,576	36,421	51,613	32,348	41,093	10,872	3,385	284,629

FAMILY COURT FILINGS
by Circuit/County and Category
FY 2014-15

Circuit/County	Simplified Dissolution	Dissolution	Child Support	Other Domestic Relations	Domestic Violence	Juvenile Delinquency	Juvenile Dependency	Total
Circuit 1	562	3,048	776	1,338	4,171	1,831	797	12,523
Escambia	205	1,185	221	619	2,244	1,053	334	5,861
Okaloosa	203	981	329	391	1,034	436	242	3,616
Santa Rosa	101	655	143	235	596	280	128	2,138
Walton	53	227	83	93	297	62	93	908
Circuit 2	289	1,361	292	859	2,087	926	146	5,960
Franklin	16	52	19	45	131	22	12	297
Gadsden	27	181	59	73	264	113	5	722
Jefferson	19	39	45	26	45	22	2	198
Leon	204	906	123	644	1,408	673	111	4,069
Liberty	15	39	3	8	81	15	2	163
Wakulla	8	144	43	63	158	81	14	511
Circuit 3	76	823	406	415	1,305	689	167	3,881
Columbia	30	317	65	138	441	238	101	1,330
Dixie	3	100	33	44	144	28	16	368
Hamilton	13	45	74	32	113	79	9	365
Lafayette	0	32	26	14	44	5	2	123
Madison	2	69	71	20	107	70	5	344
Suwannee	17	174	120	110	284	200	25	930
Taylor	11	86	17	57	172	69	9	421
Circuit 4	423	5,484	1,161	2,276	5,878	2,597	674	18,493
Clay	89	867	154	321	718	576	125	2,850
Duval	294	4,279	991	1,811	4,605	1,909	514	14,403
Nassau	40	338	16	144	555	112	35	1,240

Family Court ♦ Filings

**FAMILY COURT FILINGS
by Circuit/County and Category
FY 2014-15**

Circuit/County	Simplified Dissolution	Dissolution	Child Support	Other Domestic Relations	Domestic Violence	Juvenile Delinquency	Juvenile Dependency	Total
Circuit 5	411	3,870	719	1,697	4,728	2,056	772	14,253
Citrus	51	449	86	208	686	167	189	1,836
Hernando	45	674	105	291	945	628	118	2,806
Lake	82	1,231	187	469	1,002	491	157	3,619
Marion	203	1,310	319	658	1,864	705	274	5,333
Sumter	30	206	22	71	231	65	34	659
Circuit 6	1,043	4,333	670	2,232	7,066	3,530	1,117	19,991
Pasco	321	1,437	268	860	2,451	885	455	6,677
Pinellas	722	2,896	402	1,372	4,615	2,645	662	13,314
Circuit 7	317	3,615	840	1,667	3,897	2,184	657	13,177
Flagler	34	346	106	142	390	147	63	1,228
Putnam	27	334	104	156	453	200	90	1,364
St. Johns	0	860	237	201	502	536	116	2,452
Volusia	256	2,075	393	1,168	2,552	1,301	388	8,133
Circuit 8	262	1,232	262	823	1,481	1,057	228	5,345
Alachua	176	687	129	516	830	728	168	3,234
Baker	30	136	50	74	40	76	1	407
Bradford	20	115	39	64	125	79	27	469
Gilchrist	17	87	10	42	143	42	0	341
Levy	9	163	30	99	298	107	29	735
Union	10	44	4	28	45	25	3	159
Circuit 9	825	7,086	931	3,217	7,821	4,936	780	25,596
Orange	744	5,365	704	2,731	6,432	3,978	582	20,536
Osceola	81	1,721	227	486	1,389	958	198	5,060

FAMILY COURT FILINGS
by Circuit/County and Category
FY 2014-15

Circuit/County	Simplified Dissolution	Dissolution	Child Support	Other Domestic Relations	Domestic Violence	Juvenile Delinquency	Juvenile Dependency	Total
Circuit 10	282	2,891	1,119	1,447	5,790	3,113	531	15,173
Hardee	6	107	52	53	123	71	16	428
Highlands	30	301	158	103	279	375	65	1,311
Polk	246	2,483	909	1,291	5,388	2,667	450	13,434
Circuit 11	591	14,985	2,257	4,890	8,138	2,877	1,735	35,473
Miami-Dade	591	14,985	2,257	4,890	8,138	2,877	1,735	35,473
Circuit 12	302	2,581	957	1,180	2,961	1,113	538	9,632
Desoto	4	125	142	50	167	188	22	698
Manatee	138	1,101	554	612	1,552	521	373	4,851
Sarasota	160	1,355	261	518	1,242	404	143	4,083
Circuit 13	739	5,467	1,416	3,013	6,603	3,030	1,191	21,459
Hillsborough	739	5,467	1,416	3,013	6,603	3,030	1,191	21,459
Circuit 14	175	1,412	857	524	1,286	886	292	5,432
Bay	110	938	258	368	651	697	151	3,173
Calhoun	4	89	43	31	90	39	9	305
Gulf	3	48	35	11	63	29	5	194
Holmes	24	75	108	29	67	51	0	354
Jackson	18	185	253	61	297	70	121	1,005
Washington	16	77	160	24	118	0	6	401
Circuit 15	836	4,868	524	2,437	2,873	1,795	969	14,302
Palm Beach	836	4,868	524	2,437	2,873	1,795	969	14,302
Circuit 16	86	665	41	134	440	153	95	1,614
Monroe	86	665	41	134	440	153	95	1,614

Family Court ♦ Filings

**FAMILY COURT FILINGS
by Circuit/County and Category
FY 2014-15**

Circuit/County	Simplified Dissolution	Dissolution	Child Support	Other Domestic Relations	Domestic Violence	Juvenile Delinquency	Juvenile Dependency	Total
Circuit 17	1,273	8,264	914	3,648	7,110	3,103	1,436	25,748
Broward	1,273	8,264	914	3,648	7,110	3,103	1,436	25,748
Circuit 18	379	3,720	423	1,707	3,506	2,701	697	13,133
Brevard	160	2,158	276	1,128	1,928	1,885	463	7,998
Seminole	219	1,562	147	579	1,578	816	234	5,135
Circuit 19	323	2,187	659	976	2,060	1,342	623	8,170
Indian River	74	527	57	207	477	259	110	1,711
Martin	74	534	204	220	543	242	170	1,987
Okeechobee	12	167	115	131	155	117	87	784
St. Lucie	163	959	283	418	885	724	256	3,688
Circuit 20	597	5,121	869	1,941	4,760	1,174	812	15,274
Charlotte	84	554	320	218	1,212	285	148	2,821
Collier	266	1,097	69	427	753	379	155	3,146
Glades	6	24	13	21	37	13	1	115
Hendry	20	145	58	76	154	124	13	590
Lee	221	3,301	409	1,199	2,604	373	495	8,602
Total	9,791	83,013	16,093	36,421	83,961	41,093	14,257	284,629

FAMILY COURT DISPOSITIONS
Statewide by Category/Case Type and Month
FY 2014-15

Category/ Case Type	Jul	Aug	Sep	Oct	Nov	Dec	Jan	Feb	Mar	Apr	May	Jun	Total
A. Simplified Dissolution	762	753	843	715	689	779	707	734	902	908	895	854	9,541
1. Simplified Dissolution	762	753	843	715	689	779	707	734	902	908	895	854	9,541
B. Dissolution	7,035	6,908	6,795	7,443	5,886	6,906	6,001	6,129	6,641	6,977	6,822	7,432	80,975
1. Dissolution	7,035	6,908	6,795	7,443	5,886	6,906	6,001	6,129	6,641	6,977	6,822	7,432	80,975
C. Child Support	1,916	1,700	1,703	1,540	1,118	1,387	1,195	1,206	1,431	1,164	1,081	1,289	16,730
1. Child Support	1,704	1,513	1,526	1,399	997	1,259	1,040	1,049	1,279	1,010	939	1,111	14,826
a. IV-D	1,664	1,476	1,500	1,376	980	1,234	1,011	1,033	1,253	993	904	1,072	14,496
b. Non-IV-D	27	34	24	18	13	25	22	15	23	12	33	35	281
c. General Child Support*	13	3	2	5	4	0	7	1	3	5	2	4	49
2. UIFSA	212	187	177	141	121	128	155	157	152	154	142	178	1,904
a. IV-D	210	187	170	132	119	127	152	155	150	153	129	161	1,845
b. Non IV-D	0	0	7	9	2	1	3	2	1	0	13	17	55
c. General UIFSA*	2	0	0	0	0	0	0	0	1	1	0	0	4
D. Other Domestic Relations	3,002	2,981	2,856	3,003	2,317	2,861	2,389	2,485	2,847	2,833	2,662	2,869	33,105
1. Other Family Court	787	832	801	816	701	796	698	765	747	764	788	739	9,234
2. Adoption Arising out of Chapter 63	360	414	346	430	374	444	276	321	408	393	360	444	4,570
3. Name Change	529	527	468	475	366	442	418	430	532	488	464	494	5,633
4. Paternity/ Disestablishment of Paternity	1,287	1,203	1,234	1,275	870	1,167	990	965	1,155	1,175	1,048	1,182	13,551
5. General Other Domestic Relations*	39	5	7	7	6	12	7	4	5	13	2	10	117

Family Court ♦ Dispositions

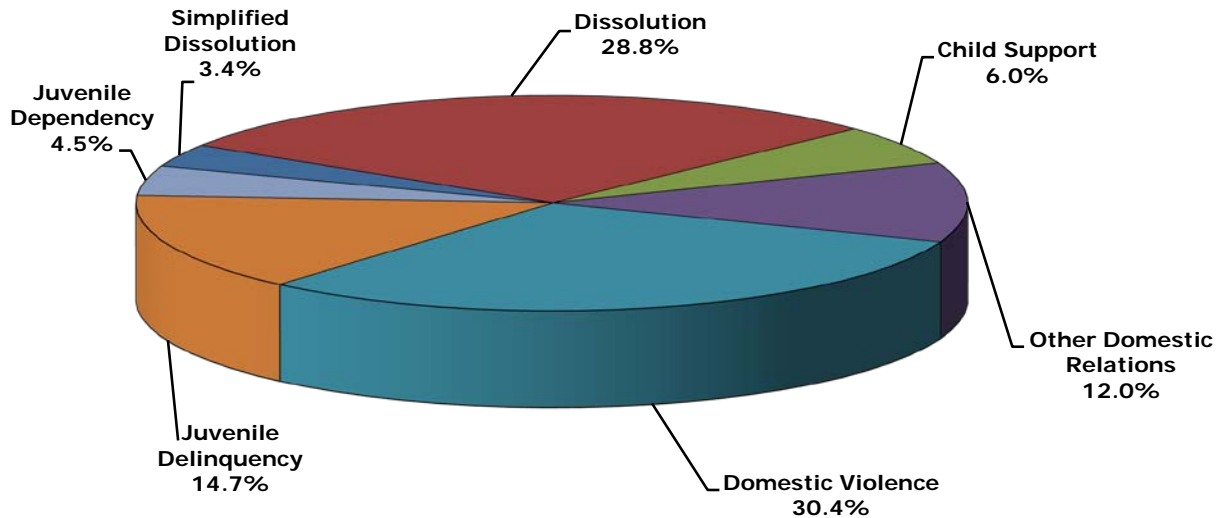
FAMILY COURT DISPOSITIONS Statewide by Category/Case Type and Month FY 2014-15

Category/ Case Type	Jul	Aug	Sep	Oct	Nov	Dec	Jan	Feb	Mar	Apr	May	Jun	Total
E. Domestic Violence	7,391	6,957	7,334	7,541	5,948	6,755	6,608	6,254	7,335	7,488	7,224	7,444	84,279
1. Domestic Violence	4,654	4,305	4,503	4,636	3,632	4,080	4,031	3,875	4,508	4,690	4,332	4,523	51,769
2. Dating Violence	314	266	319	298	252	283	256	302	333	308	325	312	3,568
3. Repeat Violence	1,368	1,391	1,426	1,447	1,158	1,393	1,320	1,211	1,420	1,342	1,389	1,409	16,274
4. Sexual Violence	90	109	84	111	96	97	100	99	99	89	80	66	1,120
5. Stalking Violence	964	885	1,001	1,048	810	901	901	766	974	1,059	1,097	1,133	11,539
6. General Repeat Violence*	1	1	1	1	0	1	0	1	1	0	1	1	9
F. Juvenile Delinquency	3,589	3,580	3,263	3,598	2,994	3,138	3,087	3,368	3,567	3,793	3,345	3,500	40,822
1. Juvenile Delinquency	3,589	3,580	3,263	3,598	2,994	3,138	3,087	3,368	3,567	3,793	3,345	3,500	40,822
G. Juvenile Dependency	1,014	1,113	932	1,060	903	941	845	1,100	1,064	1,077	1,162	1,146	12,357
1. Juvenile Dependency	765	817	687	777	672	731	672	838	800	859	890	888	9,396
2. Termination of Parental Rights**	245	294	243	281	230	210	173	260	262	217	271	258	2,944
3. General Juvenile Dependency*	4	2	2	2	1	0	0	2	2	1	1	0	17
Total	24,709	23,992	23,726	24,900	19,855	22,767	20,832	21,276	23,787	24,240	23,191	24,534	277,809

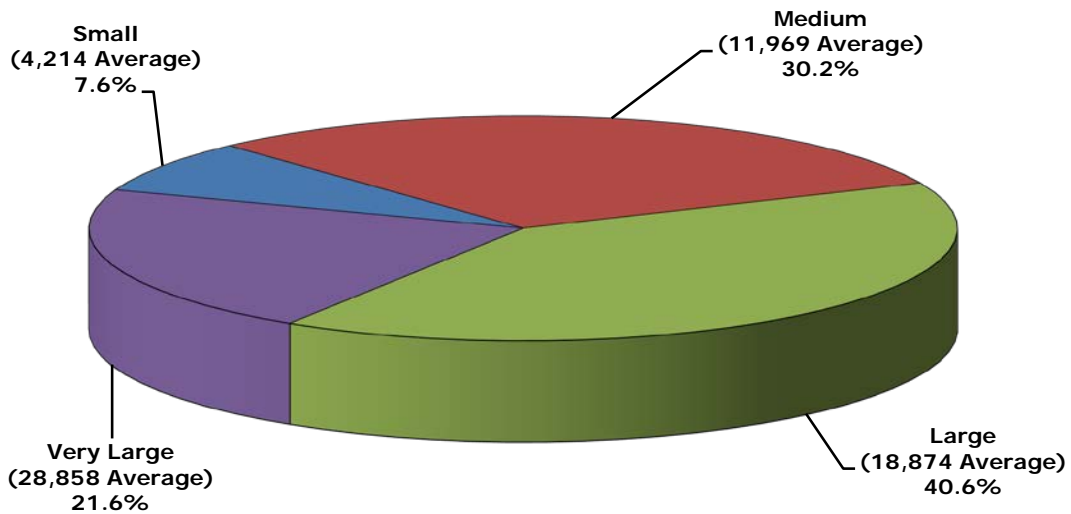
*At the direction of the Supreme Court in In Re: Amendments to the Florida Rules of Civil Procedure – Management of Cases Involving Complex Litigation, 30 So. 3d 477 (Fla. 2009), beginning in January 2010 a change was made to the traditional format of the Summary Reporting System. Expanded case types are now available in the Family Court division to capture information that is more detailed. For example, the child support case type was expanded to include discrete categories for IV-D and non IV-D actions. At this time, each Clerk of Court does not have the capability to report dispositions by the expanded case types. As a result, the above chart includes five “general” categories. For example, “general child support” reflects dispositions the Clerk of Court could not distinguish as IV-D or non IV-D dispositions.

**Termination of parental rights dispositions are included for fiscal year 2014-15. The reporting of these dispositions began in January 2010.

**FAMILY COURT DISPOSITIONS
by Category
FY 2014-15**



**FAMILY COURT DISPOSITIONS
by Circuit Size*
FY 2014-15**



*Small Circuits - 2nd, 3rd, 8th, 14th, 16th;
 Medium Circuits - 1st, 5th, 7th, 10th, 12th, 18th, 19th;
 Large Circuits - 4th, 6th, 9th, 13th, 15th, 20th; and
 Very Large Circuits - 11th, 17th (as defined in the Glossary).

Family Court ♦ Dispositions

**FAMILY COURT DISPOSITIONS
by Circuit and Case Type
FY 2014-15**

Circuit	Simplified Dissolution	Dissolution	Child Support	UIFSA	Other Domestic Relation	Domestic Violence	Repeat Violence	Juvenile Delinquency	Juvenile Dependency	Termination of Parental Rights*	Total
1	574	3,021	694	149	1,307	2,501	1,646	2,020	367	152	12,431
2	269	1,259	312	22	785	1,105	955	992	20	35	5,754
3	79	782	404	59	359	687	462	717	109	20	3,678
4	433	5,164	1,965	172	1,586	3,633	2,249	2,435	451	210	18,298
5	400	3,861	643	70	1,614	2,956	1,579	2,104	466	76	13,769
6	1,055	4,521	990	60	2,125	4,412	2,685	2,676	786	284	19,594
7	314	3,768	743	271	1,676	2,412	1,477	2,200	388	174	13,423
8	248	1,186	173	23	723	893	428	901	129	59	4,763
9	804	6,110	867	78	2,410	3,974	3,923	4,965	531	98	23,760
10	296	2,772	707	226	1,266	3,398	2,299	2,969	302	92	14,327
11	578	14,636	1,492	32	4,697	6,122	3,135	3,007	1,139	654	35,492
12	291	2,480	766	188	1,022	1,709	1,226	1,148	380	90	9,300
13	682	5,274	1,382	142	3,025	3,438	3,118	2,552	968	281	20,862
14	163	1,372	440	118	414	831	422	1,370	189	89	5,408
15	853	5,059	626	83	2,479	1,856	954	1,733	702	143	14,488
16	76	576	49	3	120	217	195	143	73	13	1,465
17	1,198	8,101	657	1	3,221	5,362	1,729	2,943	882	130	24,224
18	370	3,833	452	64	1,486	2,187	1,289	1,794	531	53	12,059
19	284	2,032	545	71	859	1,336	742	2,037	419	150	8,475
20	574	5,168	919	72	1,931	2,740	1,997	2,116	581	141	16,239
Total	9,541	80,975	14,826	1,904	33,105	51,769	32,510	40,822	9,413	2,944	277,809

*Termination of parental rights dispositions are included for fiscal year 2014-15. The reporting of these dispositions began in January 2010.

FAMILY COURT DISPOSITIONS
by Circuit/County and Category
FY 2014-15

Circuit/County	Simplified Dissolution	Dissolution	Child Support	Other Domestic Relations	Domestic Violence	Juvenile Delinquency	Juvenile Dependency*	Total
Circuit 1	574	3,021	843	1,307	4,147	2,020	519	12,431
Escambia	213	1,099	383	655	2,216	871	300	5,737
Okaloosa	210	986	275	383	1,058	661	38	3,611
Santa Rosa	99	700	135	189	584	399	115	2,221
Walton	52	236	50	80	289	89	66	862
Circuit 2	269	1,259	334	785	2,060	992	55	5,754
Franklin	16	52	2	25	125	25	4	249
Gadsden	23	163	29	51	207	137	2	612
Jefferson	12	27	34	13	50	23	3	162
Leon	199	892	219	651	1,475	735	39	4,210
Liberty	11	33	8	5	65	9	1	132
Wakulla	8	92	42	40	138	63	6	389
Circuit 3	79	782	463	359	1,149	717	129	3,678
Columbia	32	319	71	104	399	310	81	1,316
Dixie	3	56	18	36	115	39	9	276
Hamilton	11	51	47	24	100	74	6	313
Lafayette	0	47	25	12	41	8	0	133
Madison	2	55	180	69	92	0	4	402
Suwannee	17	155	105	68	251	232	24	852
Taylor	14	99	17	46	151	54	5	386
Circuit 4	433	5,164	2,137	1,586	5,882	2,435	661	18,298
Clay	87	813	292	239	679	392	116	2,618
Duval	306	4,018	1,806	1,252	4,715	1,928	514	14,539
Nassau	40	333	39	95	488	115	31	1,141

Family Court ♦ Dispositions

**FAMILY COURT DISPOSITIONS
by Circuit/County and Category
FY 2014-15**

Circuit/County	Simplified Dissolution	Dissolution	Child Support	Other Domestic Relations	Domestic Violence	Juvenile Delinquency	Juvenile Dependency*	Total
Circuit 5	400	3,861	713	1,614	4,535	2,104	542	13,769
Citrus	52	426	116	219	672	171	169	1,825
Hernando	39	646	147	231	917	674	78	2,732
Lake	85	1,243	179	511	996	409	133	3,556
Marion	191	1,351	244	580	1,718	780	128	4,992
Sumter	33	195	27	73	232	70	34	664
Circuit 6	1,055	4,521	1,050	2,125	7,097	2,676	1,070	19,594
Pasco	337	1,525	398	904	2,416	840	477	6,897
Pinellas	718	2,996	652	1,221	4,681	1,836	593	12,697
Circuit 7	314	3,768	1,014	1,676	3,889	2,200	562	13,423
Flagler	33	365	115	156	405	229	44	1,347
Putnam	25	342	95	150	454	240	58	1,364
St. Johns	0	968	386	282	506	505	84	2,731
Volusia	256	2,093	418	1,088	2,524	1,226	376	7,981
Circuit 8	248	1,186	196	723	1,321	901	188	4,763
Alachua	163	636	100	424	712	632	147	2,814
Baker	31	98	32	94	27	83	0	365
Bradford	19	125	29	53	101	41	14	382
Gilchrist	16	84	8	33	144	43	0	328
Levy	6	188	26	100	294	65	26	705
Union	13	55	1	19	43	37	1	169
Circuit 9	804	6,110	945	2,410	7,897	4,965	629	23,760
Orange	736	4,640	703	2,004	6,492	3,804	470	18,849
Osceola	68	1,470	242	406	1,405	1,161	159	4,911

FAMILY COURT DISPOSITIONS
by Circuit/County and Category
FY 2014-15

Circuit/County	Simplified Dissolution	Dissolution	Child Support	Other Domestic Relations	Domestic Violence	Juvenile Delinquency	Juvenile Dependency*	Total
Circuit 10	296	2,772	933	1,266	5,697	2,969	394	14,327
Hardee	5	85	46	50	115	93	10	404
Highlands	25	264	78	99	264	371	52	1,153
Polk	266	2,423	809	1,117	5,318	2,505	332	12,770
Circuit 11	578	14,636	1,524	4,697	9,257	3,007	1,793	35,492
Miami-Dade	578	14,636	1,524	4,697	9,257	3,007	1,793	35,492
Circuit 12	291	2,480	954	1,022	2,935	1,148	470	9,300
Desoto	3	120	76	48	162	179	26	614
Manatee	137	1,133	534	583	1,606	504	304	4,801
Sarasota	151	1,227	344	391	1,167	465	140	3,885
Circuit 13	682	5,274	1,524	3,025	6,556	2,552	1,249	20,862
Hillsborough	682	5,274	1,524	3,025	6,556	2,552	1,249	20,862
Circuit 14	163	1,372	558	414	1,253	1,370	278	5,408
Bay	109	877	226	303	644	1,202	166	3,527
Calhoun	3	70	33	20	101	33	0	260
Gulf	6	56	9	6	61	21	3	162
Holmes	14	74	100	31	68	60	0	347
Jackson	15	202	112	43	267	54	109	802
Washington	16	93	78	11	112	0	0	310
Circuit 15	853	5,059	709	2,479	2,810	1,733	845	14,488
Palm Beach	853	5,059	709	2,479	2,810	1,733	845	14,488
Circuit 16	76	576	52	120	412	143	86	1,465
Monroe	76	576	52	120	412	143	86	1,465

Family Court ♦ Dispositions

**FAMILY COURT DISPOSITIONS
by Circuit/County and Category
FY 2014-15**

Circuit/County	Simplified Dissolution	Dissolution	Child Support	Other Domestic Relations	Domestic Violence	Juvenile Delinquency	Juvenile Dependency*	Total
Circuit 17	1,198	8,101	658	3,221	7,091	2,943	1,012	24,224
Broward	1,198	8,101	658	3,221	7,091	2,943	1,012	24,224
Circuit 18	370	3,833	516	1,486	3,476	1,794	584	12,059
Brevard	154	2,326	311	944	1,912	1,086	429	7,162
Seminole	216	1,507	205	542	1,564	708	155	4,897
Circuit 19	284	2,032	616	859	2,078	2,037	569	8,475
Indian River	66	526	65	200	482	407	99	1,845
Martin	72	442	211	176	529	389	165	1,984
Okeechobee	12	163	55	111	142	140	68	691
St. Lucie	134	901	285	372	925	1,101	237	3,955
Circuit 20	574	5,168	991	1,931	4,737	2,116	722	16,239
Charlotte	83	534	278	199	1,206	458	75	2,833
Collier	252	1,076	134	479	764	384	173	3,262
Glades	6	43	2	27	20	5	1	104
Hendry	18	94	23	57	138	156	3	489
Lee	215	3,421	554	1,169	2,609	1,113	470	9,551
Total	9,541	80,975	16,730	33,105	84,279	40,822	12,357	277,809

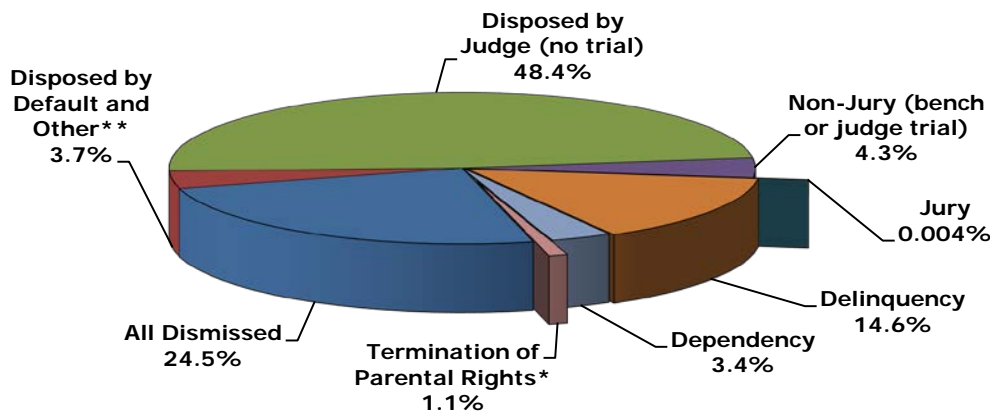
*Termination of parental rights dispositions are included for fiscal year 2014-15. The reporting of these dispositions began in January 2010.

FAMILY COURT DISPOSITIONS
Statewide by Disposition Type and Case Type
FY 2014-15

Disposition Type	Simplified Dissolution	Dissolution	Child Support	UIFSA	Other Domestic Relations	Domestic Violence	Repeat Violence	Juvenile Delinquency	Juvenile Dependency	Termination of Parental Rights*	Total
A. Dismissed Before Hearing	168	4,121	3,795	342	3,314	7,471	8,545	NA	NA	NA	27,756
B. Dismissed After Hearing	200	3,656	1,254	101	3,919	20,964	10,669	NA	NA	NA	40,763
C. Disposed by Default	23	6,285	613	67	573	18	13	NA	NA	NA	7,592
D. Disposed by Judge (no trial)	8,649	60,523	6,556	364	22,783	22,280	12,546	NA	NA	NA	133,701
E. Disposed by Non-Jury	485	5,968	1,689	123	1,990	963	709	NA	NA	NA	11,927
F. Disposed by Jury	0	7	4	0	1	0	0	NA	NA	NA	12
G. Disposed by Other**	16	415	915	907	525	73	28	NA	NA	NA	2,879
Total	9,541	80,975	14,826	1,904	33,105	51,769	32,510	40,822	9,413	2,944	277,809

FAMILY COURT DISPOSITIONS
by Disposition Type

FY 2014-15



NA represents disposition type does not apply.

*Termination of parental rights dispositions are included for fiscal year 2014-15. The reporting of these dispositions began in January 2010.

**The disposition type "Disposed by Other" is used to report cases as disposed when they are: consolidated into a primary case, transferred to another court, or have a change of venue.

Family Court ◆ Other Statistics

The Family Court also includes other statistics such as clearance rates, domestic relations modification/supplemental reopenings, domestic relations civil contempt/enforcement reopenings, domestic relations other reopenings, juvenile delinquency reopenings, juvenile delinquency certifications to criminal division, juvenile delinquency direct files to criminal division, juvenile delinquency detention hearings, juvenile dependency shelter petitions filed and disposed, juvenile dependency adoption petitions arising out of Chapter 39, Florida Statutes filed and disposed, juvenile dependency reopenings, juvenile dependency judicial review hearings, juvenile dependency shelter hearings, and juvenile delinquency complaints filed and disposed. **These data are provided by the 67 clerks of court. However, dispositions and special proceedings data are not audited for accuracy by the OSCA.**

Clearance Rates - The clearance rate is a useful measure of the responsiveness of a court to the demand for services, and is nationally recognized as a measure of court performance. The rate is determined by dividing the total number of cases *disposed* by the total number of cases *filed* during a specific time period. If a court received 1,000 new cases a month and disposed of 900 cases within the same month, the clearance rate for that month would be 90%. A 100% clearance rate means that a court is disposing of at least as many cases as have been filed during the reporting period. Thus, where clearance rates exceed 100%, those circuits are actually disposing of cases more quickly than cases are being filed for the period in question.

Domestic Relations Modification/Supplemental Reopenings - Cases previously reported as disposed that are reactivated or resubmitted to the court for action to modify a previous judgment or decision (i.e., modification/supplemental petitions relating to a change in the amount of child support, a change in residential status of a child, changes in conditions or length of visitation of a non-resident parent, etc.).

Domestic Relations Motions for Civil Contempt/Enforcement Reopenings - Cases previously reported as disposed that are reactivated or resubmitted to the court for action on a motion for civil contempt or a motion for enforcement of previous judgments or decisions (i.e., motion to enforce judgment, motion and order to show cause, motion to enforce visitation, motion for contempt, etc.).

Domestic Relations Other Reopenings - A reopening occurs when a case that has previously been reported as disposed is reactivated or resubmitted to the court for action other than modification/supplemental petitions or motion for civil contempt/enforcement.

Juvenile Delinquency Reopenings - A reopening occurs when a case that has previously been reported as disposed is reactivated or resubmitted to the court for action other than modification requests.

Juvenile Delinquency Certifications to Circuit Criminal Division - A certification to the circuit criminal division occurs when a juvenile is transferred to circuit court for prosecution as an adult following a waiver hearing pursuant to section 985.226, Florida Statutes.

Juvenile Delinquency Direct Files to Criminal Division - A direct file to the criminal division refers to a juvenile who has been transferred to criminal court for prosecution as an adult following the filing of an information by the state attorney pursuant to section 985.227, Florida Statutes.

Juvenile Delinquency Detention Hearings - A detention hearing is a hearing held to determine whether a juvenile is to be detained, is to remain in detention, or is to be released while proceedings are pending.

Juvenile Dependency Shelter Petitions Filed and Disposed - All matters relating to shelter petitions pursuant to Chapter 39, Florida Statutes.

Juvenile Dependency Adoption Petitions Arising out of Chapter 39 Filed and Disposed - All matters relating to adoption pursuant to Chapter 39, Florida Statutes.

Juvenile Dependency Reopenings - A reopening occurs when a case that has previously been reported as disposed is reactivated or resubmitted to the court for action other than modification requests.

Juvenile Dependency Judicial Review Hearings - A foster care judicial review hearing is a hearing held periodically before a judge, general master, or citizen review panel to determine the status of a child until the child reaches permanency pursuant to section 39.701, Florida Statutes.

Juvenile Dependency Shelter Hearings - A shelter hearing is a hearing held to determine whether a child is to be sheltered, is to remain in shelter, or is to be released while proceedings are pending pursuant to section 39.402, Florida Statutes.

Juvenile Delinquency Complaints - A complaint is a formal written document submitted to the court by a law enforcement officer, prosecutor or other person, alleging that a specified juvenile has committed a specific delinquent act and requests prosecution of said juvenile. A complaint may be disposed before a petition is ever filed. For example, the court may dispose of a complaint through termination of the charges, direct filing or transfer to criminal court, diversion or alternative sanctions, or arbitration/mediation.

Family Court ◆ Other Statistics

**FAMILY COURT CLEARANCE RATES
by Circuit
FY 2014-15**

Circuit	Filings	Dispositions	Clearance Rates
1	12,523	12,431	99.3%
2	5,960	5,754	96.5%
3	3,881	3,678	94.8%
4	18,493	18,298	98.9%
5	14,253	13,769	96.6%
6	19,991	19,594	98.0%
7	13,177	13,423	101.9%
8	5,345	4,763	89.1%
9	25,596	23,760	92.8%
10	15,173	14,327	94.4%
11	35,473	35,492	100.1%
12	9,632	9,300	96.6%
13	21,459	20,862	97.2%
14	5,432	5,408	99.6%
15	14,302	14,488	101.3%
16	1,614	1,465	90.8%
17	25,748	24,224	94.1%
18	13,133	12,059	91.8%
19	8,170	8,475	103.7%
20	15,274	16,239	106.3%
Total	284,629	277,809	97.6%

**FAMILY COURT SPECIAL PROCEEDINGS,
DOMESTIC RELATIONS
by Circuit
FY 2014-15**

Circuit	Domestic Relations			Total
	Modification/Supplemental Reopenings	Motions for Civil Contempt/Enforcement Reopenings	Other Reopenings	
1	1,770	3,857	5,454	11,081
2	790	952	3,252	4,994
3	538	137	1,004	1,679
4	1,276	1,412	5,721	8,409
5	2,319	4,181	7,049	13,549
6	1,445	2,666	3,880	7,991
7	1,910	1,891	7,791	11,592
8	1,001	2,103	3,261	6,365
9	2,733	6,976	8,478	18,187
10	1,945	3,227	5,878	11,050
11	147	2,133	24,239	26,519
12	929	3,405	5,003	9,337
13	3,503	2,980	9,096	15,579
14	537	1,298	1,948	3,783
15	2,225	7,249	13,897	23,371
16	106	97	89	292
17	2,636	5,597	14,116	22,349
18	2,810	5,763	7,312	15,885
19	2,598	2,967	3,663	9,228
20	1,979	4,101	5,312	11,392
Total	33,197	62,992	136,443	232,632

Family Court ♦ Other Statistics

**FAMILY COURT SPECIAL PROCEEDINGS,
JUVENILE DELINQUENCY
by Circuit
FY 2014-15**

Circuit	Juvenile Delinquency				Total
	Reopenings	Certifications to Circuit Criminal Division	Direct Files to Criminal Division	Detention Hearings	
1	4,126	4	109	1,584	5,823
2	4,116	0	68	838	5,022
3	296	6	30	137	469
4	1,794	0	103	3,514	5,411
5	1,881	0	35	1,342	3,258
6	2,265	12	115	5,720	8,112
7	3,774	1	77	1,478	5,330
8	1,338	1	35	877	2,251
9	8,749	0	151	5,328	14,228
10	3,896	0	120	2,729	6,745
11	5,124	0	157	3,683	8,964
12	1,723	0	85	957	2,765
13	2,063	16	46	5,127	7,252
14	1,008	25	8	623	1,664
15	8,943	9	108	2,219	11,279
16	183	0	1	149	333
17	1,898	6	74	5,682	7,660
18	5,570	6	50	3,762	9,388
19	3,358	2	50	2,108	5,518
20	825	14	24	3,526	4,389
Total	62,930	102	1,446	51,383	115,861

**FAMILY COURT SPECIAL PROCEEDINGS,
JUVENILE DEPENDENCY
by Circuit
FY 2014-15**

Circuit	Juvenile Dependency							Total
	Shelter Petitions Filed	Shelter Petitions Disposed	Adoption Petitions Arising out of Chapter 39 Filed	Adoption Petitions Arising out of Chapter 39 Disposed	Reopenings	Judicial Review Hearings	Shelter Hearings	
1	703	625	66	63	5,931	2,249	689	10,326
2	107	98	1	0	1,976	454	123	2,759
3	126	86	19	14	36	477	92	850
4	804	783	219	209	1,150	1,972	587	5,724
5	728	687	103	84	2,364	2,975	689	7,630
6	899	897	138	147	666	2,377	1,143	6,267
7	609	639	98	93	1,509	1,868	531	5,347
8	201	187	3	2	413	661	186	1,653
9	707	660	110	104	3,105	2,528	844	8,058
10	415	396	102	96	2,055	2,843	438	6,345
11	1,594	380	172	175	5,013	4,120	2,243	13,697
12	304	19	110	100	1,609	1,429	372	3,943
13	854	1,042	208	214	1,037	3,785	1,327	8,467
14	170	151	62	65	2,331	924	181	3,884
15	717	721	142	123	7,436	2,447	839	12,425
16	46	44	6	5	31	307	46	485
17	997	883	185	154	3,967	5,956	1,390	13,532
18	676	674	27	29	3,585	2,668	1,009	8,668
19	392	358	80	84	2,136	1,840	591	5,481
20	575	471	83	72	2,907	2,880	720	7,708
Total	11,624	9,801	1,934	1,833	49,257	44,760	14,040	133,249

Family Court ◆ Other Statistics

JUVENILE DELINQUENCY COMPLAINTS
by Circuit/County
FY 2014-15

Circuit/County	Juvenile Delinquency		
	Complaints Filed	Complaints Disposed Prior to Petition	% Complaints Disposed Prior to Petition
Circuit 1	2,890	1,278	44.2%
Escambia	1,414	422	29.8%
Okaloosa	779	441	56.6%
Santa Rosa	382	112	29.3%
Walton	315	303	96.2%
Circuit 2	1,188	378	31.8%
Franklin	26	6	23.1%
Gadsden	119	0	0.0%
Jefferson	29	8	27.6%
Leon	868	348	40.1%
Liberty	34	7	20.6%
Wakulla	112	9	8.0%
Circuit 3	790	112	14.2%
Columbia	308	64	20.8%
Dixie	46	16	34.8%
Hamilton	95	23	24.2%
Lafayette	0	0	0.0%
Madison	76	8	10.5%
Suwannee	182	0	0.0%
Taylor	83	1	1.2%
Circuit 4	4,037	1,027	25.4%
Clay	679	33	4.9%
Duval	3,187	933	29.3%
Nassau	171	61	35.7%

JUVENILE DELINQUENCY COMPLAINTS
by Circuit/County
FY 2014-15

Circuit/County	Juvenile Delinquency		
	Complaints Filed	Complaints Disposed Prior to Petition	% Complaints Disposed Prior to Petition
Circuit 5	3,109	1,327	42.7%
Citrus	269	117	43.5%
Hernando	660	256	38.8%
Lake	942	465	49.4%
Marion	1,085	351	32.4%
Sumter	153	138	90.2%
Circuit 6	5,979	2,610	43.7%
Pasco	1,275	404	31.7%
Pinellas	4,704	2,206	46.9%
Circuit 7	2,970	1,227	41.3%
Flagler	293	125	42.7%
Putnam	347	265	76.4%
St. Johns	498	119	23.9%
Volusia	1,832	718	39.2%
Circuit 8	1,507	729	48.4%
Alachua	1,027	505	49.2%
Baker	105	20	19.0%
Bradford	145	52	35.9%
Gilchrist	40	14	35.0%
Levy	146	114	78.1%
Union	44	24	54.5%
Circuit 9	7,518	2,442	32.5%
Orange	5,955	1,959	32.9%
Osceola	1,563	483	30.9%

Family Court ♦ Other Statistics

**JUVENILE DELINQUENCY COMPLAINTS
by Circuit/County
FY 2014-15**

Circuit/County	Juvenile Delinquency		
	Complaints Filed	Complaints Disposed Prior to Petition	% Complaints Disposed Prior to Petition
Circuit 10	3,859	974	25.2%
Hardee	128	65	50.8%
Highlands	397	154	38.8%
Polk	3,334	755	22.6%
Circuit 11	4,521	1,264	28.0%
Miami-Dade	4,521	1,264	28.0%
Circuit 12	1,865	721	38.7%
Desoto	258	111	43.0%
Manatee	1,073	482	44.9%
Sarasota	534	128	24.0%
Circuit 13	5,393	2,124	39.4%
Hillsborough	5,393	2,124	39.4%
Circuit 14	1,326	542	40.9%
Bay	1,056	378	35.8%
Calhoun	47	25	53.2%
Gulf	34	12	35.3%
Holmes	72	63	87.5%
Jackson	117	64	54.7%
Washington	0	0	0.0%
Circuit 15	3,080	1,906	61.9%
Palm Beach	3,080	1,906	61.9%
Circuit 16	165	18	10.9%
Monroe	165	18	10.9%

**JUVENILE DELINQUENCY COMPLAINTS
by Circuit/County
FY 2014-15**

Circuit/County	Juvenile Delinquency		
	Complaints Filed	Complaints Disposed Prior to Petition	% Complaints Disposed Prior to Petition
Circuit 17	4,274	1,332	31.2%
Broward	4,274	1,332	31.2%
Circuit 18	3,251	1,371	42.2%
Brevard	1,835	664	36.2%
Seminole	1,416	707	49.9%
Circuit 19	1,876	524	27.9%
Indian River	350	86	24.6%
Martin	391	144	36.8%
Okeechobee	131	24	18.3%
St. Lucie	1,004	270	26.9%
Circuit 20	2,919	1,781	61.0%
Charlotte	670	567	84.6%
Collier	759	393	51.8%
Glades	24	13	54.2%
Hendry	247	98	39.7%
Lee	1,219	710	58.2%
Total	62,517	23,687	37.9%