

County Criminal Overview

The County Criminal division includes the following three categories of criminal offenses: misdemeanors and criminal traffic, county and municipal ordinances, and driving under the influence. Within these categories are the following case types:

Misdemeanor and Criminal Traffic - misdemeanors, worthless checks, and criminal traffic offenses

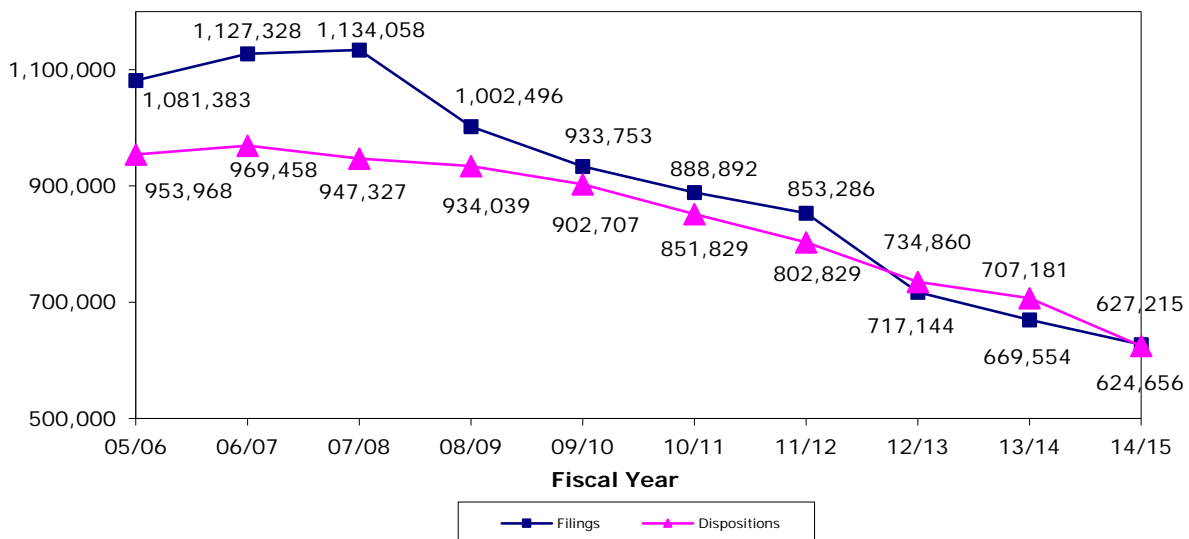
County and Municipal Ordinances - county ordinance and municipal ordinance offenses

Driving Under the Influence - driving under the influence (DUI) offenses

The Summary Reporting System does not directly capture criminal traffic and DUI cases. These data are reported independently by clerks of court to the Florida Court Clerks and Comptrollers (FCCC). The FCCC then provides these data to the Office of the State Courts Administrator.

In the County Criminal division, *filings* correspond to each defendant against whom a sworn complaint, notice to appear, information, or indictment is filed. *Citations* correspond to each official summons to appear in court. *Dispositions* correspond to each defendant for whom a final judicial decision is rendered terminating a criminal proceeding by an acquittal, a dismissal, or a judgment stating the specific sentence (in the case of a conviction). *Jury trials* are defined as trials in which a group of citizens is impaneled, selected, and sworn to determine the issues of fact in a case.

COUNTY CRIMINAL FILINGS AND DISPOSITIONS* FY 2005-06 to FY 2014-15

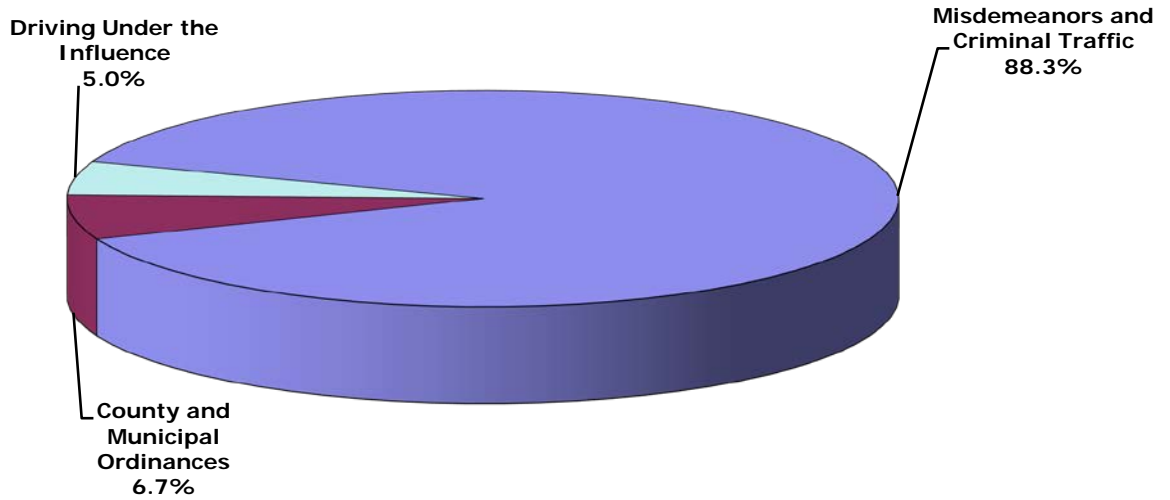


COUNTY CRIMINAL FILINGS
Statewide by Category/Case Type and Month
FY 2014-15

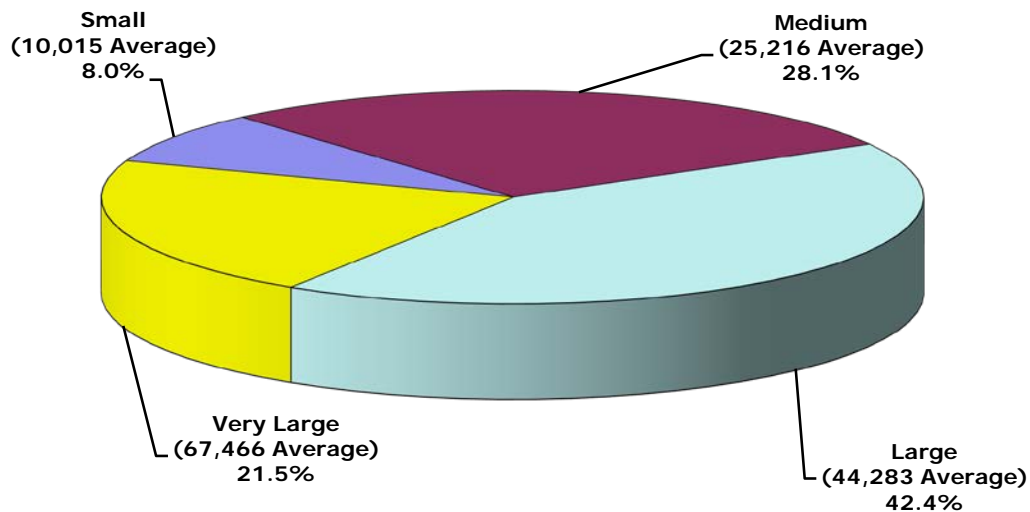
Category/ Case Type	Jul	Aug	Sep	Oct	Nov	Dec	Jan	Feb	Mar	Apr	May	Jun	Total
A. Misdemeanors and Criminal Traffic	51,353	50,357	47,526	48,317	43,253	43,024	46,248	42,292	49,721	44,173	44,298	43,423	553,985
1. Misdemeanors	26,714	25,487	24,729	24,934	21,663	23,011	23,930	22,231	27,660	24,864	25,362	25,110	295,695
2. Worthless Checks	411	389	450	439	293	343	366	304	277	251	271	225	4,019
3. Criminal Traffic	24,228	24,481	22,347	22,944	21,297	19,670	21,952	19,757	21,784	19,058	18,665	18,088	254,271
B. County and Municipal Ordinances	4,509	4,114	3,810	4,060	2,671	2,900	3,114	3,030	3,959	3,464	3,169	2,985	41,785
1. County Ordinances	1,299	1,201	1,100	1,134	935	1,040	1,044	1,140	1,583	1,334	1,221	1,128	14,159
2. Municipal Ordinances	3,210	2,913	2,710	2,926	1,736	1,860	2,070	1,890	2,376	2,130	1,948	1,857	27,626
C. Driving Under the Influence	3,080	3,483	3,004	2,971	2,887	2,632	2,743	2,535	2,513	2,050	2,006	1,541	31,445
1. Driving Under the Influence	3,080	3,483	3,004	2,971	2,887	2,632	2,743	2,535	2,513	2,050	2,006	1,541	31,445
Total	58,942	57,954	54,340	55,348	48,811	48,556	52,105	47,857	56,193	49,687	49,473	47,949	627,215

County Criminal ♦ Filings

**COUNTY CRIMINAL FILINGS
by Category
FY 2014-15**



**COUNTY CRIMINAL FILINGS
by Circuit Size*
FY 2014-15**



*Small Circuits - 2nd, 3rd, 8th, 14th, 16th;
 Medium Circuits - 1st, 5th, 7th, 10th, 12th, 18th, 19th;
 Large Circuits - 4th, 6th, 9th, 13th, 15th, 20th; and
 Very Large Circuits - 11th, 17th (as defined in the Glossary).

COUNTY CRIMINAL FILINGS
by Circuit and Case Type
FY 2014-15

Circuit	Misdemeanors	Worthless Checks	Criminal Traffic	County Ordinances	Municipal Ordinances	Driving Under the Influence	Total
1	11,703	854	8,138	822	179	1,696	23,392
2	5,592	1,048	3,959	45	29	631	11,304
3	3,221	40	2,320	69	6	267	5,923
4	20,038	26	16,716	247	4,054	3,015	44,096
5	10,883	91	8,585	8	294	1,385	21,246
6	22,167	667	14,816	2,296	4,216	2,845	47,007
7	21,314	386	12,667	597	1,737	1,334	38,035
8	8,448	47	4,856	25	255	999	14,630
9	23,903	2	17,276	2,126	2,677	2,807	48,791
10	12,763	87	7,765	537	214	571	21,937
11	29,752	27	58,574	421	298	1,864	90,936
12	10,139	3	8,991	42	1,263	1,443	21,881
13	21,094	279	23,733	1,476	1,550	2,643	50,775
14	8,184	292	4,621	407	333	848	14,685
15	19,295	25	14,704	848	1,873	995	37,740
16	2,485	4	544	43	340	118	3,534
17	19,404	26	17,526	109	5,391	1,539	43,995
18	19,843	19	8,625	197	295	1,469	30,448
19	9,760	44	6,475	460	1,079	1,756	19,574
20	15,707	52	13,380	3,384	1,543	3,220	37,286
Total	295,695	4,019	254,271	14,159	27,626	31,445	627,215

County Criminal ◆ Filings

**COUNTY CRIMINAL FILINGS
by Circuit/County and Category
FY 2014-15**

Circuit/County	Misdemeanors and Criminal Traffic	County and Municipal Ordinances	Driving Under the Influence	Total
Circuit 1	20,695	1,001	1,696	23,392
Escambia	9,040	87	435	9,562
Okaloosa	6,027	140	635	6,802
Santa Rosa	3,552	317	443	4,312
Walton	2,076	457	183	2,716
Circuit 2	10,599	74	631	11,304
Franklin	682	38	38	758
Gadsden	1,109	4	50	1,163
Jefferson	442	0	47	489
Leon	7,520	18	410	7,948
Liberty	220	0	13	233
Wakulla	626	14	73	713
Circuit 3	5,581	75	267	5,923
Columbia	2,186	25	107	2,318
Dixie	364	0	20	384
Hamilton	510	0	22	532
Lafayette	129	0	4	133
Madison	610	0	28	638
Suwannee	995	10	56	1,061
Taylor	787	40	30	857
Circuit 4	36,780	4,301	3,015	44,096
Clay	3,695	20	222	3,937
Duval	30,851	4,040	2,532	37,423
Nassau	2,234	241	261	2,736

COUNTY CRIMINAL FILINGS
by Circuit/County and Category
 FY 2014-15

Circuit/County	Misdemeanors and Criminal Traffic	County and Municipal Ordinances	Driving Under the Influence	Total
Circuit 5	19,559	302	1,385	21,246
Citrus	1,849	0	116	1,965
Hernando	3,375	0	199	3,574
Lake	5,734	69	322	6,125
Marion	7,036	233	620	7,889
Sumter	1,565	0	128	1,693
Circuit 6	37,650	6,512	2,845	47,007
Pasco	9,004	806	708	10,518
Pinellas	28,646	5,706	2,137	36,489
Circuit 7	34,367	2,334	1,334	38,035
Flagler	3,534	0	120	3,654
Putnam	2,859	0	71	2,930
St. Johns	4,564	361	266	5,191
Volusia	23,410	1,973	877	26,260
Circuit 8	13,351	280	999	14,630
Alachua	9,113	271	767	10,151
Baker	1,110	0	54	1,164
Bradford	1,309	0	54	1,363
Gilchrist	417	6	24	447
Levy	1,171	3	78	1,252
Union	231	0	22	253
Circuit 9	41,181	4,803	2,807	48,791
Orange	32,764	4,711	2,393	39,868
Osceola	8,417	92	414	8,923

County Criminal ◆ Filings

COUNTY CRIMINAL FILINGS
by Circuit/County and Category
FY 2014-15

Circuit/County	Misdemeanors and Criminal Traffic	County and Municipal Ordinances	Driving Under the Influence	Total
Circuit 10	20,615	751	571	21,937
Hardee	1,079	156	37	1,272
Highlands	1,906	0	111	2,017
Polk	17,630	595	423	18,648
Circuit 11	88,353	719	1,864	90,936
Miami-Dade	88,353	719	1,864	90,936
Circuit 12	19,133	1,305	1,443	21,881
Desoto	998	0	48	1,046
Manatee	8,862	147	658	9,667
Sarasota	9,273	1,158	737	11,168
Circuit 13	45,106	3,026	2,643	50,775
Hillsborough	45,106	3,026	2,643	50,775
Circuit 14	13,097	740	848	14,685
Bay	10,604	715	690	12,009
Calhoun	223	0	19	242
Gulf	362	25	27	414
Holmes	522	0	29	551
Jackson	1,002	0	69	1,071
Washington	384	0	14	398
Circuit 15	34,024	2,721	995	37,740
Palm Beach	34,024	2,721	995	37,740
Circuit 16	3,033	383	118	3,534
Monroe	3,033	383	118	3,534

COUNTY CRIMINAL FILINGS
by Circuit/County and Category
 FY 2014-15

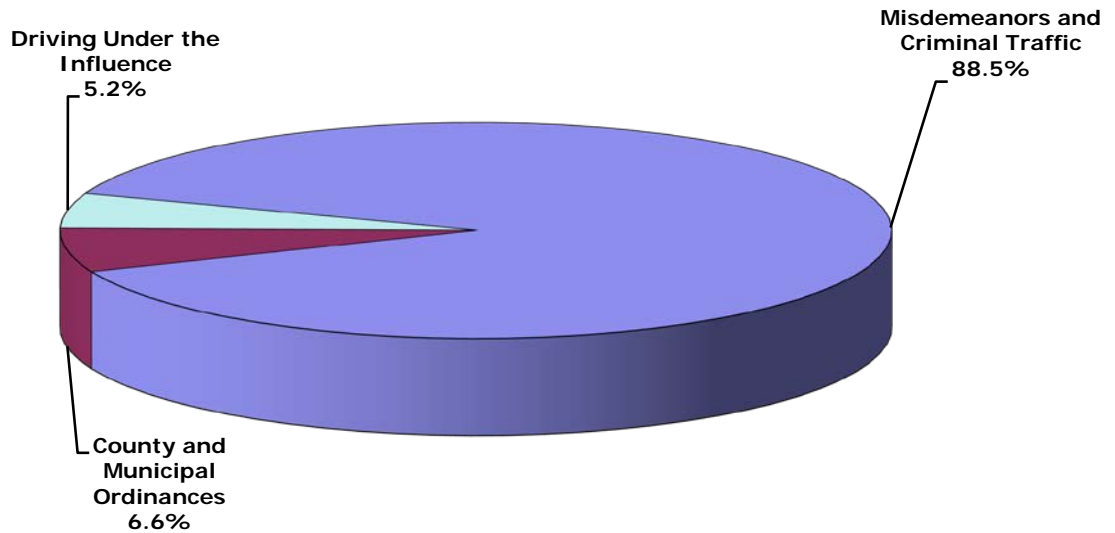
Circuit/County	Misdemeanors and Criminal Traffic	County and Municipal Ordinances	Driving Under the Influence	Total
Circuit 17	36,956	5,500	1,539	43,995
Broward	36,956	5,500	1,539	43,995
Circuit 18	28,487	492	1,469	30,448
Brevard	15,863	360	951	17,174
Seminole	12,624	132	518	13,274
Circuit 19	16,279	1,539	1,756	19,574
Indian River	3,164	25	285	3,474
Martin	4,715	156	779	5,650
Okeechobee	1,334	0	91	1,425
St. Lucie	7,066	1,358	601	9,025
Circuit 20	29,139	4,927	3,220	37,286
Charlotte	4,688	4	383	5,075
Collier	7,195	232	964	8,391
Glades	426	0	12	438
Hendry	2,296	0	152	2,448
Lee	14,534	4,691	1,709	20,934
Total	553,985	41,785	31,445	627,215

County Criminal ♦ Dispositions

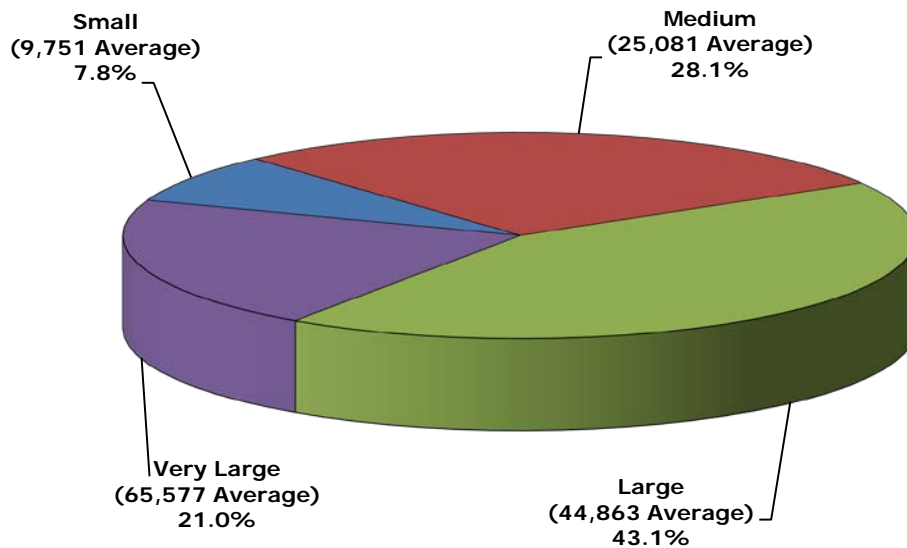
COUNTY CRIMINAL DISPOSITIONS
Statewide by Category/Case Type and Month
FY 2014-15

Category/ Case Type	Jul	Aug	Sep	Oct	Nov	Dec	Jan	Feb	Mar	Apr	May	Jun	Total
A. Misdemeanors and Criminal Traffic	47,188	45,217	50,714	48,296	39,574	43,372	47,077	44,769	48,679	47,076	43,125	45,683	550,770
1. Misdemeanors	24,673	23,386	27,579	25,545	20,181	22,401	23,908	23,184	25,150	24,972	22,700	24,341	288,020
2. Worthless Checks	568	471	526	521	667	1,039	962	504	441	398	513	371	6,981
3. Criminal Traffic	21,947	21,360	22,609	22,230	18,726	19,932	22,207	21,081	23,088	21,706	19,912	20,971	255,769
B. County and Municipal Ordinances	3,731	3,568	3,593	3,698	2,443	2,875	3,036	3,207	3,730	3,326	3,952	4,039	41,198
1. County Ordinances	1,168	1,026	1,115	1,090	856	972	1,063	1,009	1,396	1,275	1,680	1,301	13,951
2. Municipal Ordinances	2,563	2,542	2,478	2,608	1,587	1,903	1,973	2,198	2,334	2,051	2,272	2,738	27,247
C. Driving Under the Influence	2,679	2,800	2,905	3,127	2,392	2,399	2,778	2,791	2,829	2,655	2,659	2,674	32,688
1. Driving Under the Influence	2,679	2,800	2,905	3,127	2,392	2,399	2,778	2,791	2,829	2,655	2,659	2,674	32,688
Total	53,598	51,585	57,212	55,121	44,409	48,646	52,891	50,767	55,238	53,057	49,736	52,396	624,656

COUNTY CRIMINAL DISPOSITIONS
by Category
FY 2014-15



COUNTY CRIMINAL DISPOSITIONS
by Circuit Size*
FY 2014-15



*Small Circuits - 2nd, 3rd, 8th, 14th, 16th;
Medium Circuits - 1st, 5th, 7th, 10th, 12th, 18th, 19th;
Large Circuits - 4th, 6th, 9th, 13th, 15th, 20th; and
Very Large Circuits - 11th, 17th (as defined in the Glossary).

County Criminal ♦ Dispositions

COUNTY CRIMINAL DISPOSITIONS
by Circuit and Case Type
FY 2014-15

Circuit	Misdemeanors	Worthless Checks	Criminal Traffic	County Ordinances	Municipal Ordinances	Driving Under the Influence	Total
1	11,723	1,012	8,253	798	64	1,575	23,425
2	5,548	1,119	4,044	22	29	569	11,331
3	2,913	48	2,409	75	0	264	5,709
4	18,767	1,337	16,940	272	3,230	3,008	43,554
5	10,790	173	8,419	8	303	1,468	21,161
6	21,072	872	14,749	2,437	4,669	2,727	46,526
7	20,590	651	12,757	608	1,749	1,319	37,674
8	8,367	114	4,816	18	254	1,031	14,600
9	23,939	6	16,346	2,006	2,607	3,235	48,139
10	12,483	299	7,433	485	219	769	21,688
11	23,980	18	62,114	421	327	2,421	89,281
12	10,357	106	8,923	43	1,300	1,215	21,944
13	21,087	348	23,339	1,463	1,629	2,483	50,349
14	7,563	404	5,059	369	349	811	14,555
15	25,903	65	11,633	1,574	2,895	975	43,045
16	1,400	3	745	22	263	127	2,560
17	16,261	26	18,473	108	5,153	1,851	41,872
18	19,776	59	8,295	142	320	1,797	30,389
19	9,881	138	6,700	170	475	1,924	19,288
20	15,620	183	14,322	2,910	1,412	3,119	37,566
Total	288,020	6,981	255,769	13,951	27,247	32,688	624,656

COUNTY CRIMINAL DISPOSITIONS
by Circuit/County and Category
FY 2014-15

Circuit/County	Misdemeanors and Criminal Traffic	County and Municipal Ordinances	Driving Under the Influence	Total
Circuit 1	20,988	862	1,575	23,425
Escambia	9,225	93	412	9,730
Okaloosa	6,011	28	553	6,592
Santa Rosa	3,591	329	445	4,365
Walton	2,161	412	165	2,738
Circuit 2	10,711	51	569	11,331
Franklin	739	21	19	779
Gadsden	1,183	4	63	1,250
Jefferson	389	0	35	424
Leon	7,557	25	366	7,948
Liberty	226	0	14	240
Wakulla	617	1	72	690
Circuit 3	5,370	75	264	5,709
Columbia	2,134	24	92	2,250
Dixie	345	1	19	365
Hamilton	444	0	25	469
Lafayette	136	0	2	138
Madison	559	0	34	593
Suwannee	897	0	45	942
Taylor	855	50	47	952
Circuit 4	37,044	3,502	3,008	43,554
Clay	3,717	20	263	4,000
Duval	30,944	3,221	2,522	36,687
Nassau	2,383	261	223	2,867

County Criminal ♦ Dispositions

COUNTY CRIMINAL DISPOSITIONS
by Circuit/County and Category
FY 2014-15

Circuit/County	Misdemeanors and Criminal Traffic	County and Municipal Ordinances	Driving Under the Influence	Total
Circuit 5	19,382	311	1,468	21,161
Citrus	2,091	0	134	2,225
Hernando	3,435	0	238	3,673
Lake	5,715	81	388	6,184
Marion	6,732	230	583	7,545
Sumter	1,409	0	125	1,534
Circuit 6	36,693	7,106	2,727	46,526
Pasco	11,457	950	823	13,230
Pinellas	25,236	6,156	1,904	33,296
Circuit 7	33,998	2,357	1,319	37,674
Flagler	3,653	1	131	3,785
Putnam	2,743	0	63	2,806
St. Johns	5,003	457	209	5,669
Volusia	22,599	1,899	916	25,414
Circuit 8	13,297	272	1,031	14,600
Alachua	9,111	269	796	10,176
Baker	1,074	0	51	1,125
Bradford	1,260	0	53	1,313
Gilchrist	416	0	24	440
Levy	1,191	3	88	1,282
Union	245	0	19	264
Circuit 9	40,291	4,613	3,235	48,139
Orange	31,445	4,522	2,702	38,669
Osceola	8,846	91	533	9,470

COUNTY CRIMINAL DISPOSITIONS
by Circuit/County and Category
FY 2014-15

Circuit/County	Misdemeanors and Criminal Traffic	County and Municipal Ordinances	Driving Under the Influence	Total
Circuit 10	20,215	704	769	21,688
Hardee	1,180	162	49	1,391
Highlands	1,844	0	124	1,968
Polk	17,191	542	596	18,329
Circuit 11	86,112	748	2,421	89,281
Miami-Dade	86,112	748	2,421	89,281
Circuit 12	19,386	1,343	1,215	21,944
Desoto	1,015	0	51	1,066
Manatee	8,988	128	608	9,724
Sarasota	9,383	1,215	556	11,154
Circuit 13	44,774	3,092	2,483	50,349
Hillsborough	44,774	3,092	2,483	50,349
Circuit 14	13,026	718	811	14,555
Bay	9,996	709	678	11,383
Calhoun	214	0	10	224
Gulf	348	9	24	381
Holmes	618	0	28	646
Jackson	1,034	0	57	1,091
Washington	816	0	14	830
Circuit 15	37,601	4,469	975	43,045
Palm Beach	37,601	4,469	975	43,045
Circuit 16	2,148	285	127	2,560
Monroe	2,148	285	127	2,560

County Criminal ♦ Dispositions

**COUNTY CRIMINAL DISPOSITIONS
by Circuit/County and Category
FY 2014-15**

Circuit/County	Misdemeanors and Criminal Traffic	County and Municipal Ordinances	Driving Under the Influence	Total
Circuit 17	34,760	5,261	1,851	41,872
Broward	34,760	5,261	1,851	41,872
Circuit 18	28,130	462	1,797	30,389
Brevard	15,517	411	1,307	17,235
Seminole	12,613	51	490	13,154
Circuit 19	16,719	645	1,924	19,288
Indian River	3,053	24	283	3,360
Martin	5,093	139	759	5,991
Okeechobee	1,459	0	106	1,565
St. Lucie	7,114	482	776	8,372
Circuit 20	30,125	4,322	3,119	37,566
Charlotte	5,154	1	361	5,516
Collier	7,370	242	1,020	8,632
Glades	447	0	13	460
Hendry	1,993	0	148	2,141
Lee	15,161	4,079	1,577	20,817
Total	550,770	41,198	32,688	624,656

COUNTY CRIMINAL DISPOSITIONS
Statewide by Disposition Type and Case Type
FY 2014-15

Disposition Type	Misdemeanors	Worthless Checks	County Ordinances	Municipal Ordinances	Total
A. Before Trial	285,344	6,975	13,510	26,865	332,694
1. No File	42,378	1,225	250	962	44,815
2. Speedy Trial	7	0	0	0	7
3. Dismissed	39,789	1,706	3,055	2,616	47,166
4. Transferred	1,025	1	0	7	1,033
5. Plea	163,655	2,130	8,781	20,354	194,920
6. Other*	38,490	1,913	1,424	2,926	44,753
B. After Trial Non-Jury	1,219	4	430	366	2,019
1. Acquittal/Dismissal	249	1	63	51	364
2. Plea	448	2	18	159	627
3. Conviction	522	1	349	156	1,028
C. After Trial Jury	1,457	2	11	16	1,486
1. Acquittal/Dismissal	709	0	3	2	714
2. Plea	106	1	0	7	114
3. Conviction	642	1	8	7	658
Total	288,020	6,981	13,951	27,247	336,199

COUNTY CRIMINAL TRAFFIC DISPOSITIONS
Statewide by Disposition Type and Case Type
FY 2014-15

Disposition Type	Criminal Traffic	Driving Under the Influence	Total
A. Disposed by Judge (no trial)	172,246	24,736	196,982
B. Disposed by Jury	588	920	1,508
C. Disposed by Non-Jury	10,980	1,052	12,032
D. Disposed by Other	71,955	5,980	77,935
Total	255,769	32,688	288,457

*The disposition type "Other" is used to report cases as disposed for: defendants placed on deferred prosecution or other pretrial diversion or probation programs approved after an information or an indictment is filed, defendants declared mentally or physically unable to stand trial, cases disposed upon estreatment of a bond, cases that are nolle prosequi (no further prosecution) for administrative reasons, or similar matters.

County Criminal ♦ Dispositions

COUNTY CRIMINAL JURY TRIAL DISPOSITIONS*
by Circuit/County and Category
FY 2014-15

Circuit (Circuit Seat)	Acquittals/Dismissals	Pleas	Convictions	Total
First (Pensacola)	35	1	25	61
Second (Tallahassee)	14	0	10	24
Third (Lake City)	3	0	9	12
Fourth (Jacksonville)	13	7	18	38
Fifth (Tavares)	16	3	6	25
Sixth (Clearwater)	58	2	38	98
Seventh (Daytona Beach)	25	6	18	49
Eighth (Gainesville)	20	6	19	45
Ninth (Orlando)	101	2	70	173
Tenth (Bartow)	73	10	51	134
Eleventh (Miami-Dade)	83	9	212	304
Twelfth (Sarasota)	16	0	15	31
Thirteenth (Tampa)	23	2	9	34
Fourteenth (Panama City)	7	0	1	8
Fifteenth (West Palm Beach)	47	10	28	85
Sixteenth (Key West)	1	1	3	5
Seventeenth (Ft. Lauderdale)	43	12	15	70
Eighteenth (Sanford)	86	14	45	145
Nineteenth (Ft. Pierce)	10	23	20	53
Twentieth (Ft. Myers)	40	6	46	92
Total	714	114	658	1,486

*Detail jury trial statistics are not available for county criminal traffic. As a result, criminal traffic and DUI dispositions are not included.

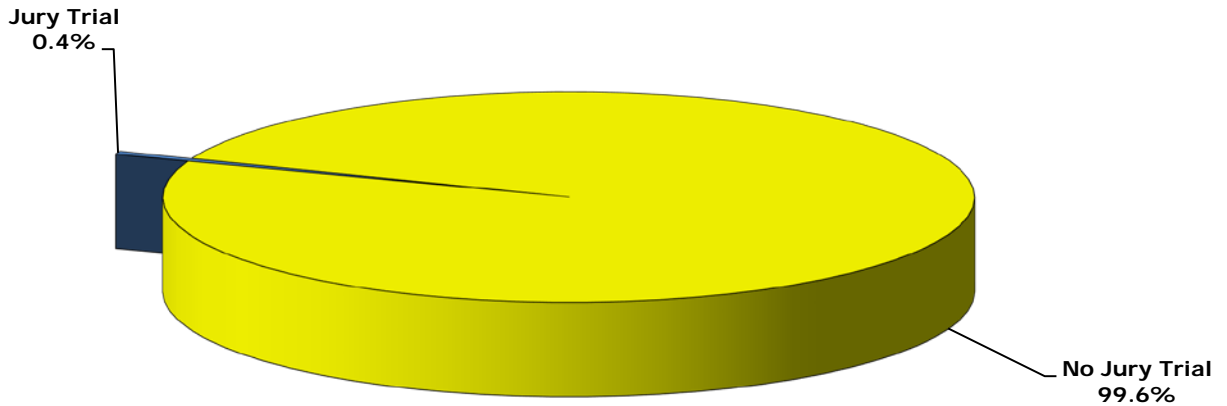
**COUNTY CRIMINAL JURY TRIAL AND
GUILTY DISPOSITION RATES*
by Circuit
FY 2014-15**

Circuit (Circuit Seat)	Jury Trials (includes Acquittal/ Dismissal, Pleas, and Convictions)	Total Dispositions	Jury Trial Rates	Guilty Dispositions (includes Total Pleas and Convictions)	Total Dispositions (excludes No Files, Transferred, and Other)	Guilty Disposition Rates
First (Pensacola)	61	13,597	0.4%	8,156	10,108	80.7%
Second (Tallahassee)	24	6,718	0.4%	3,364	4,054	83.0%
Third (Lake City)	12	3,036	0.4%	1,906	2,426	78.6%
Fourth (Jacksonville)	38	23,606	0.2%	18,630	20,141	92.5%
Fifth (Tavares)	25	11,274	0.2%	7,701	8,360	92.1%
Sixth (Clearwater)	98	29,050	0.3%	20,702	21,975	94.2%
Seventh (Daytona Beach)	49	23,598	0.2%	13,296	17,461	76.1%
Eighth (Gainesville)	45	8,753	0.5%	4,070	5,309	76.7%
Ninth (Orlando)	173	28,558	0.6%	16,262	19,764	82.3%
Tenth (Bartow)	134	13,486	1.0%	8,641	11,695	73.9%
Eleventh (Miami-Dade)	304	24,746	1.2%	12,903	20,270	63.7%
Twelfth (Sarasota)	31	11,806	0.3%	7,063	7,815	90.4%
Thirteenth (Tampa)	34	24,527	0.1%	12,876	21,978	58.6%
Fourteenth (Panama City)	8	8,685	0.1%	4,749	4,969	95.6%
Fifteenth (West Palm Beach)	85	30,437	0.3%	11,910	13,986	85.2%
Sixteenth (Key West)	5	1,688	0.3%	1,383	1,419	97.5%
Seventeenth (Ft. Lauderdale)	70	21,548	0.3%	13,830	14,637	94.5%
Eighteenth (Sanford)	145	20,297	0.7%	11,540	15,909	72.5%
Nineteenth (Ft. Pierce)	53	10,664	0.5%	6,617	8,596	77.0%
Twentieth (Ft. Myers)	92	20,125	0.5%	11,748	14,726	79.8%
Total	1,486	336,199	0.4%	197,347	245,598	80.4%

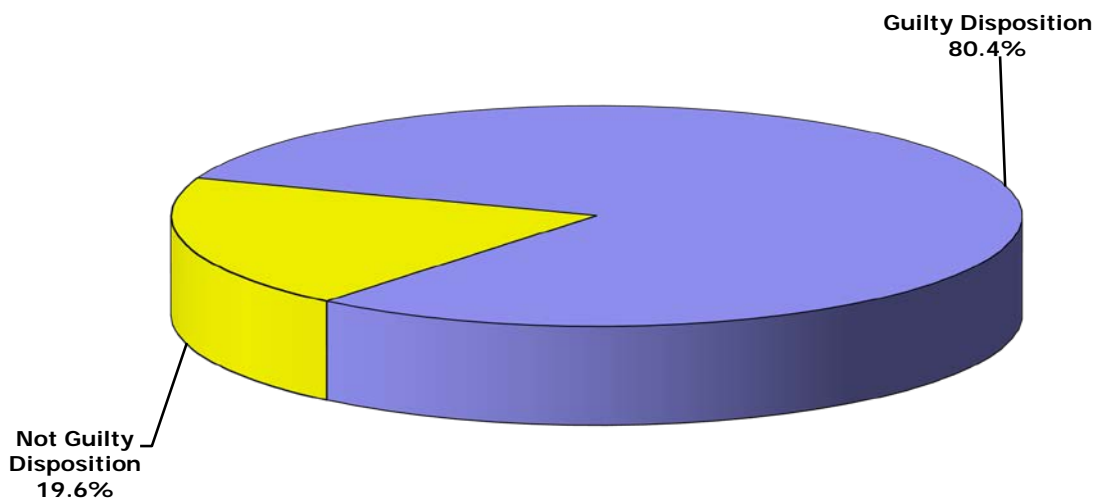
*Jury trial and guilty disposition rates are not intended as a measure of efficiency of the judiciary, state attorneys, or public defenders. In addition, detail jury trial statistics are not available for county criminal traffic. As a result, criminal traffic and DUI dispositions are not included.

County Criminal ♦ Dispositions

**COUNTY CRIMINAL JURY TRIAL RATE*
FY 2014-15**



**COUNTY CRIMINAL GUILTY DISPOSITION RATE*
FY 2014-15**



*Detail jury trial and guilty disposition rate are not available for county criminal traffic. As a result, criminal traffic and DUI dispositions are not included.

The County Criminal division also includes other statistics such as clearance rates, reopenings, bond hearings, adversary preliminary hearings, probation revocation hearings, and post conviction relief motions. **These data are provided by the 67 clerks of court. However, dispositions and special proceedings data are not audited for accuracy by the OSCA.**

Clearance Rates - The clearance rate is a useful measure of the responsiveness of a court to the demand for services, and is nationally recognized as a measure of court performance. The rate is determined by dividing the total number of cases *disposed* by the total number of cases *filed* during a specific time period. If a court received 1,000 new cases a month and disposed of 900 cases within the same month, the clearance rate for that month would be 90%. A 100% clearance rate means that a court is disposing of at least as many cases as have been filed during the reporting period. Thus, where clearance rates exceed 100%, those circuits are actually disposing of cases more quickly than cases are being filed for the period in question.

Reopenings - A reopening occurs when a case that has previously been reported as disposed is resubmitted to the court through a motion or petition.

Bond Hearings - A bond hearing is a proceeding in which a judge considers a defendant's pretrial release status for the purpose of setting or modifying bond or other pretrial release status.

Adversary Preliminary Hearings - An adversary preliminary hearing is a proceeding in which a judge considers evidence presented to determine whether there is sufficient cause to hold the accused for trial.

Probation Revocation Hearings - A probation revocation hearing is a proceeding in which a judge determines whether a defendant's probation should be modified or revoked following an alleged violation.

Post Conviction Relief Motions - A post conviction relief motion is a motion to vacate, set aside, or correct a sentence pursuant to rule 3.850, Florida Rules of Criminal Procedure.

County Criminal ◆ Other Statistics

**COUNTY CRIMINAL CLEARANCE RATES
by Circuit
FY 2014-15**

Circuit	Filings	Dispositions	Clearance Rates
1	23,392	23,425	100.1%
2	11,304	11,331	100.2%
3	5,923	5,709	96.4%
4	44,096	43,554	98.8%
5	21,246	21,161	99.6%
6	47,007	46,526	99.0%
7	38,035	37,674	99.1%
8	14,630	14,600	99.8%
9	48,791	48,139	98.7%
10	21,937	21,688	98.9%
11	90,936	89,281	98.2%
12	21,881	21,944	100.3%
13	50,775	50,349	99.2%
14	14,685	14,555	99.1%
15	37,740	43,045	114.1%
16	3,534	2,560	72.4%
17	43,995	41,872	95.2%
18	30,448	30,389	99.8%
19	19,574	19,288	98.5%
20	37,286	37,566	100.8%
Total	627,215	624,656	99.6%

COUNTY CRIMINAL SPECIAL PROCEEDINGS
by Circuit
FY 2014-15

Circuit	Reopenings	Bond Hearings	Adversary Preliminary Hearings	Probation Revocation Hearings	Post Conviction Relief Motions	Total
1	1,398	31	0	2,773	91	4,293
2	646	5	0	702	3	1,356
3	251	0	0	763	2	1,016
4	793	1,572	0	2,333	44	4,742
5	2,044	23	0	2,468	4	4,539
6	335	2,620	1	3,217	16	6,189
7	949	10	0	2,512	3	3,474
8	2,599	192	0	1,370	2	4,163
9	2,361	106	0	421	8	2,896
10	2,833	98	0	1,825	11	4,767
11	237	36	0	706	89	1,068
12	1,100	0	0	1,623	12	2,735
13	2,607	1,115	0	1,078	0	4,800
14	646	2	0	833	0	1,481
15	2,343	92	0	1,109	38	3,582
16	1	20	0	9	0	30
17	581	19	0	812	0	1,412
18	2,364	1,051	0	1,698	3	5,116
19	1,894	15	0	1,288	5	3,202
20	1,578	438	0	3,739	157	5,912
Total	27,560	7,445	1	31,279	488	66,773