

County Civil ♦ Overview

The County Civil division includes the following five categories of civil cases: small claims (up to \$5,000), civil (\$5,001 to \$15,000), other civil, evictions, and civil traffic infractions. Within these categories are the following case types:

Small Claims (up to \$5,000) - small claims (up to \$5,000)

Civil (\$5,001 to \$15,000) - civil (\$5,001 to \$15,000)

Other Civil - replevins and other civil (examples of other civil cases include: non-monetary equity matters, control of animals, interred bodies, injunctive relief, declaratory judgments, and other similar events)

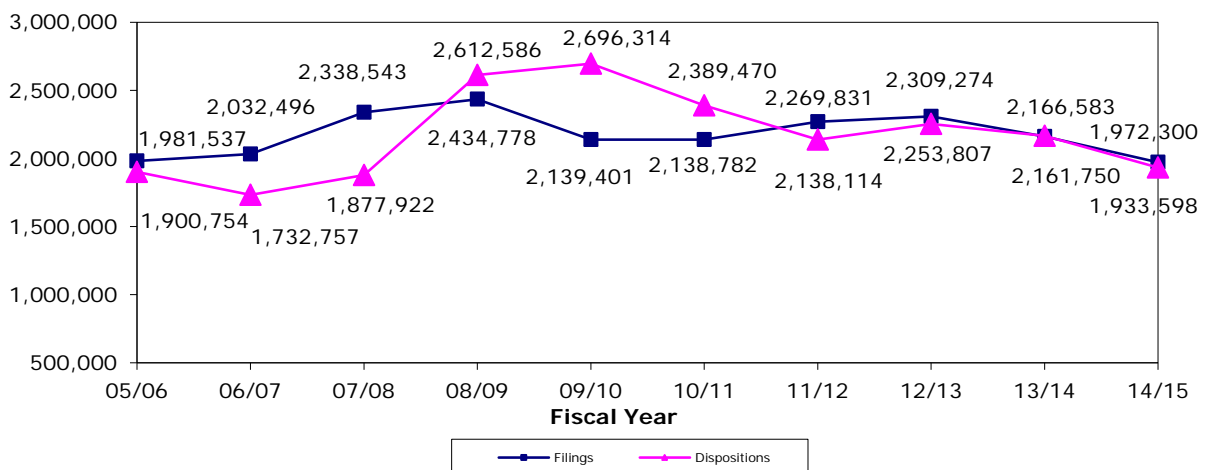
Evictions - evictions

Civil Traffic Infractions - civil traffic infractions (presided over by a judge or hearing officer)

The Summary Reporting System does not directly capture civil traffic cases. These data are reported independently by clerks of court to the Florida Court Clerks and Comptrollers (FCCC). The FCCC then provides these data to the Office of the State Courts Administrator. In addition, most civil traffic cases are disposed by the payment of a fine and do not require judicial involvement. Thus, the reported civil traffic statistics have been adjusted to exclude non-judicial cases.

In the County Civil division, *filings* correspond to each complaint or petition filed. *Dispositions* correspond to each complaint or petition disposed. *Jury trials* are defined as trials in which a group of citizens is impaneled, selected, and sworn to determine the issues of fact in a case.

COUNTY CIVIL FILINGS AND DISPOSITIONS* FY 2005-06 to FY 2014-15



*In fiscal year 2008-09, the increase in county court filings and dispositions is attributed to a refinement in the methodology used to calculate civil traffic infraction activity.

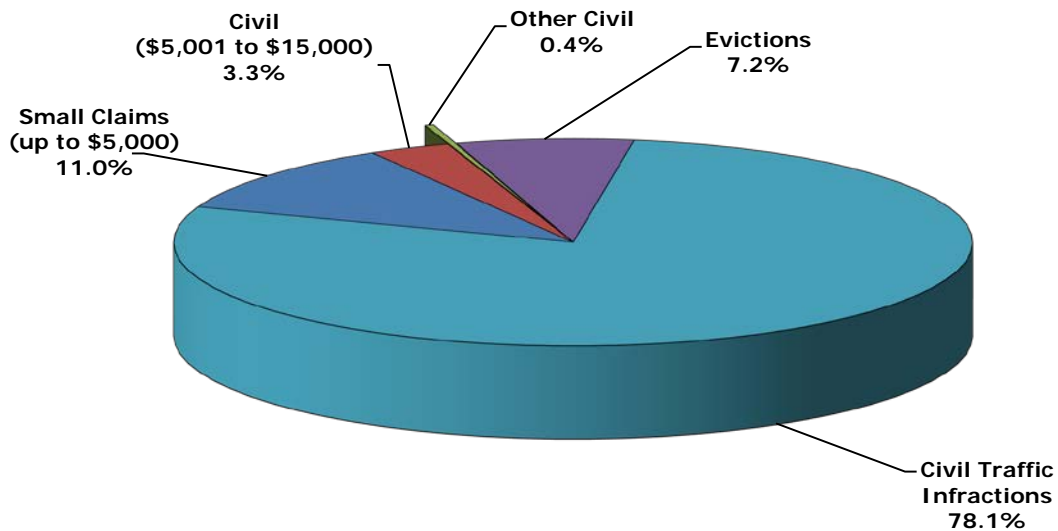
COUNTY CIVIL FILINGS
Statewide by Category/Case Type and Month
FY 2014-15

Category/ Case Type	Jul	Aug	Sep	Oct	Nov	Dec	Jan	Feb	Mar	Apr	May	Jun	Total
A. Small Claims (up to \$5,000)	17,110	19,681	15,129	18,224	15,330	16,357	17,108	17,712	18,342	23,091	20,247	19,526	217,857
1. Small Claims (up to \$5,000)	17,110	19,681	15,129	18,224	15,330	16,357	17,108	17,712	18,342	23,091	20,247	19,526	217,857
B. Civil (\$5,001 to \$15,000)	5,475	5,435	5,119	5,520	4,670	5,359	5,338	5,288	6,022	5,608	5,486	6,103	65,423
1. Civil (\$5,001 to \$15,000)	5,475	5,435	5,119	5,520	4,670	5,359	5,338	5,288	6,022	5,608	5,486	6,103	65,423
C. Other Civil	660	629	566	679	517	619	708	617	537	635	442	502	7,111
1. Replevins	248	186	228	275	187	243	192	244	173	166	148	190	2,480
2. Other Civil	412	443	338	404	330	376	516	373	364	469	294	312	4,631
D. Evictions	14,095	13,156	13,239	13,274	9,966	11,955	13,050	9,258	9,633	10,346	10,956	12,549	141,477
1. Evictions	14,095	13,156	13,239	13,274	9,966	11,955	13,050	9,258	9,633	10,346	10,956	12,549	141,477
E. Civil Traffic Infractions*	133,290	132,998	131,936	131,474	128,921	127,267	128,435	127,708	131,261	124,910	124,662	117,570	1,540,432
1. Civil Traffic Infractions*	133,290	132,998	131,936	131,474	128,921	127,267	128,435	127,708	131,261	124,910	124,662	117,570	1,540,432
Total	170,630	171,899	165,989	169,171	159,404	161,557	164,639	160,583	165,795	164,590	161,793	156,250	1,972,300

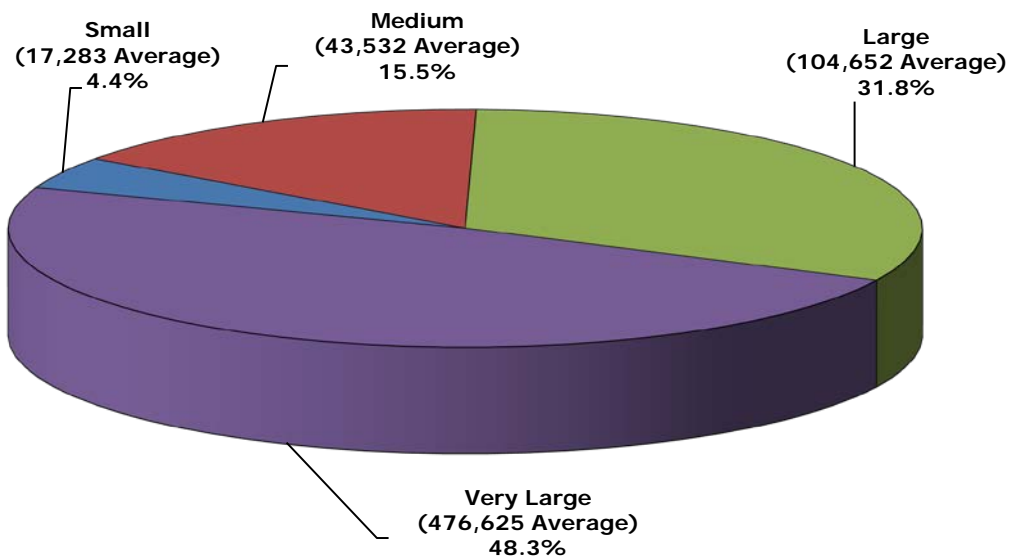
*These data do not include all civil traffic infractions reported to the Florida Court Clerks and Comptrollers by the clerks of court. They only represent those civil traffic infraction filings presided over by a judge or hearing officer.

County Civil ♦ Filings

**COUNTY CIVIL FILINGS
by Category
FY 2014-15**



**COUNTY CIVIL FILINGS
by Circuit Size*
FY 2014-15**



*Small Circuits - 2nd, 3rd, 8th, 14th, 16th;
 Medium Circuits - 1st, 5th, 7th, 10th, 12th, 18th, 19th;
 Large Circuits - 4th, 6th, 9th, 13th, 15th, 20th; and
 Very Large Circuits - 11th, 17th (as defined in the Glossary).

COUNTY CIVIL FILINGS
by Circuit and Case Type
FY 2014-15

Circuit	Small Claims (up to \$5,000)	Civil (\$5,001 to \$15,000)	Replevins	Other Civil	Evictions	Civil Traffic Infractions*	Total
1	4,610	1,444	86	37	3,463	16,815	26,455
2	2,939	816	30	25	3,404	12,977	20,191
3	1,315	338	73	54	667	11,598	14,045
4	8,181	3,323	104	24	13,010	100,373	125,015
5	6,397	2,536	153	102	4,425	31,711	45,324
6	14,191	3,829	134	878	9,580	36,689	65,301
7	5,988	2,344	92	67	4,946	51,609	65,046
8	3,154	826	60	13	2,144	21,363	27,560
9	17,257	5,049	355	60	13,220	93,995	129,936
10	6,525	1,877	352	156	4,880	17,380	31,170
11	40,060	13,284	74	2,064	21,623	594,174	671,279
12	6,483	2,009	77	82	3,689	24,974	37,314
13	23,830	4,527	195	235	12,465	61,516	102,768
14	2,040	629	93	3	1,791	9,139	13,695
15	12,190	4,939	167	89	9,206	123,689	150,280
16	505	209	1	21	385	9,803	10,924
17	41,714	10,352	77	314	18,373	211,141	281,971
18	7,495	2,488	115	33	5,825	49,508	65,464
19	3,924	1,444	141	247	3,173	25,022	33,951
20	9,059	3,160	101	127	5,208	36,956	54,611
Total	217,857	65,423	2,480	4,631	141,477	1,540,432	1,972,300

*These data do not include all civil traffic infractions reported to the Florida Court Clerks and Comptrollers by the clerks of court. They only represent those civil traffic infraction filings presided over by a judge or hearing officer.

County Civil ◆ Filings

**COUNTY CIVIL FILINGS
by Circuit/County and Category
FY 2014-15**

Circuit/County	Small Claims (up to \$5,000)	Civil (\$5,001 to \$15,000)	Other Civil	Evictions	Civil Traffic Infractions*	Total
Circuit 1	4,610	1,444	123	3,463	16,815	26,455
Escambia	2,053	589	71	1,821	6,449	10,983
Okaloosa	1,450	436	27	1,109	5,335	8,357
Santa Rosa	680	284	19	338	4,081	5,402
Walton	427	135	6	195	950	1,713
Circuit 2	2,939	816	55	3,404	12,977	20,191
Franklin	45	1	23	24	292	385
Gadsden	349	79	8	109	2,352	2,897
Jefferson	84	23	0	21	1,040	1,168
Leon	2,259	628	23	3,187	8,286	14,383
Liberty	30	11	0	16	181	238
Wakulla	172	74	1	47	826	1,120
Circuit 3	1,315	338	127	667	11,598	14,045
Columbia	552	184	33	372	2,913	4,054
Dixie	70	0	30	29	682	811
Hamilton	81	0	3	33	3,302	3,419
Lafayette	39	0	18	13	243	313
Madison	178	34	3	24	2,424	2,663
Suwannee	300	86	12	129	1,268	1,795
Taylor	95	34	28	67	766	990
Circuit 4	8,181	3,323	128	13,010	100,373	125,015
Clay	1,195	475	23	905	8,813	11,411
Duval	6,558	2,681	87	11,895	89,479	110,700
Nassau	428	167	18	210	2,081	2,904

COUNTY CIVIL FILINGS
by Circuit/County and Category
FY 2014-15

Circuit/County	Small Claims (up to \$5,000)	Civil (\$5,001 to \$15,000)	Other Civil	Evictions	Civil Traffic Infractions*	Total
Circuit 5	6,397	2,536	255	4,425	31,711	45,324
Citrus	880	308	35	423	1,547	3,193
Hernando	1,514	555	46	665	8,114	10,894
Lake	1,646	775	58	1,547	12,394	16,420
Marion	2,117	770	108	1,630	6,789	11,414
Sumter	240	128	8	160	2,867	3,403
Circuit 6	14,191	3,829	1,012	9,580	36,689	65,301
Pasco	3,445	892	805	2,666	13,701	21,509
Pinellas	10,746	2,937	207	6,914	22,988	43,792
Circuit 7	5,988	2,344	159	4,946	51,609	65,046
Flagler	554	264	7	360	472	1,657
Putnam	495	161	15	514	2,257	3,442
St. Johns	914	494	22	531	8,981	10,942
Volusia	4,025	1,425	115	3,541	39,899	49,005
Circuit 8	3,154	826	73	2,144	21,363	27,560
Alachua	2,366	589	33	1,790	16,687	21,465
Baker	142	43	17	69	1,106	1,377
Bradford	207	36	10	115	1,870	2,238
Gilchrist	93	37	0	29	274	433
Levy	280	100	9	94	1,143	1,626
Union	66	21	4	47	283	421
Circuit 9	17,257	5,049	415	13,220	93,995	129,936
Orange	14,124	4,202	354	11,656	77,118	107,454
Osceola	3,133	847	61	1,564	16,877	22,482

County Civil ◆ Filings

**COUNTY CIVIL FILINGS
by Circuit/County and Category
FY 2014-15**

Circuit/County	Small Claims (up to \$5,000)	Civil (\$5,001 to \$15,000)	Other Civil	Evictions	Civil Traffic Infractions*	Total
Circuit 10	6,525	1,877	508	4,880	17,380	31,170
Hardee	77	43	1	58	1,097	1,276
Highlands	675	174	0	436	2,132	3,417
Polk	5,773	1,660	507	4,386	14,151	26,477
Circuit 11	40,060	13,284	2,138	21,623	594,174	671,279
Miami-Dade	40,060	13,284	2,138	21,623	594,174	671,279
Circuit 12	6,483	2,009	159	3,689	24,974	37,314
Desoto	154	49	27	139	1,284	1,653
Manatee	2,178	849	67	2,047	7,169	12,310
Sarasota	4,151	1,111	65	1,503	16,521	23,351
Circuit 13	23,830	4,527	430	12,465	61,516	102,768
Hillsborough	23,830	4,527	430	12,465	61,516	102,768
Circuit 14	2,040	629	96	1,791	9,139	13,695
Bay	1,105	416	69	1,500	5,323	8,413
Calhoun	76	30	3	26	563	698
Gulf	71	28	3	26	174	302
Holmes	107	42	1	55	536	741
Jackson	556	99	6	101	1,954	2,716
Washington	125	14	14	83	589	825
Circuit 15	12,190	4,939	256	9,206	123,689	150,280
Palm Beach	12,190	4,939	256	9,206	123,689	150,280
Circuit 16	505	209	22	385	9,803	10,924
Monroe	505	209	22	385	9803	10,924

COUNTY CIVIL FILINGS
by Circuit/County and Category
FY 2014-15

Circuit/County	Small Claims (up to \$5,000)	Civil (\$5,001 to \$15,000)	Other Civil	Evictions	Civil Traffic Infractions*	Total
Circuit 17	41,714	10,352	391	18,373	211,141	281,971
Broward	41,714	10,352	391	18,373	211,141	281,971
Circuit 18	7,495	2,488	148	5,825	49,508	65,464
Brevard	3,630	1,320	50	3,160	14,692	22,852
Seminole	3,865	1,168	98	2,665	34,816	42,612
Circuit 19	3,924	1,444	388	3,173	25,022	33,951
Indian River	873	279	258	723	3,799	5,932
Martin	818	431	10	470	9,727	11,456
Okeechobee	227	80	6	137	1,054	1,504
St. Lucie	2,006	654	114	1,843	10,442	15,059
Circuit 20	9,059	3,160	228	5,208	36,956	54,611
Charlotte	983	359	57	536	3,415	5,350
Collier	1,913	917	8	1,065	10,212	14,115
Glades	26	20	2	34	1,420	1,502
Hendry	191	53	0	145	1,954	2,343
Lee	5,946	1,811	161	3,428	19,955	31,301
Total	217,857	65,423	7,111	141,477	1,540,432	1,972,300

*These data do not include all civil traffic infractions reported to the Florida Court Clerks and Comptrollers by the clerks of court. They only represent those civil traffic infraction filings presided over by a judge or hearing officer.

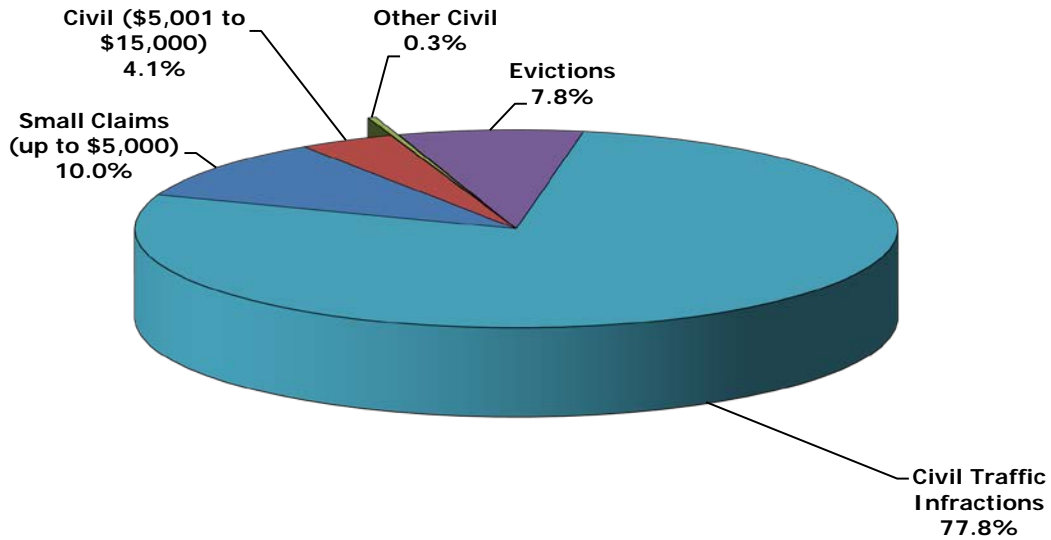
County Civil ♦ Dispositions

COUNTY CIVIL DISPOSITIONS
Statewide by Category/Case Type and Month
FY 2014-15

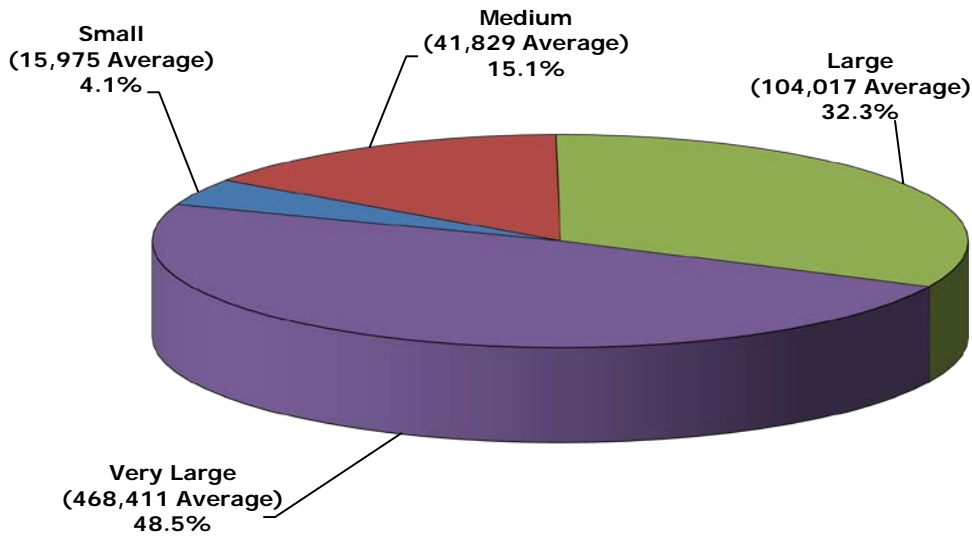
Category/ Case Type	Jul	Aug	Sep	Oct	Nov	Dec	Jan	Feb	Mar	Apr	May	Jun	Total
A. Small Claims (up to \$5,000)	14,179	14,452	15,226	16,714	13,162	14,923	16,885	15,567	15,323	16,005	17,139	24,638	194,213
1. Small Claims (up to \$5,000)	14,179	14,452	15,226	16,714	13,162	14,923	16,885	15,567	15,323	16,005	17,139	24,638	194,213
B. Civil (\$5,001 to \$15,000)	7,212	6,819	6,880	8,746	5,699	5,969	6,494	5,551	6,124	6,679	5,458	7,242	78,873
1. Civil (\$5,001 to \$15,000)	7,212	6,819	6,880	8,746	5,699	5,969	6,494	5,551	6,124	6,679	5,458	7,242	78,873
C. Other Civil	588	558	552	666	498	578	663	457	564	567	399	531	6,621
1. Replevins	191	182	211	263	181	212	272	170	273	224	146	225	2,550
2. Other Civil	397	376	341	403	317	366	391	287	291	343	253	306	4,071
D. Evictions	13,738	13,591	15,266	16,379	10,165	11,986	13,129	11,736	11,145	11,356	9,770	12,706	150,967
1. Evictions	13,738	13,591	15,266	16,379	10,165	11,986	13,129	11,736	11,145	11,356	9,770	12,706	150,967
E. Civil Traffic Infractions*	136,842	129,564	129,927	130,743	106,229	119,445	126,371	123,349	128,039	126,059	118,149	128,207	1,502,924
1. Civil Traffic Infractions*	136,842	129,564	129,927	130,743	106,229	119,445	126,371	123,349	128,039	126,059	118,149	128,207	1,502,924
Total	172,559	164,984	167,851	173,248	135,753	152,901	163,542	156,660	161,195	160,666	150,915	173,324	1,933,598

*These data do not include all civil traffic infractions reported to the Florida Court Clerks and Comptrollers by the clerks of court. They only represent those civil traffic infraction dispositions presided over by a judge or hearing officer.

**COUNTY CIVIL DISPOSITIONS
by Category
FY 2014-15**



**COUNTY CIVIL DISPOSITIONS
by Circuit Size*
FY 2014-15**



*Small Circuits - 2nd, 3rd, 8th, 14th, 16th;
 Medium Circuits - 1st, 5th, 7th, 10th, 12th, 18th, 19th;
 Large Circuits - 4th, 6th, 9th, 13th, 15th, 20th; and
 Very Large Circuits - 11th, 17th (as defined in the Glossary).

County Civil ♦ Dispositions

**COUNTY CIVIL DISPOSITIONS
by Circuit and Case Type
FY 2014-15**

Circuit	Small Claims (up to \$5,000)	Civil (\$5,001 to \$15,000)	Replevins	Other Civil	Evictions	Civil Traffic Infractions*	Total
1	3,803	1,384	67	48	3,544	15,174	24,020
2	2,305	752	33	15	3,032	13,632	19,769
3	1,050	287	53	37	450	8,690	10,567
4	8,692	4,635	200	102	15,138	96,649	125,416
5	5,103	2,585	117	99	4,266	31,012	43,182
6	13,658	4,704	148	879	10,558	35,925	65,872
7	5,396	2,753	103	63	5,154	50,274	63,743
8	2,853	746	58	11	2,070	20,953	26,691
9	13,700	6,023	279	86	14,234	91,409	125,731
10	5,449	1,903	367	123	4,907	16,654	29,403
11	41,116	16,816	108	1,634	23,116	576,487	659,277
12	6,600	2,519	58	152	4,154	23,433	36,916
13	16,265	5,296	218	189	12,554	65,599	100,121
14	1,113	501	75	5	1,621	8,920	12,235
15	15,894	7,179	196	88	10,296	119,414	153,067
16	434	249	0	37	445	9,447	10,612
17	33,381	11,977	78	314	20,849	210,946	277,545
18	6,096	3,011	108	38	6,141	46,431	61,825
19	3,468	1,647	182	44	3,411	24,962	33,714
20	7,837	3,906	102	107	5,027	36,913	53,892
Total	194,213	78,873	2,550	4,071	150,967	1,502,924	1,933,598

*These data do not include all civil traffic infractions reported to the Florida Court Clerks and Comptrollers by the clerks of court. They only represent those civil traffic infraction dispositions presided over by a judge or hearing officer.

COUNTY CIVIL DISPOSITIONS
by Circuit/County and Category
FY 2014-15

Circuit/County	Small Claims (up to \$5,000)	Civil (\$5,001 to \$15,000)	Other Civil	Evictions	Civil Traffic Infractions*	Total
Circuit 1	3,803	1,384	115	3,544	15,174	24,020
Escambia	1,716	579	58	1,848	3,870	8,071
Okaloosa	1,160	363	30	1,099	5,127	7,779
Santa Rosa	532	264	15	376	5,055	6,242
Walton	395	178	12	221	1,122	1,928
Circuit 2	2,305	752	48	3,032	13,632	19,769
Franklin	25	3	12	20	359	419
Gadsden	237	82	5	81	2,487	2,892
Jefferson	19	6	1	17	1,218	1,261
Leon	1,899	604	28	2,821	8,528	13,880
Liberty	7	4	0	6	216	233
Wakulla	118	53	2	87	824	1,084
Circuit 3	1,050	287	90	450	8,690	10,567
Columbia	531	146	18	238	2,736	3,669
Dixie	60	0	34	35	770	899
Hamilton	77	0	11	40	309	437
Lafayette	1	0	0	0	212	213
Madison	91	23	0	0	2,329	2,443
Suwannee	225	85	9	90	1,513	1,922
Taylor	65	33	18	47	821	984
Circuit 4	8,692	4,635	302	15,138	96,649	125,416
Clay	1,102	689	31	982	8,875	11,679
Duval	7,284	3,796	250	13,992	85,734	111,056
Nassau	306	150	21	164	2,040	2,681

County Civil ♦ Dispositions

**COUNTY CIVIL DISPOSITIONS
by Circuit/County and Category
FY 2014-15**

Circuit/County	Small Claims (up to \$5,000)	Civil (\$5,001 to \$15,000)	Other Civil	Evictions	Civil Traffic Infractions*	Total
Circuit 5	5,103	2,585	216	4,266	31,012	43,182
Citrus	819	373	42	407	1,473	3,114
Hernando	884	558	35	828	9,392	11,697
Lake	1,568	863	46	1,598	12,483	16,558
Marion	1,643	677	82	1,319	5,337	9,058
Sumter	189	114	11	114	2,327	2,755
Circuit 6	13,658	4,704	1,027	10,558	35,925	65,872
Pasco	3,001	1,566	824	3,461	10,779	19,631
Pinellas	10,657	3,138	203	7,097	25,146	46,241
Circuit 7	5,396	2,753	166	5,154	50,274	63,743
Flagler	484	325	9	350	777	1,945
Putnam	504	150	25	514	2,170	3,363
St. Johns	795	831	26	527	8,307	10,486
Volusia	3,613	1,447	106	3,763	39,020	47,949
Circuit 8	2,853	746	69	2,070	20,953	26,691
Alachua	2,279	553	35	1,771	16,563	21,201
Baker	80	11	11	42	1,061	1,205
Bradford	150	31	11	85	1,211	1,488
Gilchrist	48	25	0	23	292	388
Levy	237	111	8	104	1,534	1,994
Union	59	15	4	45	292	415
Circuit 9	13,700	6,023	365	14,234	91,409	125,731
Orange	11,091	4,420	272	12,033	73,978	101,794
Osceola	2,609	1,603	93	2,201	17,431	23,937

COUNTY CIVIL DISPOSITIONS
by Circuit/County and Category
FY 2014-15

Circuit/County	Small Claims (up to \$5,000)	Civil (\$5,001 to \$15,000)	Other Civil	Evictions	Civil Traffic Infractions*	Total
Circuit 10	5,449	1,903	490	4,907	16,654	29,403
Hardee	75	24	4	55	1,182	1,340
Highlands	414	131	0	380	2,088	3,013
Polk	4,960	1,748	486	4,472	13,384	25,050
Circuit 11	41,116	16,816	1,742	23,116	576,487	659,277
Miami-Dade	41,116	16,816	1,742	23,116	576,487	659,277
Circuit 12	6,600	2,519	210	4,154	23,433	36,916
Desoto	86	29	11	112	1,249	1,487
Manatee	1,703	754	45	1,591	6,227	10,320
Sarasota	4,811	1,736	154	2,451	15,957	25,109
Circuit 13	16,265	5,296	407	12,554	65,599	100,121
Hillsborough	16,265	5,296	407	12,554	65,599	100,121
Circuit 14	1,113	501	80	1,621	8,920	12,235
Bay	638	375	59	1,412	5,401	7,885
Calhoun	26	12	2	14	658	712
Gulf	67	15	2	20	101	205
Holmes	85	34	3	68	366	556
Jackson	227	48	5	56	1,921	2,257
Washington	70	17	9	51	473	620
Circuit 15	15,894	7,179	284	10,296	119,414	153,067
Palm Beach	15,894	7,179	284	10,296	119,414	153,067
Circuit 16	434	249	37	445	9,447	10,612
Monroe	434	249	37	445	9,447	10,612

County Civil ♦ Dispositions

**COUNTY CIVIL DISPOSITIONS
by Circuit/County and Category
FY 2014-15**

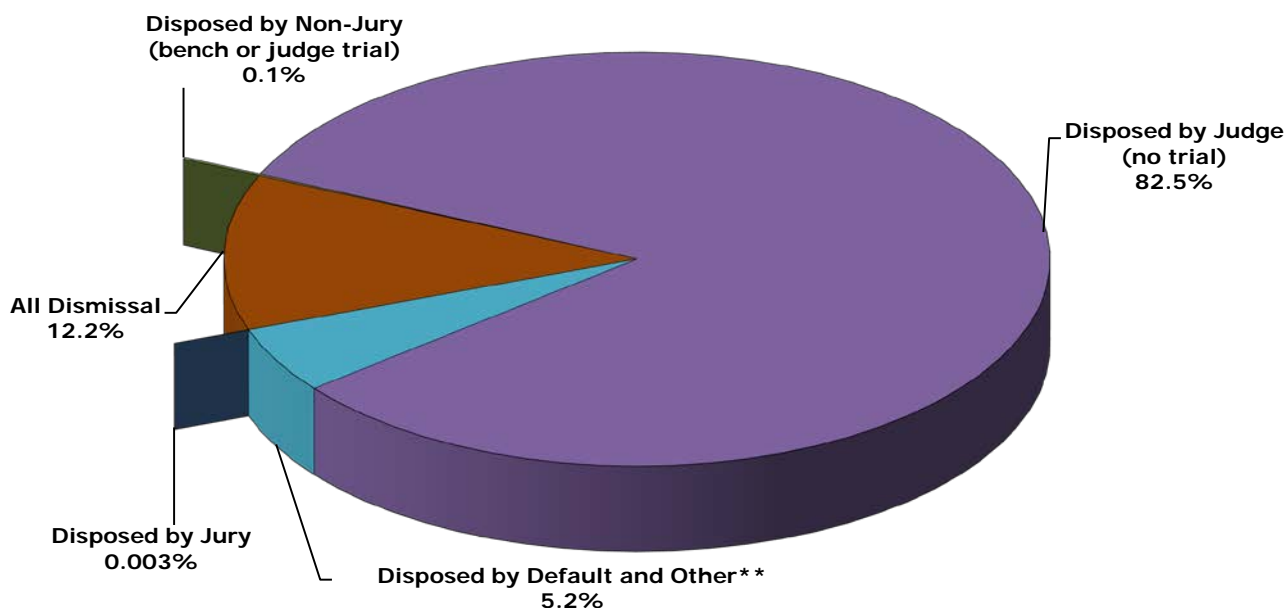
Circuit/County	Small Claims (up to \$5,000)	Civil (\$5,001 to \$15,000)	Other Civil	Evictions	Civil Traffic Infractions*	Total
Circuit 17	33,381	11,977	392	20,849	210,946	277,545
Broward	33,381	11,977	392	20,849	210,946	277,545
Circuit 18	6,096	3,011	146	6,141	46,431	61,825
Brevard	2,807	1,341	51	2,802	15,836	22,837
Seminole	3,289	1,670	95	3,339	30,595	38,988
Circuit 19	3,468	1,647	226	3,411	24,962	33,714
Indian River	805	303	88	698	3,363	5,257
Martin	720	426	14	637	8,431	10,228
Okeechobee	179	58	7	85	1,370	1,699
St. Lucie	1,764	860	117	1,991	11,798	16,530
Circuit 20	7,837	3,906	209	5,027	36,913	53,892
Charlotte	803	341	40	371	3,120	4,675
Collier	1,785	1,222	9	1,040	9,092	13,148
Glades	24	16	1	33	2,023	2,097
Hendry	153	78	0	121	1,775	2,127
Lee	5,072	2,249	159	3,462	20,903	31,845
Total	194,213	78,873	6,621	150,967	1,502,924	1,933,598

*These data do not include all civil traffic infractions reported to the Florida Court Clerks and Comptrollers by the clerks of court. They only represent those civil traffic infraction dispositions presided over by a judge or hearing officer.

COUNTY CIVIL DISPOSITIONS
Statewide by Disposition Type and Case Type
FY 2014-15

Disposition Type	Small Claims (up to \$5,000)	Civil (\$5,001 to \$15,000)	Replevins	Other Civil	Evictions	Civil Traffic Infractions*	Total
A. Dismissed Before Hearing	44,861	32,309	581	1,289	35,984	0	115,024
B. Dismissed After Hearing	90,225	14,046	682	939	14,184	0	120,076
C. Disposed by Default	16,614	12,136	178	445	58,267	0	87,640
D. Disposed by Judge (no trial)	33,884	16,780	939	1,033	40,247	1,502,924	1,595,807
E. Disposed by Non-Jury	1,524	252	66	30	436	0	2,308
F. Disposed by Jury	36	13	0	0	10	0	59
G. Disposed by Other**	7,069	3,337	104	335	1,839	0	12,684
Total	194,213	78,873	2,550	4,071	150,967	1,502,924	1,933,598

COUNTY CIVIL DISPOSITIONS
by Disposition Type
FY 2014-15



*These data do not include all civil traffic infractions reported to the Florida Court Clerks and Comptrollers by the clerks of court. They only represent those civil traffic infraction dispositions presided over by a judge or hearing officer.

**The disposition type "Disposed by Other" is used to report cases as disposed when they are: consolidated into a primary case, transferred or have a change of venue, disposed upon estreatment of a bond, or similar matters.

County Civil ♦ Dispositions

COUNTY CIVIL JURY TRIAL RATES*
by Circuit
FY 2014-15

Circuit (Circuit Seat)	Disposed by Jury	Total Dispositions	Jury Trial Rate
First (Pensacola)	2	8,846	0.0%
Second (Tallahassee)	0	6,137	0.0%
Third (Lake City)	0	1,877	0.0%
Fourth (Jacksonville)	6	28,767	0.0%
Fifth (Tavares)	2	12,170	0.0%
Sixth (Clearwater)	0	29,947	0.0%
Seventh (Daytona Beach)	3	13,469	0.0%
Eighth (Gainesville)	1	5,738	0.0%
Ninth (Orlando)	1	34,322	0.0%
Tenth (Bartow)	3	12,749	0.0%
Eleventh (Miami-Dade)	17	82,790	0.0%
Twelfth (Sarasota)	2	13,483	0.0%
Thirteenth (Tampa)	3	34,522	0.0%
Fourteenth (Panama City)	2	3,315	0.1%
Fifteenth (West Palm Beach)	1	33,653	0.0%
Sixteenth (Key West)	0	1,165	0.0%
Seventeenth (Ft. Lauderdale)	14	66,599	0.0%
Eighteenth (Sanford)	0	15,394	0.0%
Nineteenth (Ft. Pierce)	1	8,752	0.0%
Twentieth (Ft. Myers)	1	16,979	0.0%
Total	59	430,674	0.0%

**Detail jury trial statistics are not available for county civil traffic. As a result, civil traffic infraction dispositions are not included.

The County Civil division also includes other statistics such as clearance rates and reopenings. **These data are provided by the 67 clerks of court. However, dispositions and special proceedings data are not audited for accuracy by the OSCA.**

Clearance Rates - The clearance rate is a useful measure of the responsiveness of a court to the demand for services and is nationally recognized as a measure of court performance. The rate is determined by dividing the total number of cases *disposed* by the total number of cases *filed* during a specific time period. If a court received 1,000 new cases a month and disposed of 900 cases within the same month, the clearance rate for that month would be 90%. A 100% clearance rate means that a court is disposing of at least as many cases as have been filed during the reporting period. Thus, where clearance rates exceed 100%, those circuits are actually disposing of cases more quickly than cases are being filed for the period in question.

Reopenings - A reopening occurs when a case that has previously been reported as disposed is resubmitted to the court through a motion or petition.

County Civil ◆ Other Statistics

**COUNTY CIVIL CLEARANCE RATES
by Circuit
FY 2014-15**

Circuit	Filings	Dispositions	Clearance Rates
1	26,455	24,020	90.8%
2	20,191	19,769	97.9%
3	14,045	10,567	75.2%
4	125,015	125,416	100.3%
5	45,324	43,182	95.3%
6	65,301	65,872	100.9%
7	65,046	63,743	98.0%
8	27,560	26,691	96.8%
9	129,936	125,731	96.8%
10	31,170	29,403	94.3%
11	671,279	659,277	98.2%
12	37,314	36,916	98.9%
13	102,768	100,121	97.4%
14	13,695	12,235	89.3%
15	150,280	153,067	101.9%
16	10,924	10,612	97.1%
17	281,971	277,545	98.4%
18	65,464	61,825	94.4%
19	33,951	33,714	99.3%
20	54,611	53,892	98.7%
Total	1,972,300	1,933,598	98.0%

**COUNTY CIVIL SPECIAL PROCEEDINGS
by Circuit
FY 2014-15**

Circuit	Reopenings
1	3,328
2	2,390
3	350
4	2,912
5	5,155
6	5,207
7	3,679
8	2,566
9	11,181
10	4,539
11	24,868
12	4,300
13	11,675
14	973
15	8,313
16	91
17	23,236
18	5,946
19	3,070
20	6,210
Total	129,989