

Overall Statistics

Sections 26.031 and 34.022, Florida Statutes, specify the number of judges within each circuit and county. The following table reflects circuit and county judges authorized by the Florida Legislature for fiscal year 2013-14.

**CIRCUIT AND COUNTY COURT JUDGES
by Circuit
FY 2013-14**

Circuit (Circuit Seat)	Circuit Judges	County Judges	Total
First (Pensacola)	24	11	35
Second (Tallahassee)	16	10	26
Third (Lake City)	7	7	14
Fourth (Jacksonville)	35	20	55
Fifth (Tavares)	31	11	42
Sixth (Clearwater)	45	24	69
Seventh (Daytona Beach)	27	15	42
Eighth (Gainesville)	13	10	23
Ninth (Orlando)	43	22	65
Tenth (Bartow)	28	12	40
Eleventh (Miami-Dade)	80	43	123
Twelfth (Sarasota)	21	10	31
Thirteenth (Tampa)	45	17	62
Fourteenth (Panama City)	11	9	20
Fifteenth (West Palm Beach)	35	19	54
Sixteenth (Key West)	4	4	8
Seventeenth (Ft. Lauderdale)	58	32	90
Eighteenth (Sanford)	26	17	43
Nineteenth (Ft. Pierce)	19	10	29
Twentieth (Ft. Myers)	31	19	50
Total	599	322	921

CIRCUIT AND COUNTY COURT JUDGES*
by Circuit and Division
FY 2013-14

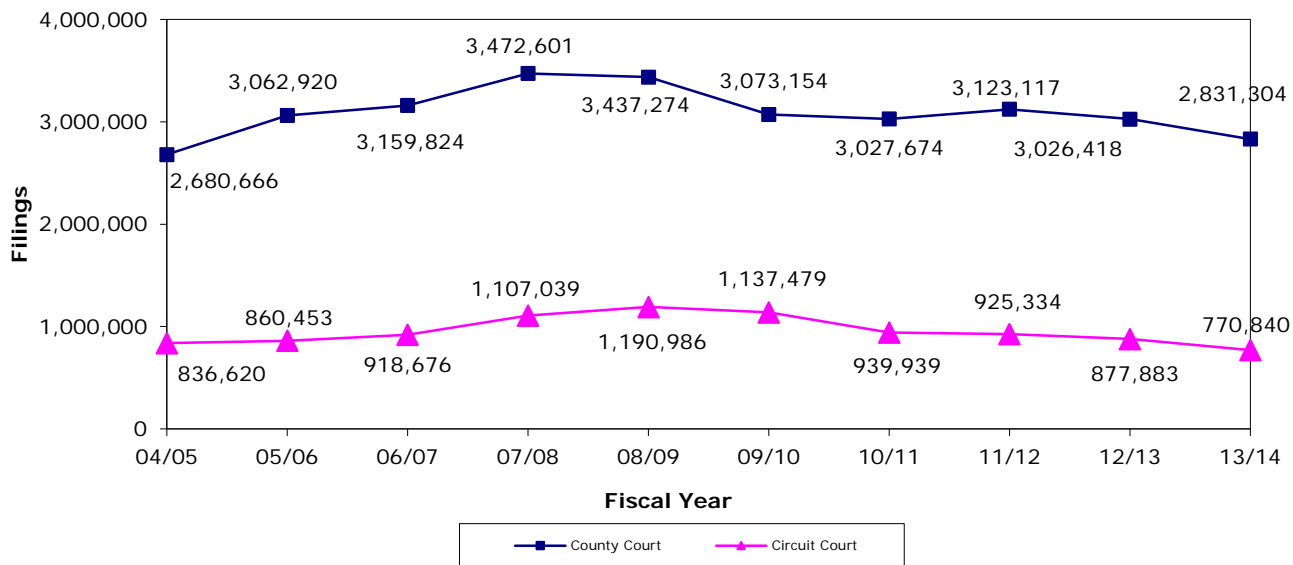
Circuit	Circuit Court						County Court				Total
	Administrative	Criminal	Civil	Family Court**	Probate	Total	Administrative	Criminal	Civil	Total	
1	0.4	7.6	4.8	10.0	1.3	24	0.0	8.0	3.1	11	35
2	0.6	5.9	4.2	4.7	0.7	16	0.4	6.1	3.5	10	26
3	0.3	2.1	1.9	2.5	0.2	7	0.1	4.2	2.8	7	14
4	1.4	10.8	9.3	12.3	1.2	35	0.2	13.6	6.2	20	55
5	0.0	6.6	10.2	9.5	4.6	31	0.0	6.1	4.9	11	42
6	0.8	13.7	11.3	16.6	2.8	45	0.0	13.9	10.1	24	69
7	0.1	8.5	6.0	10.0	2.4	27	0.1	8.7	6.2	15	42
8	0.6	4.0	3.2	4.9	0.5	13	0.2	6.9	3.0	10	23
9	1.0	16.0	10.5	15.0	0.5	43	0.3	17.0	4.8	22	65
10	0.6	9.0	6.6	10.2	1.7	28	0.1	8.1	3.8	12	40
11	3.0	26.5	24.4	22.3	3.8	80	1.7	24.1	17.3	43	123
12	0.5	6.7	5.2	7.4	1.2	21	0.0	6.9	3.1	10	31
13	1.8	13.4	12.2	16.7	1.0	45	0.3	9.5	7.2	17	62
14	0.4	3.0	2.8	4.5	0.3	11	0.0	4.5	4.5	9	20
15	1.0	7.9	12.4	11.2	2.6	35	0.0	11.1	7.9	19	54
16	0.1	0.9	1.2	1.8	0.1	4	0.0	2.9	1.1	4	8
17	1.0	19.0	16.5	19.0	2.5	58	0.0	19.5	12.5	32	90
18	0.8	10.0	5.0	9.6	0.8	26	0.0	12.7	4.3	17	43
19	0.3	6.9	4.3	6.8	0.8	19	0.0	5.8	4.2	10	29
20	0.5	8.6	9.6	10.1	2.2	31	0.2	12.6	6.2	19	50
Total	15.1	186.9	161.4	204.7	31.0	599	3.4	202.0	116.6	322	921

*These data are reported annually by each circuit in the judgeship needs application.

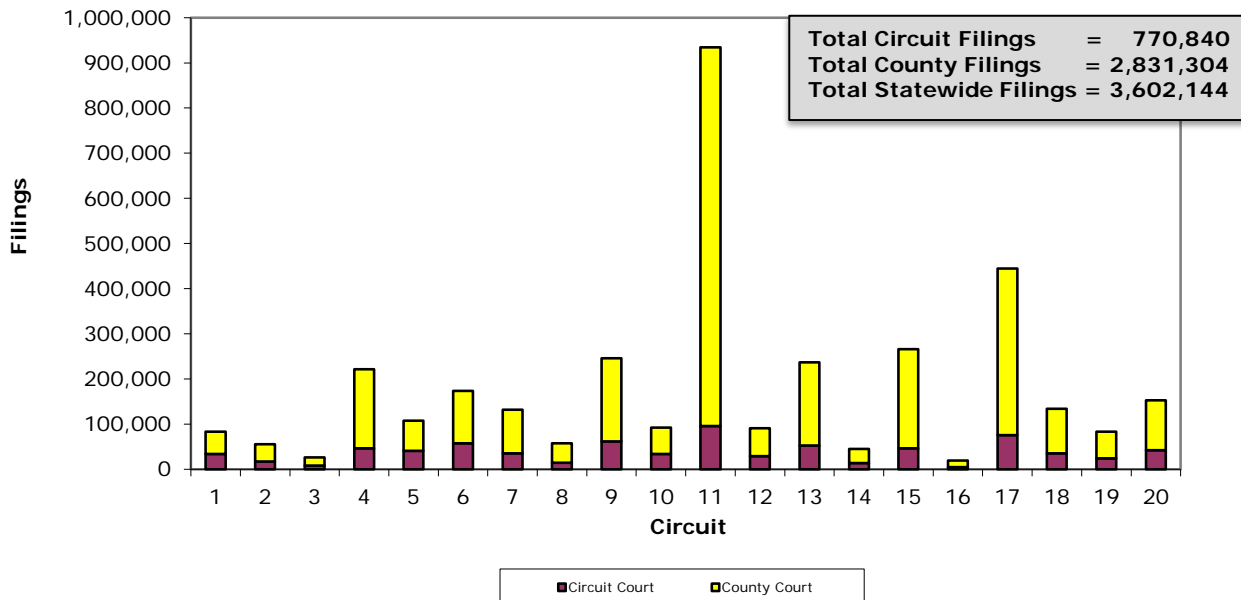
**Family Court includes domestic relations, juvenile delinquency, juvenile dependency, and termination of parental rights.

Overall Statistics ◆ **Filings**

CIRCUIT AND COUNTY COURT FILINGS
FY 2004-05 to FY 2013-14



CIRCUIT AND COUNTY COURT FILINGS
by Circuit
FY 2013-14



CIRCUIT AND COUNTY COURT FILINGS
Statewide by Division and Month
FY 2013-14

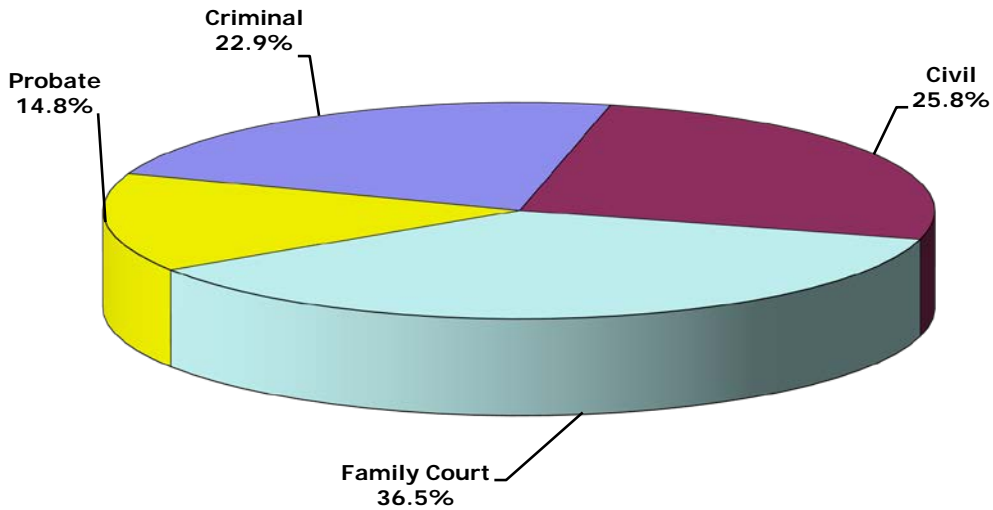
Division	Jul	Aug	Sep	Oct	Nov	Dec	Jan	Feb	Mar	Apr	May	Jun	Total
A. Circuit Court	64,087	66,785	62,214	68,382	58,081	60,063	63,086	61,512	66,767	66,893	65,619	67,351	770,840
1. Criminal	15,564	15,384	14,717	16,254	12,684	13,710	14,205	14,090	14,765	14,693	15,420	15,282	176,768
2. Civil	13,824	17,070	15,752	16,902	16,678	16,465	17,158	15,720	17,074	17,229	16,479	18,507	198,858
3. Family Court*	24,769	24,846	22,958	25,007	20,513	21,251	22,431	22,516	24,710	24,613	23,994	23,560	281,168
4. Probate	9,930	9,485	8,787	10,219	8,206	8,637	9,292	9,186	10,218	10,358	9,726	10,002	114,046
B. County Court	255,658	246,743	235,844	247,065	227,352	222,782	230,814	223,577	240,634	233,259	237,553	230,023	2,831,304
1. Criminal	59,100	61,640	56,825	58,041	52,321	52,527	52,838	51,547	60,229	55,037	56,704	52,745	669,554
2. Civil**	196,558	185,103	179,019	189,024	175,031	170,255	177,976	172,030	180,405	178,222	180,849	177,278	2,161,750
Total	319,745	313,528	298,058	315,447	285,433	282,845	293,900	285,089	307,401	300,152	303,172	297,374	3,602,144

*Family Court filings include domestic relations, juvenile delinquency, juvenile dependency, and termination of parental rights.

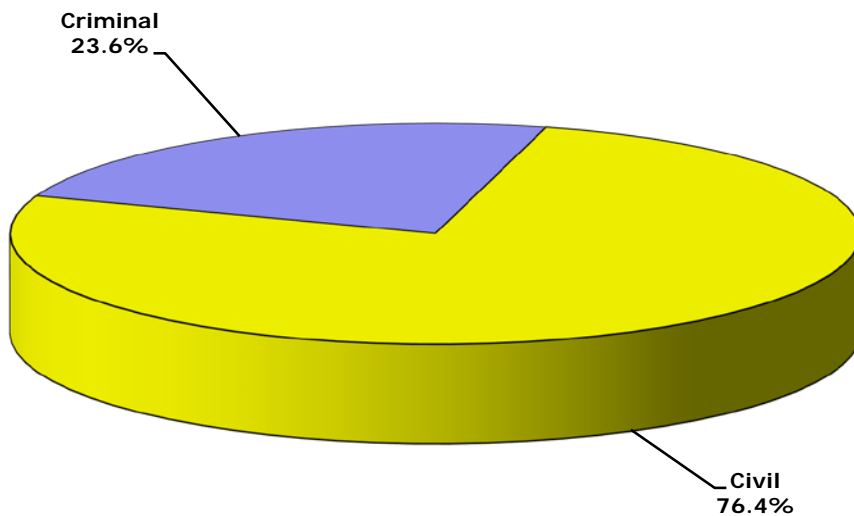
**These data do not include all civil traffic infractions reported to the Florida Court Clerks and Comptrollers by the clerks of court. They only represent those civil traffic infraction filings presided over by a judge or hearing officer.

Overall Statistics ◆ **Filings**

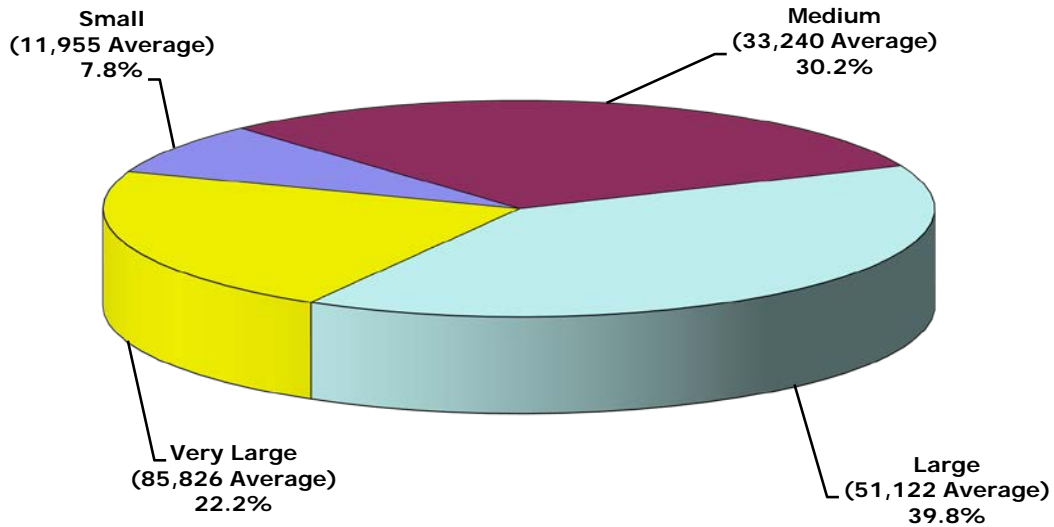
CIRCUIT COURT FILINGS
by Division
FY 2013-14



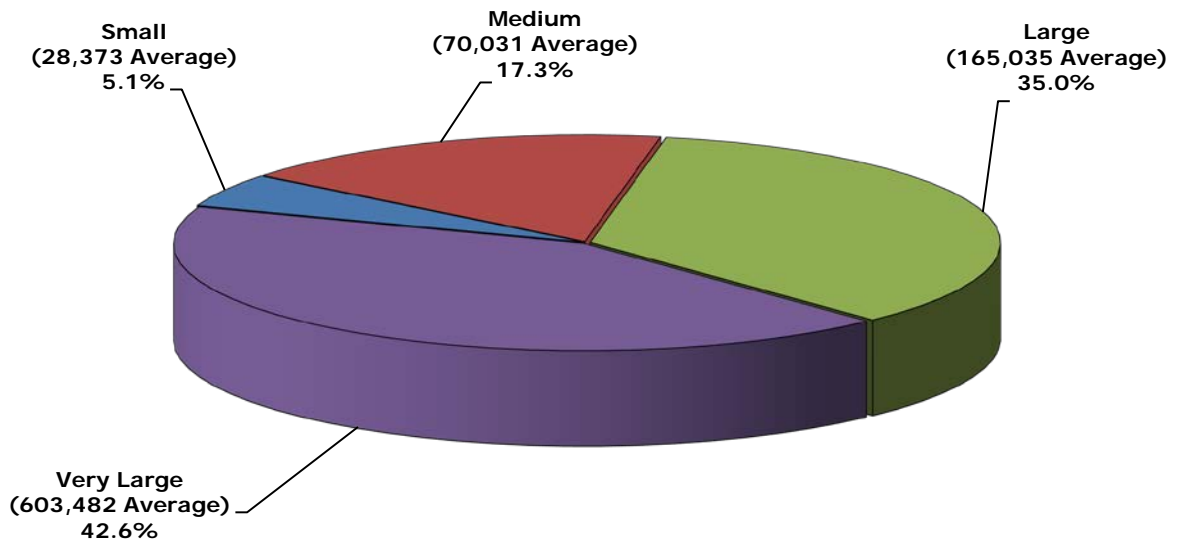
COUNTY COURT FILINGS
by Division
FY 2013-14



CIRCUIT COURT FILINGS by Circuit Size* FY 2013-14



COUNTY COURT FILINGS by Circuit Size* FY 2013-14



*Small Circuits - 2nd, 3rd, 8th, 14th, 16th;
Medium Circuits - 1st, 5th, 7th, 10th, 12th, 18th, 19th;
Large Circuits - 4th, 6th, 9th, 13th, 15th, 20th; and
Very Large Circuits - 11th, 17th (as defined in the Glossary).

Overall Statistics ◆ **Filings**

CIRCUIT AND COUNTY COURT FILINGS
by Circuit/County and Division
FY 2013-14

Circuit/County	Circuit Court					County Court			Total
	Criminal	Civil	Family Court*	Probate	Total	Criminal	Civil**	Total	
Circuit 1	11,362	5,647	12,291	4,780	34,080	23,456	25,836	49,292	83,372
Escambia	6,265	2,234	5,704	2,733	16,936	9,961	10,151	20,112	37,048
Okaloosa	2,726	1,481	3,434	1,156	8,797	6,727	7,434	14,161	22,958
Santa Rosa	1,646	1,159	2,310	617	5,732	3,888	6,185	10,073	15,805
Walton	725	773	843	274	2,615	2,880	2,066	4,946	7,561
Circuit 2	4,459	4,459	5,665	3,034	17,617	12,236	25,616	37,852	55,469
Franklin	251	142	313	75	781	930	734	1,664	2,445
Gadsden	589	336	729	431	2,085	1,490	3,652	5,142	7,227
Jefferson	126	101	174	57	458	385	1,181	1,566	2,024
Leon	3,064	3,476	3,790	2,314	12,644	8,271	18,530	26,801	39,445
Liberty	98	75	129	33	335	229	252	481	816
Wakulla	331	329	530	124	1,314	931	1,267	2,198	3,512
Circuit 3	2,270	1,390	3,842	1,031	8,533	6,290	11,645	17,935	26,468
Columbia	695	526	1,324	392	2,937	2,465	3,690	6,155	9,092
Dixie	198	70	333	87	688	380	896	1,276	1,964
Hamilton	198	135	307	57	697	481	1,005	1,486	2,183
Lafayette	61	50	167	31	309	157	182	339	648
Madison	274	125	300	104	803	775	3,473	4,248	5,051
Suwannee	572	326	970	231	2,099	1,081	1,333	2,414	4,513
Taylor	272	158	441	129	1,000	951	1,066	2,017	3,017
Circuit 4	9,956	10,693	19,632	6,065	46,346	43,397	132,074	175,471	221,817
Clay	2,063	1,555	2,936	550	7,104	4,497	7,395	11,892	18,996
Duval	7,317	8,546	15,509	5,223	36,595	36,071	122,021	158,092	194,687
Nassau	576	592	1,187	292	2,647	2,829	2,658	5,487	8,134

CIRCUIT AND COUNTY COURT FILINGS
by Circuit/County and Division
FY 2013-14

Circuit/County	Circuit Court					County Court			Total
	Criminal	Civil	Family Court*	Probate	Total	Criminal	Civil**	Total	
Circuit 5	9,508	10,677	13,638	7,010	40,833	24,219	42,672	66,891	107,724
Citrus	1,060	1,250	1,871	897	5,078	2,440	3,385	5,825	10,903
Hernando	1,762	2,020	2,541	1,690	8,013	4,300	10,679	14,979	22,992
Lake	2,501	2,576	3,476	1,649	10,202	6,798	15,142	21,940	32,142
Marion	3,555	3,102	5,115	2,361	14,133	9,019	9,755	18,774	32,907
Sumter	630	1,729	635	413	3,407	1,662	3,711	5,373	8,780
Circuit 6	14,776	14,142	19,553	8,816	57,287	46,147	70,487	116,634	173,921
Pasco	3,920	4,801	6,423	2,636	17,780	11,378	19,285	30,663	48,443
Pinellas	10,856	9,341	13,130	6,180	39,507	34,769	51,202	85,971	125,478
Circuit 7	8,421	7,854	13,420	5,690	35,385	39,628	56,729	96,357	131,742
Flagler	718	886	1,301	556	3,461	3,463	2,609	6,072	9,533
Putnam	826	561	1,543	350	3,280	3,351	3,397	6,748	10,028
St. Johns	1,128	1,684	2,512	784	6,108	5,196	7,656	12,852	18,960
Volusia	5,749	4,723	8,064	4,000	22,536	27,618	43,067	70,685	93,221
Circuit 8	4,373	2,603	5,383	2,329	14,688	15,424	27,305	42,729	57,417
Alachua	2,517	1,633	3,205	1,725	9,080	10,870	21,862	32,732	41,812
Baker	453	204	538	140	1,335	1,243	981	2,224	3,559
Bradford	574	234	394	87	1,289	1,199	2,348	3,547	4,836
Gilchrist	238	107	322	67	734	436	415	851	1,585
Levy	458	315	698	183	1,654	1,276	1,384	2,660	4,314
Union	133	110	226	127	596	400	315	715	1,311
Circuit 9	13,891	16,434	25,604	5,590	61,519	49,487	134,657	184,144	245,663
Orange	10,983	12,749	20,639	4,440	48,811	39,171	110,822	149,993	198,804
Osceola	2,908	3,685	4,965	1,150	12,708	10,316	23,835	34,151	46,859

Overall Statistics ◆ **Filings**

CIRCUIT AND COUNTY COURT FILINGS
by Circuit/County and Division
FY 2013-14

Circuit/County	Circuit Court					County Court			Total
	Criminal	Civil	Family Court*	Probate	Total	Criminal	Civil**	Total	
Circuit 10	8,744	6,119	14,360	4,838	34,061	23,609	34,743	58,352	92,413
Hardee	373	155	491	87	1,106	1,204	1,434	2,638	3,744
Highlands	896	735	1,382	987	4,000	2,172	3,146	5,318	9,318
Polk	7,475	5,229	12,487	3,764	28,955	20,233	30,163	50,396	79,351
Circuit 11	16,979	32,145	34,405	12,274	95,803	97,292	741,109	838,401	934,204
Miami-Dade	16,979	32,145	34,405	12,274	95,803	97,292	741,109	838,401	934,204
Circuit 12	6,290	6,258	9,789	6,539	28,876	24,621	37,184	61,805	90,681
Desoto	459	210	629	132	1,430	1,045	1,487	2,532	3,962
Manatee	2,798	2,623	4,942	1,987	12,350	10,274	14,447	24,721	37,071
Sarasota	3,033	3,425	4,218	4,420	15,096	13,302	21,250	34,552	49,648
Circuit 13	11,991	12,847	20,917	7,012	52,767	55,908	127,861	183,769	236,536
Hillsborough	11,991	12,847	20,917	7,012	52,767	55,908	127,861	183,769	236,536
Circuit 14	4,839	2,480	4,713	1,958	13,990	14,863	16,304	31,167	45,157
Bay	3,068	1,709	2,723	1,273	8,773	11,677	10,343	22,020	30,793
Calhoun	250	60	293	66	669	258	613	871	1,540
Gulf	221	158	207	91	677	421	322	743	1,420
Holmes	389	112	288	100	889	657	1,255	1,912	2,801
Jackson	473	293	827	318	1,911	1,244	2,855	4,099	6,010
Washington	438	148	375	110	1,071	606	916	1,522	2,593
Circuit 15	8,718	15,466	14,570	7,802	46,556	45,203	174,459	219,662	266,218
Palm Beach	8,718	15,466	14,570	7,802	46,556	45,203	174,459	219,662	266,218
Circuit 16	1,883	999	1,607	460	4,949	3,845	10,387	14,232	19,181
Monroe	1,883	999	1,607	460	4,949	3,845	10,387	14,232	19,181

CIRCUIT AND COUNTY COURT FILINGS
by Circuit/County and Division
FY 2013-14

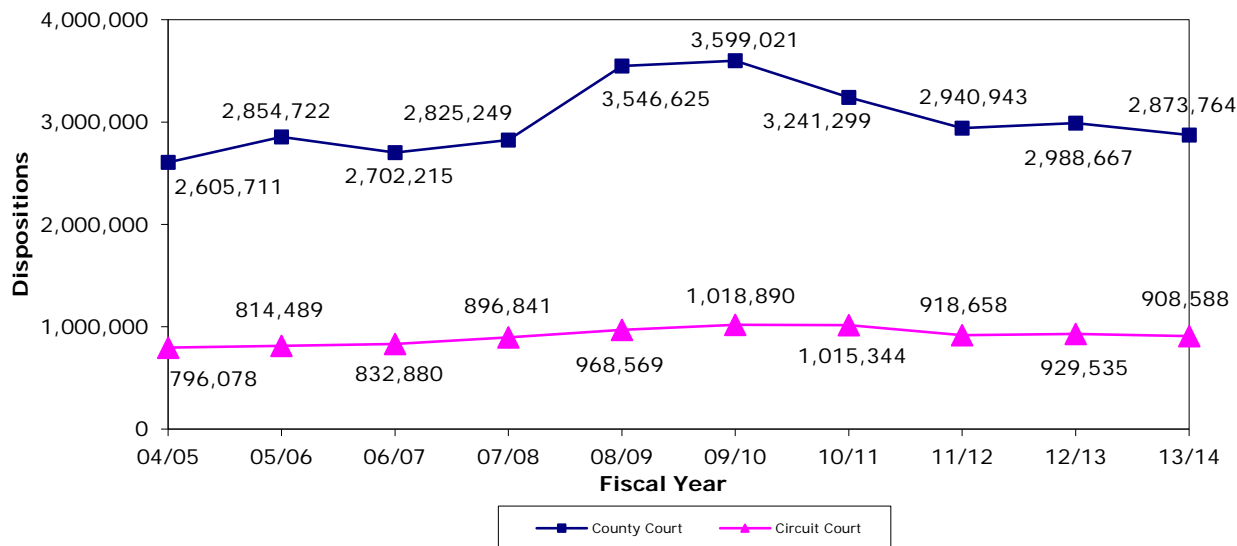
Circuit/County	Circuit Court					County Court			Total
	Criminal	Civil	Family Court*	Probate	Total	Criminal	Civil**	Total	
Circuit 17	14,849	23,660	25,643	11,696	75,848	49,706	318,856	368,562	444,410
Broward	14,849	23,660	25,643	11,696	75,848	49,706	318,856	368,562	444,410
Circuit 18	9,079	8,138	12,614	5,296	35,127	32,551	66,033	98,584	133,711
Brevard	6,023	4,564	7,500	3,034	21,121	19,177	22,648	41,825	62,946
Seminole	3,056	3,574	5,114	2,262	14,006	13,374	43,385	56,759	70,765
Circuit 19	5,879	6,058	8,145	4,236	24,318	19,759	39,179	58,938	83,256
Indian River	1,515	1,336	1,693	1,010	5,554	3,720	6,049	9,769	15,323
Martin	1,411	1,538	1,891	810	5,650	5,259	9,610	14,869	20,519
Okeechobee	614	371	670	176	1,831	1,361	1,477	2,838	4,669
St. Lucie	2,339	2,813	3,891	2,240	11,283	9,419	22,043	31,462	42,745
Circuit 20	8,501	10,789	15,377	7,590	42,257	41,913	68,614	110,527	152,784
Charlotte	2,065	1,550	2,484	1,887	7,986	5,086	5,999	11,085	19,071
Collier	1,473	2,786	3,428	1,975	9,662	8,790	14,922	23,712	33,374
Glades	161	72	122	51	406	467	3,014	3,481	3,887
Hendry	390	250	660	97	1,397	2,055	2,569	4,624	6,021
Lee	4,412	6,131	8,683	3,580	22,806	25,515	42,110	67,625	90,431
Total	176,768	198,858	281,168	114,046	770,840	669,554	2,161,750	2,831,304	3,602,144

*Family Court filings include domestic relations, juvenile delinquency, juvenile dependency, and termination of parental rights.

**These data do not include all civil traffic infractions reported to the Florida Court Clerks and Comptrollers by the clerks of court. They only represent those civil traffic infraction filings presided over by a judge or hearing officer.

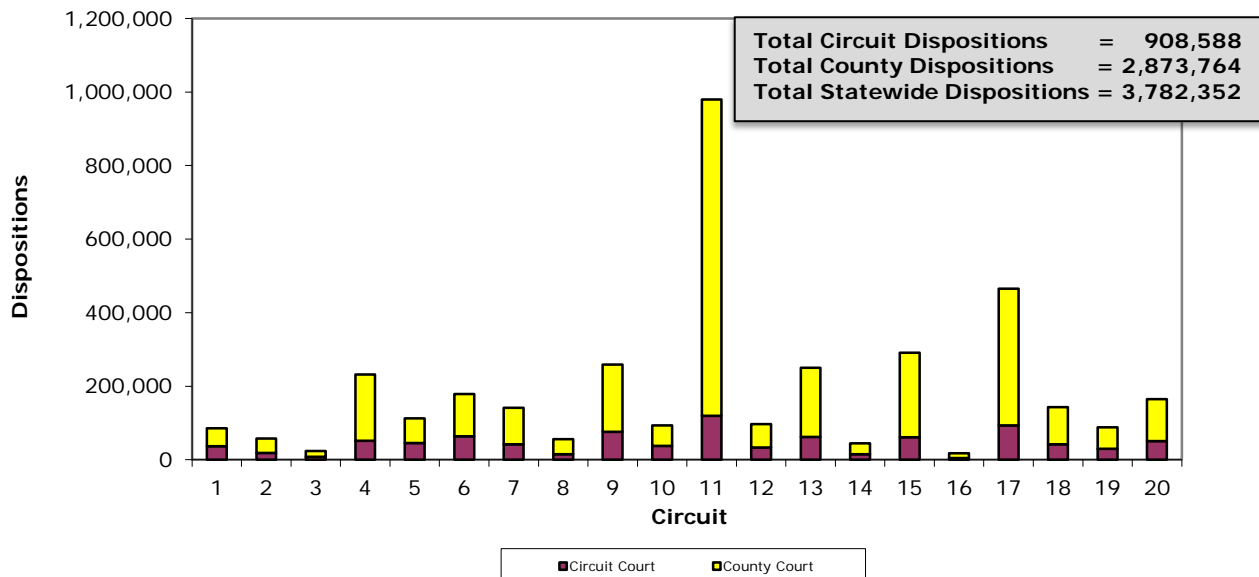
Overall Statistics ♦ Dispositions

**CIRCUIT AND COUNTY COURT DISPOSITIONS*
FY 2004-05 to FY 2013-14**



*In fiscal year 2008-09, the increase in county court dispositions is attributed to a refinement in the methodology used to calculate civil traffic infraction activity. Termination of parental rights dispositions are included in fiscal year 2010-11 forward. The reporting of these dispositions began in January 2010.

**CIRCUIT AND COUNTY COURT DISPOSITIONS
by Circuit
FY 2013-14**



CIRCUIT AND COUNTY COURT DISPOSITIONS
Statewide by Division and Month
FY 2013-14

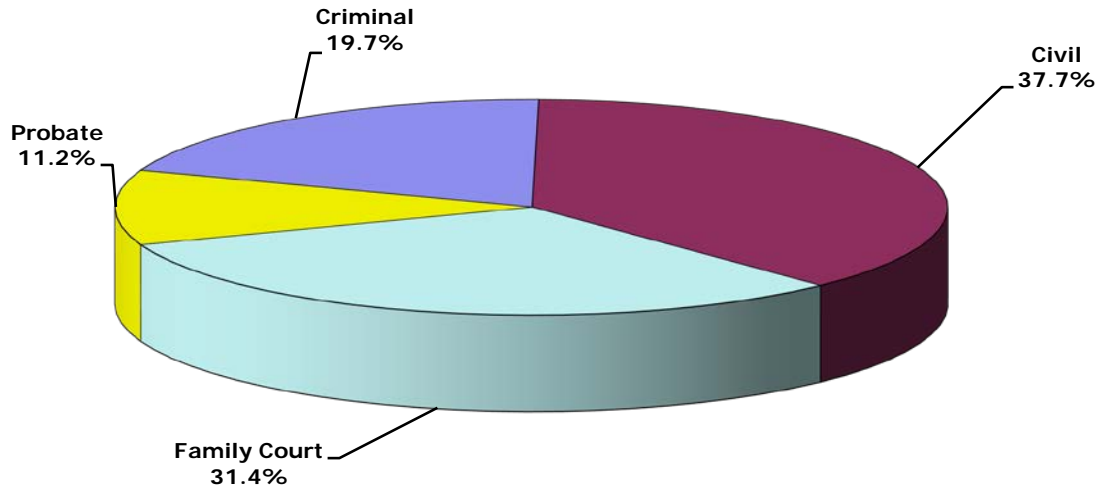
Division	Jul	Aug	Sep	Oct	Nov	Dec	Jan	Feb	Mar	Apr	May	Jun	Total
A. Circuit Court	80,440	81,468	75,341	83,577	69,125	69,122	77,247	71,474	75,940	78,299	74,363	72,192	908,588
1. Criminal	15,610	15,183	14,805	16,753	13,424	12,840	15,048	14,591	15,231	15,853	15,068	14,539	178,945
2. Civil	30,373	31,898	29,423	31,330	27,310	25,650	30,586	27,114	28,453	28,336	26,457	25,252	342,182
3. Family Court*	25,528	25,718	23,326	26,462	21,087	22,601	22,887	21,855	23,383	25,000	24,060	23,438	285,345
4. Probate	8,929	8,669	7,787	9,032	7,304	8,031	8,726	7,914	8,873	9,110	8,778	8,963	102,116
B. County Court	249,306	256,764	235,501	264,016	210,905	211,488	242,528	235,274	242,291	245,988	239,872	239,831	2,873,764
1. Criminal	59,953	62,480	57,991	66,067	51,958	50,535	59,121	55,649	60,019	62,472	61,283	59,653	707,181
2. Civil**	189,353	194,284	177,510	197,949	158,947	160,953	183,407	179,625	182,272	183,516	178,589	180,178	2,166,583
Total	329,746	338,232	310,842	347,593	280,030	280,610	319,775	306,748	318,231	324,287	314,235	312,023	3,782,352

*Family Court dispositions include domestic relations, juvenile delinquency, juvenile dependency, and termination of parental rights. The reporting of termination of parental rights dispositions began in January 2010.

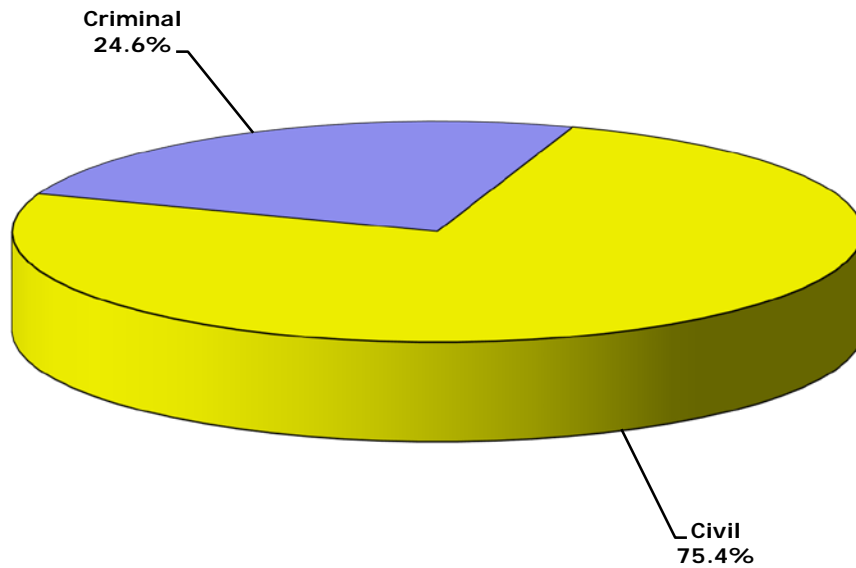
**These data do not include all civil traffic infractions reported to the Florida Court Clerks and Comptrollers by the clerks of court. They only represent those civil traffic infraction dispositions presided over by a judge or hearing officer.

Overall Statistics ◆ **Dispositions**

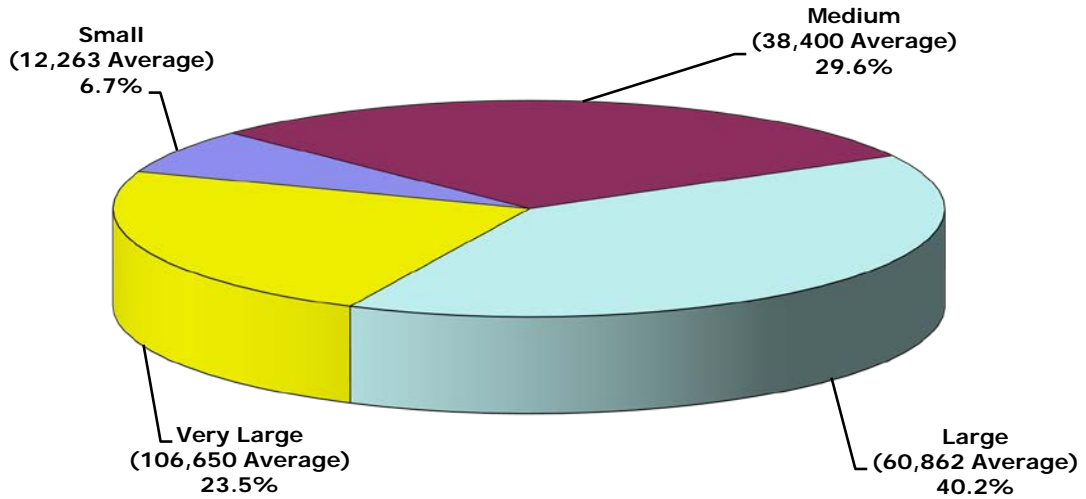
CIRCUIT COURT DISPOSITIONS
by Division
FY 2013-14



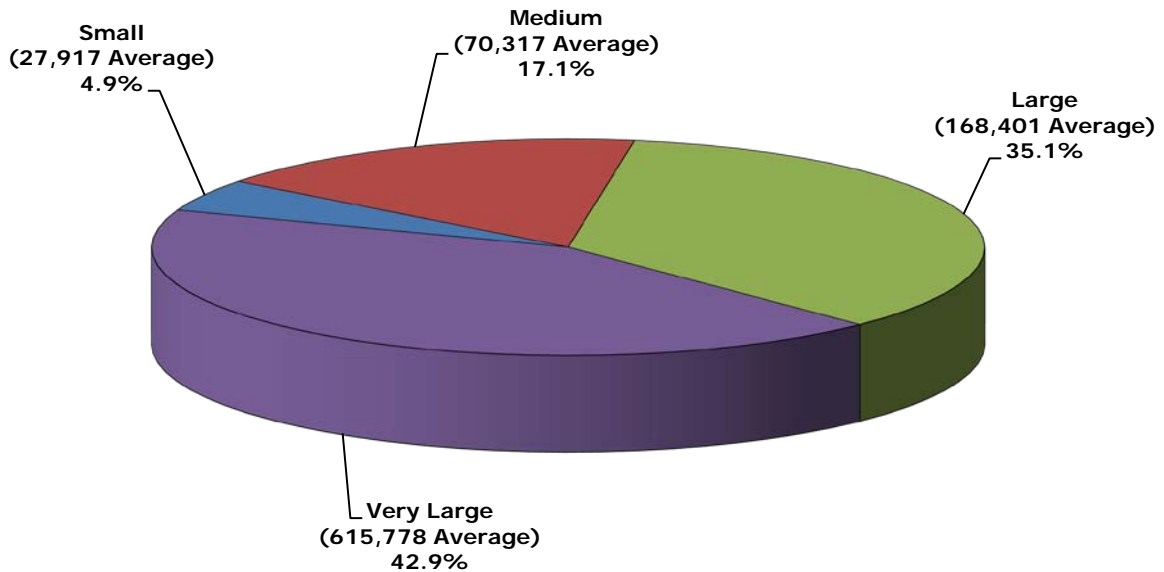
COUNTY COURT DISPOSITIONS
by Division
FY 2013-14



CIRCUIT COURT DISPOSITIONS by Circuit Size* FY 2013-14



COUNTY COURT DISPOSITIONS by Circuit Size* FY 2013-14



*Small Circuits - 2nd, 3rd, 8th, 14th, 16th;
Medium Circuits - 1st, 5th, 7th, 10th, 12th, 18th, 19th;
Large Circuits - 4th, 6th, 9th, 13th, 15th, 20th; and
Very Large Circuits - 11th, 17th (as defined in the Glossary).

Overall Statistics ◆ Dispositions

**CIRCUIT AND COUNTY COURT DISPOSITIONS
by Circuit/County and Division
FY 2013-14**

Circuit/County	Circuit Court					County Court			Total
	Criminal	Civil	Family Court*	Probate	Total	Criminal	Civil**	Total	
Circuit 1	11,796	8,809	12,341	4,384	37,330	24,721	23,950	48,671	86,001
Escambia	6,973	3,455	5,649	2,691	18,768	10,930	9,770	20,700	39,468
Okaloosa	2,517	2,124	3,565	936	9,142	6,894	6,527	13,421	22,563
Santa Rosa	1,551	1,891	2,260	550	6,252	4,032	5,867	9,899	16,151
Walton	755	1,339	867	207	3,168	2,865	1,786	4,651	7,819
Circuit 2	4,600	5,933	5,483	2,796	18,812	13,021	26,095	39,116	57,928
Franklin	248	321	241	37	847	805	675	1,480	2,327
Gadsden	508	498	778	419	2,203	1,672	3,352	5,024	7,227
Jefferson	166	147	111	34	458	408	1,250	1,658	2,116
Leon	3,281	4,272	3,719	2,205	13,477	9,089	19,502	28,591	42,068
Liberty	116	79	89	26	310	232	177	409	719
Wakulla	281	616	545	75	1,517	815	1,139	1,954	3,471
Circuit 3	1,817	1,644	3,666	752	7,879	5,837	10,492	16,329	24,208
Columbia	556	684	1,367	354	2,961	2,437	3,206	5,643	8,604
Dixie	114	67	220	57	458	353	845	1,198	1,656
Hamilton	137	152	182	38	509	401	782	1,183	1,692
Lafayette	47	47	158	1	253	116	167	283	536
Madison	222	138	360	86	806	636	3,448	4,084	4,890
Suwannee	492	367	1,049	136	2,044	988	992	1,980	4,024
Taylor	249	189	330	80	848	906	1,052	1,958	2,806
Circuit 4	10,754	16,743	18,712	5,898	52,107	45,630	134,435	180,065	232,172
Clay	2,309	2,500	2,747	446	8,002	4,765	9,235	14,000	22,002
Duval	7,614	13,389	14,853	5,214	41,070	37,791	122,924	160,715	201,785
Nassau	831	854	1,112	238	3,035	3,074	2,276	5,350	8,385

CIRCUIT AND COUNTY COURT DISPOSITIONS
by Circuit/County and Division
FY 2013-14

Circuit/County	Circuit Court					County Court			Total
	Criminal	Civil	Family Court*	Probate	Total	Criminal	Civil**	Total	
Circuit 5	9,052	15,915	14,228	6,528	45,723	24,200	42,421	66,621	112,344
Citrus	1,112	1,787	1,919	817	5,635	2,386	3,399	5,785	11,420
Hernando	1,908	2,870	2,528	1,644	8,950	4,581	10,043	14,624	23,574
Lake	2,248	4,573	4,163	1,603	12,587	6,901	17,515	24,416	37,003
Marion	3,223	4,839	4,923	2,062	15,047	8,700	8,858	17,558	32,605
Sumter	561	1,846	695	402	3,504	1,632	2,606	4,238	7,742
Circuit 6	15,067	22,083	18,270	8,231	63,651	48,398	66,467	114,865	178,516
Pasco	4,021	7,152	5,959	2,328	19,460	11,633	18,584	30,217	49,677
Pinellas	11,046	14,931	12,311	5,903	44,191	36,765	47,883	84,648	128,839
Circuit 7	8,879	13,835	13,968	5,371	42,053	42,126	56,812	98,938	140,991
Flagler	717	1,783	1,345	393	4,238	3,165	2,350	5,515	9,753
Putnam	941	823	1,500	299	3,563	3,681	3,422	7,103	10,666
St. Johns	1,276	2,443	2,918	785	7,422	5,623	8,077	13,700	21,122
Volusia	5,945	8,786	8,205	3,894	26,830	29,657	42,963	72,620	99,450
Circuit 8	3,959	3,377	5,442	2,110	14,888	16,236	25,395	41,631	56,519
Alachua	2,391	2,226	3,357	1,681	9,655	11,826	20,609	32,435	42,090
Baker	326	242	528	66	1,162	1,062	960	2,022	3,184
Bradford	548	244	446	103	1,341	1,266	1,389	2,655	3,996
Gilchrist	166	125	255	15	561	435	436	871	1,432
Levy	403	413	655	121	1,592	1,293	1,690	2,983	4,575
Union	125	127	201	124	577	354	311	665	1,242
Circuit 9	13,333	31,923	25,363	5,171	75,790	48,701	134,424	183,125	258,915
Orange	10,506	24,360	19,342	4,036	58,244	38,637	111,544	150,181	208,425
Osceola	2,827	7,563	6,021	1,135	17,546	10,064	22,880	32,944	50,490

Overall Statistics ◆ Dispositions

**CIRCUIT AND COUNTY COURT DISPOSITIONS
by Circuit/County and Division
FY 2013-14**

Circuit/County	Circuit Court					County Court			Total
	Criminal	Civil	Family Court*	Probate	Total	Criminal	Civil**	Total	
Circuit 10	8,994	9,945	14,424	4,712	38,075	24,741	30,975	55,716	93,791
Hardee	269	183	439	70	961	1,222	1,424	2,646	3,607
Highlands	821	1,077	1,264	846	4,008	2,146	2,738	4,884	8,892
Polk	7,904	8,685	12,721	3,796	33,106	21,373	26,813	48,186	81,292
Circuit 11	18,377	54,283	35,616	11,716	119,992	105,511	753,942	859,453	979,445
Miami-Dade	18,377	54,283	35,616	11,716	119,992	105,511	753,942	859,453	979,445
Circuit 12	6,280	12,205	9,441	5,991	33,917	25,609	37,461	63,070	96,987
Desoto	376	225	518	82	1,201	970	1,179	2,149	3,350
Manatee	2,922	4,900	4,944	1,802	14,568	10,823	11,723	22,546	37,114
Sarasota	2,982	7,080	3,979	4,107	18,148	13,816	24,559	38,375	56,523
Circuit 13	13,355	20,978	21,445	6,334	62,112	60,291	127,781	188,072	250,184
Hillsborough	13,355	20,978	21,445	6,334	62,112	60,291	127,781	188,072	250,184
Circuit 14	5,032	3,429	5,018	1,661	15,140	14,279	15,017	29,296	44,436
Bay	3,319	2,385	3,308	1,128	10,140	11,165	9,650	20,815	30,955
Calhoun	212	65	252	36	565	166	864	1,030	1,595
Gulf	140	248	193	70	651	383	262	645	1,296
Holmes	341	126	348	92	907	782	759	1,541	2,448
Jackson	552	348	628	302	1,830	1,317	2,659	3,976	5,806
Washington	468	257	289	33	1,047	466	823	1,289	2,336
Circuit 15	8,290	29,882	16,200	6,612	60,984	53,973	175,932	229,905	290,889
Palm Beach	8,290	29,882	16,200	6,612	60,984	53,973	175,932	229,905	290,889
Circuit 16	1,155	1,539	1,430	473	4,597	3,108	10,103	13,211	17,808
Monroe	1,155	1,539	1,430	473	4,597	3,108	10,103	13,211	17,808

CIRCUIT AND COUNTY COURT DISPOSITIONS
by Circuit/County and Division
FY 2013-14

Circuit/County	Circuit Court					County Court			Total
	Criminal	Civil	Family Court*	Probate	Total	Criminal	Civil**	Total	
Circuit 17	15,758	42,777	27,037	7,735	93,307	54,543	317,559	372,102	465,409
Broward	15,758	42,777	27,037	7,735	93,307	54,543	317,559	372,102	465,409
Circuit 18	8,018	16,364	12,822	4,557	41,761	33,864	67,353	101,217	142,978
Brevard	5,015	8,959	7,852	2,306	24,132	20,617	24,536	45,153	69,285
Seminole	3,003	7,405	4,970	2,251	17,629	13,247	42,817	56,064	73,693
Circuit 19	5,807	11,851	8,535	3,751	29,944	19,115	38,873	57,988	87,932
Indian River	1,599	2,164	1,676	889	6,328	3,777	5,990	9,767	16,095
Martin	1,295	2,736	1,998	727	6,756	5,196	9,900	15,096	21,852
Okeechobee	583	566	601	129	1,879	1,510	1,389	2,899	4,778
St. Lucie	2,330	6,385	4,260	2,006	14,981	8,632	21,594	30,226	45,207
Circuit 20	8,622	18,667	15,904	7,333	50,526	43,277	71,096	114,373	164,899
Charlotte	2,277	2,494	2,436	1,734	8,941	5,199	5,611	10,810	19,751
Collier	1,579	5,045	3,545	2,251	12,420	9,084	16,896	25,980	38,400
Glades	159	92	120	9	380	535	2,963	3,498	3,878
Hendry	252	356	488	89	1,185	2,386	2,282	4,668	5,853
Lee	4,355	10,680	9,315	3,250	27,600	26,073	43,344	69,417	97,017
Total	178,945	342,182	285,345	102,116	908,588	707,181	2,166,583	2,873,764	3,782,352

*Family Court dispositions include domestic relations, juvenile delinquency, juvenile dependency, and termination of parental rights. The reporting of termination of parental rights dispositions began in January 2010.

**These data do not include all civil traffic infractions reported to the Florida Court Clerks and Comptrollers by the clerks of court. They only represent those civil traffic infraction dispositions presided over by a judge or hearing officer.