

Circuit Family Court ♦ Overview

The Circuit Family Court includes Domestic Relations, Juvenile Delinquency, and Juvenile Dependency. The Circuit Family Court comprises the following seven categories of family court cases: simplified dissolution, dissolution, child support, other domestic relations, domestic violence, juvenile delinquency, and juvenile dependency. Within these categories are the following case types:

Simplified Dissolution - simplified dissolution

Dissolution - dissolution

Child Support - child support (IV-D and non IV-D), and Uniform Interstate Family Support Act (UIFSA) (IV-D and non IV-D)

Other Domestic Relations - adoption arising out of chapter 63, name change and paternity/disestablishment of paternity, other family court

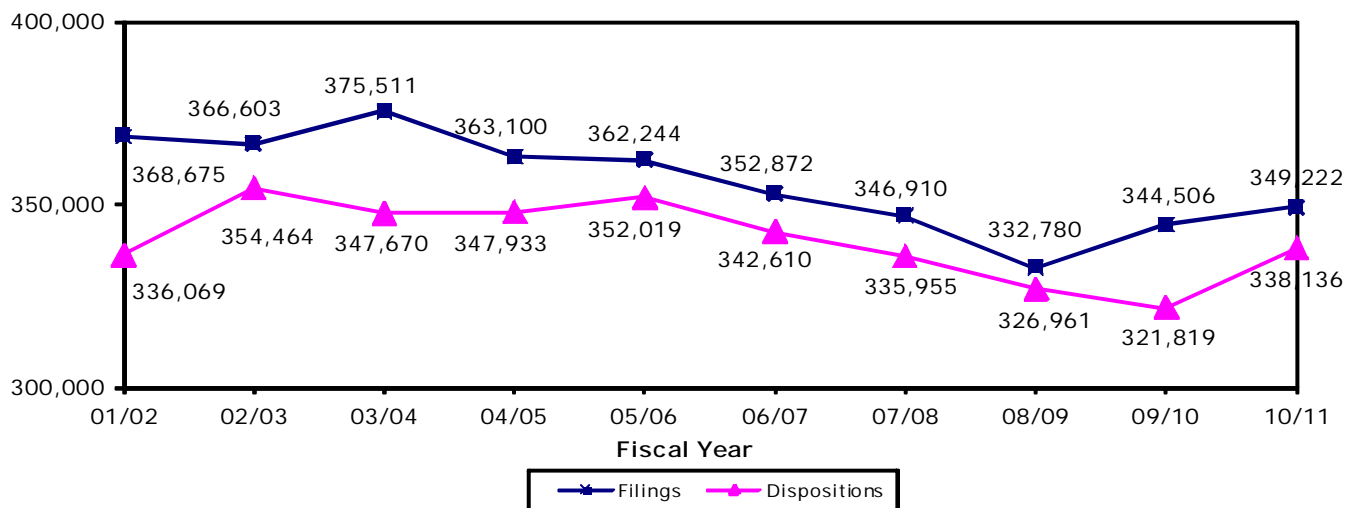
Domestic Violence - domestic violence, repeat violence, sexual violence, and dating violence

Juvenile Delinquency - delinquency

Juvenile Dependency - dependency, termination of parental rights (TPR) arising out of chapter 39, and Children in Need of Services and Families in Need of Services (CINS/FINS)

In the Circuit Family Court, *Filings* correspond to each complaint or petition filed. Dispositions correspond to each complaint or petition disposed. *Jury Trials* are defined as trials in which a group of citizens is impaneled, selected and sworn to determine the issues of fact in a case.

CIRCUIT FAMILY COURT FILINGS & DISPOSITIONS
FY 2001-02 to FY 2010-11*



*The Summary Reporting System began capturing the number of dispositions in Termination of Parental Rights (TPR) cases in January 2010. The filings and dispositions in TPR cases are not included for FY 2001-02 through FY 2009-10.

CIRCUIT FAMILY COURT FILINGS
Statewide by Category, Case Type, and Month
FY 2010-11

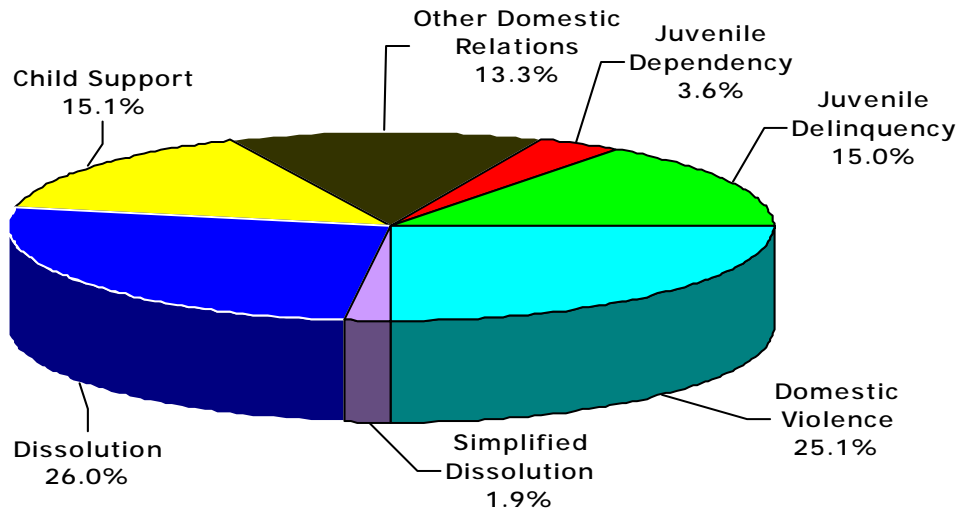
Category/ Case Type	Jul	Aug	Sep	Oct	Nov	Dec	Jan	Feb	Mar	Apr	May	Jun	Total
A. Simplified Dissolution	578	555	565	560	498	447	515	593	684	573	536	577	6,681
1. Simplified Dissolution	578	555	565	560	498	447	515	593	684	573	536	577	6,681
B. Dissolution	7,853	7,448	7,380	7,283	6,788	5,991	6,790	7,931	9,407	8,245	7,760	7,953	90,829
1. Dissolution	7,853	7,448	7,380	7,283	6,788	5,991	6,790	7,931	9,407	8,245	7,760	7,953	90,829
C. Child Support	4,011	4,015	4,263	4,575	4,617	4,380	3,798	4,542	5,048	4,393	4,255	4,801	52,698
1. Child Support	3,588	3,501	3,618	4,061	4,119	3,902	3,285	4,021	4,454	3,855	3,728	4,250	46,382
a. IV-D	3,545	3,439	3,560	4,010	4,057	3,859	3,247	3,984	4,385	3,790	3,675	4,187	45,738
b. Non IV-D	43	62	58	51	62	43	38	37	69	65	53	63	644
2. UIFSA	423	514	645	514	498	478	513	521	594	538	527	551	6,316
a. IV-D	411	491	626	497	492	473	507	507	582	523	516	534	6,159
b. Non IV-D	12	23	19	17	6	5	6	14	12	15	11	17	157
D. Other Domestic Relations	3,835	3,788	3,715	3,609	3,330	3,361	3,262	4,050	4,841	4,161	4,089	4,351	46,392
1. Other Family Court	743	849	752	721	590	554	609	677	810	724	790	805	8,624
2. Adoption Arising out of Chapter 63	402	337	361	355	397	341	369	408	552	403	398	439	4,762
3. Name Change	531	548	526	426	369	380	447	520	653	543	492	577	6,012
4. Paternity / Disestablishment of Paternity	2,159	2,054	2,076	2,107	1,974	2,086	1,837	2,445	2,826	2,491	2,409	2,530	26,994

Circuit Family Court ❖ Filings

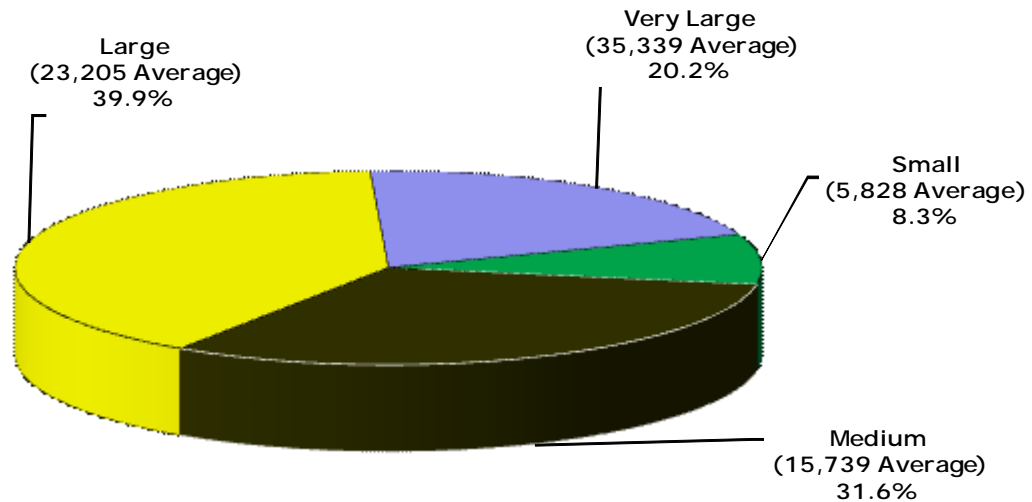
CIRCUIT FAMILY COURT FILINGS, Continued
Statewide by Category, Case Type, and Month
FY 2010-11

Category/ Case Type	Jul	Aug	Sep	Oct	Nov	Dec	Jan	Feb	Mar	Apr	May	Jun	Total
E. Domestic Violence	7,705	7,659	7,523	7,513	6,854	6,105	6,846	6,480	7,737	7,519	7,860	7,987	87,788
1. Domestic Violence	5,146	5,169	4,965	4,918	4,480	4,094	4,609	4,280	5,088	4,959	5,210	5,348	58,266
2. Dating Violence	388	362	361	372	347	331	349	326	387	365	414	392	4,394
3. Repeat Violence	2,107	2,053	2,129	2,132	1,957	1,613	1,813	1,787	2,164	2,116	2,153	2,152	24,176
4. Sexual Violence	64	75	68	91	70	67	75	87	98	79	83	95	952
F. Juvenile Delinquency	4,353	4,014	4,089	3,907	4,134	4,420	4,587	4,103	4,910	4,134	4,839	4,861	52,351
1. Juvenile Delinquency	4,353	4,014	4,089	3,907	4,134	4,420	4,587	4,103	4,910	4,134	4,839	4,861	52,351
G. Juvenile Dependency	1,039	1,010	926	1,001	933	945	1,004	943	1,203	1,215	1,082	1,182	12,483
1. Juvenile Dependency	809	775	689	714	729	698	718	704	924	970	826	941	9,497
2. Termination of Parental Rights	230	235	237	287	204	247	286	239	279	245	256	241	2,986
Total	29,374	28,489	28,461	28,448	27,154	25,649	26,802	28,642	33,830	30,240	30,421	31,712	349,222

CIRCUIT FAMILY COURT FILINGS by Category FY 2010-11



CIRCUIT FAMILY COURT FILINGS by Circuit Size* FY 2010-11



*Small Circuits - 2nd, 3rd, 8th, 14th, 16th;
Medium Circuits - 1st, 5th, 7th, 10th, 12th, 18th, 19th;
Large Circuits- 4th, 6th, 9th, 13th, 15th, 20th;
Very Large Circuits -11th, 17th (as defined in the Glossary).

5

Circuit Family Court ❖ Filings

CIRCUIT FAMILY COURT FILINGS
by Case Type and Circuit
 FY 2010-11

Circuit	Simplified Dissolution	Dissolution	Child Support	UIFSA	Other Domestic Relations	Domestic Violence	Repeat Violence	Juvenile Delinquency	Juvenile Dependency	Termination of Parental Rights	Total
1	445	3,672	2,159	273	1,779	3,148	1,823	2,095	710	168	16,272
2	218	1,631	795	68	1,232	1,130	693	1,190	259	75	7,291
3	69	952	1,076	118	588	978	506	600	87	23	4,997
4	219	6,224	4,062	351	1,746	4,326	2,658	3,621	502	258	23,967
5	308	4,993	3,699	290	2,471	3,180	1,507	2,652	600	153	19,853
6	786	4,919	2,631	137	2,956	4,987	2,339	3,580	772	259	23,366
7	187	3,991	1,883	508	2,457	2,854	1,424	2,581	517	178	16,580
8	235	1,363	2,142	145	1,373	1,085	510	1,099	215	85	8,252
9	399	7,648	3,908	432	5,133	4,376	2,041	5,238	773	163	30,111
10	247	3,116	3,271	425	2,333	3,149	1,462	3,292	610	129	18,034
11	549	14,703	4,150	991	5,456	5,879	2,806	5,096	675	376	40,681
12	289	2,850	2,467	942	1,529	2,156	1,030	1,634	433	149	13,479
13	410	6,223	3,246	556	4,105	5,051	2,766	3,932	862	278	27,429
14	55	1,775	1,257	338	702	1,187	392	1,033	226	49	7,014
15	607	5,482	1,738	182	2,690	2,292	913	2,423	378	150	16,855
16	76	621	47	1	117	261	218	182	50	13	1,586
17	947	8,837	2,592	6	3,910	5,396	2,918	4,868	403	119	29,996
18	273	4,285	1,814	182	2,337	2,691	1,258	2,351	458	100	15,749
19	160	2,587	1,092	277	1,426	1,300	534	2,168	518	146	10,208
20	202	4,957	2,353	94	2,052	2,840	1,724	2,716	449	115	17,502
Total	6,681	90,829	46,382	6,316	46,392	58,266	29,522	52,351	9,497	2,986	349,222

CIRCUIT FAMILY COURT FILINGS
by Category and Circuit/County
 FY 2010-11

Circuit/ County	Simplified Dissolution	Dissolution	Child Support	Other Domestic Relations	Domestic Violence	Juvenile Delinquency	Juvenile Dependency	Total
Circuit 1	445	3,672	2,432	1,779	4,971	2,095	878	16,272
Escambia	142	1,419	1,149	1,029	2,687	1,122	417	7,965
Okaloosa	160	1,210	804	344	1,008	454	233	4,213
Santa Rosa	103	756	325	289	910	419	179	2,981
Walton	40	287	154	117	366	100	49	1,113
Circuit 2	218	1,631	863	1,232	1,823	1,190	334	7,291
Franklin	12	52	57	24	103	57	30	335
Gadsden	8	204	115	139	261	131	23	881
Jefferson	1	46	80	9	69	12	9	226
Leon	167	1,107	441	978	1,171	851	245	4,960
Liberty	8	42	26	14	54	6	3	153
Wakulla	22	180	144	68	165	133	24	736
Circuit 3	69	952	1,194	588	1,484	600	110	4,997
Columbia	36	403	466	240	514	197	59	1,915
Dixie	3	84	91	63	118	28	3	390
Hamilton	7	55	93	62	99	30	6	352
Lafayette	2	43	48	21	48	24	3	189
Madison	7	66	108	29	103	51	6	370
Suwannee	11	194	314	125	389	240	22	1,295
Taylor	3	107	74	48	213	30	11	486
Circuit 4	219	6,224	4,413	1,746	6,984	3,621	760	23,967
Clay	41	992	709	270	641	914	98	3,665
Duval	161	4,846	3,615	1,335	5,755	2,580	623	18,915
Nassau	17	386	89	141	588	127	39	1,387

Circuit Family Court ❖ Filings

CIRCUIT FAMILY COURT FILINGS, Continued
by Category and Circuit/County
 FY 2010-11

Circuit/ County	Simplified Dissolution	Dissolution	Child Support	Other Domestic Relations	Domestic Violence	Juvenile Delinquency	Juvenile Dependency	Total
Circuit 5	308	4,993	3,989	2,471	4,687	2,652	753	19,853
Citrus	79	1,160	584	305	913	241	145	3,427
Hernando	33	721	801	197	1,093	554	160	3,559
Lake	46	1,291	962	760	821	870	167	4,917
Marion	129	1,589	1,468	1,049	1,662	916	243	7,056
Sumter	21	232	174	160	198	71	38	894
Circuit 6	786	4,919	2,768	2,956	7,326	3,580	1,031	23,366
Pasco	250	1,763	775	1,023	2,619	1,147	139	7,716
Pinellas	536	3,156	1,993	1,933	4,707	2,433	892	15,650
Circuit 7	187	3,991	2,391	2,457	4,278	2,581	695	16,580
Flagler	21	460	392	207	605	313	86	2,084
Putnam	12	368	452	321	480	284	60	1,977
St. Johns	0	899	663	294	459	531	91	2,937
Volusia	154	2,264	884	1,635	2,734	1,453	458	9,582
Circuit 8	235	1,363	2,287	1,373	1,595	1,099	300	8,252
Alachua	153	772	1,176	1,074	1,001	714	203	5,093
Baker	23	133	235	32	126	111	28	688
Bradford	28	124	171	96	109	79	20	627
Gilchrist	8	91	163	68	69	26	3	428
Levy	12	181	467	61	199	101	45	1,066
Union	11	62	75	42	91	68	1	350
Circuit 9	399	7,648	4,340	5,133	6,417	5,238	936	30,111
Orange	366	5,754	3,113	4,318	4,854	3,877	637	22,919
Osceola	33	1,894	1,227	815	1,563	1,361	299	7,192

CIRCUIT FAMILY COURT FILINGS, Continued
by Category and Circuit/County
 FY 2010-11

Circuit/ County	Simplified Dissolution	Dissolution	Child Support	Other Domestic Relations	Domestic Violence	Juvenile Delinquency	Juvenile Dependency	Total
Circuit 10	247	3,116	3,696	2,333	4,611	3,292	739	18,034
Hardee	2	121	89	98	135	126	15	586
Highlands	48	324	376	218	366	552	80	1,964
Polk	197	2,671	3,231	2,017	4,110	2,614	644	15,484
Circuit 11	549	14,703	5,141	5,456	8,685	5,096	1,051	40,681
Miami-Dade	549	14,703	5,141	5,456	8,685	5,096	1,051	40,681
Circuit 12	289	2,850	3,409	1,529	3,186	1,634	582	13,479
Desoto	13	120	288	12	193	95	36	757
Manatee	104	1,184	1,460	871	1,535	780	282	6,216
Sarasota	172	1,546	1,661	646	1,458	759	264	6,506
Circuit 13	410	6,223	3,802	4,105	7,817	3,932	1,140	27,429
Hillsborough	410	6,223	3,802	4,105	7,817	3,932	1,140	27,429
Circuit 14	55	1,775	1,595	702	1,579	1,033	275	7,014
Bay	48	1,144	766	509	767	757	165	4,156
Calhoun	1	96	96	48	90	21	20	372
Gulf	1	62	99	0	74	46	8	290
Holmes	2	116	109	45	131	43	13	459
Jackson	3	257	357	71	340	122	50	1,200
Washington	0	100	168	29	177	44	19	537
Circuit 15	607	5,482	1,920	2,690	3,205	2,423	528	16,855
Palm Beach	607	5,482	1,920	2,690	3,205	2,423	528	16,855
Circuit 16	76	621	48	117	479	182	63	1,586
Monroe	76	621	48	117	479	182	63	1,586

Circuit Family Court ❖ Filings

**CIRCUIT FAMILY COURT FILINGS, Continued
by Category and Circuit/County
FY 2010-11**

Circuit/ County	Simplified Dissolution	Dissolution	Child Support	Other Domestic Relations	Domestic Violence	Juvenile Delinquency	Juvenile Dependency	Total
Circuit 17	947	8,837	2,598	3,910	8,314	4,868	522	29,996
Broward	947	8,837	2,598	3,910	8,314	4,868	522	29,996
Circuit 18	273	4,285	1,996	2,337	3,949	2,351	558	15,749
Brevard	76	2,432	1,038	1,354	2,568	1,294	363	9,125
Seminole	197	1,853	958	983	1,381	1,057	195	6,624
Circuit 19	160	2,587	1,369	1,426	1,834	2,168	664	10,208
Indian River	40	616	193	270	373	437	131	2,060
Martin	30	617	203	307	426	369	97	2,049
Okeechobee	17	142	175	135	165	285	62	981
St. Lucie	73	1,212	798	714	870	1,077	374	5,118
Circuit 20	202	4,957	2,447	2,052	4,564	2,716	564	17,502
Charlotte	82	592	593	230	870	548	80	2,995
Collier	96	1,261	378	407	917	719	208	3,986
Glades	6	37	60	11	91	35	2	242
Hendry	18	101	264	105	189	189	19	885
Lee	0	2,966	1,152	1,299	2,497	1,225	255	9,394
State Total	6,681	90,829	52,698	46,392	87,788	52,351	12,483	349,222

CIRCUIT FAMILY COURT DISPOSITIONS
Statewide by Category, Case Type, and Month
FY 2010-11

Category/ Case Type	Jul	Aug	Sep	Oct	Nov	Dec	Jan	Feb	Mar	Apr	May	Jun	Total
A. Simplified Dissolution	587	582	524	602	583	531	498	529	632	562	578	593	6,801
1. Simplified Dissolution	587	582	524	602	583	531	498	529	632	562	578	593	6,801
B. Dissolution	7,166	7,611	7,426	7,212	6,796	7,086	6,649	6,976	8,019	7,394	8,337	8,223	88,895
1. Dissolution	7,166	7,611	7,426	7,212	6,796	7,086	6,649	6,976	8,019	7,394	8,337	8,223	88,895
C. Child Support	3,847	4,012	3,917	3,940	3,718	3,510	3,951	4,016	4,258	3,770	4,456	4,423	47,818
1. Child Support	3,434	3,634	3,424	3,458	3,360	3,180	3,591	3,602	3,856	3,418	4,040	4,034	43,031
a. IV-D	2,892	3,290	3,097	3,187	3,155	2,926	3,352	3,385	3,675	3,232	3,883	3,871	39,945
b. Non IV-D	52	44	48	47	51	52	58	70	55	42	71	38	628
c. General Child Support*	490	300	279	224	154	202	181	147	126	144	86	125	2,458
2. UIFSA	413	378	493	482	358	330	360	414	402	352	416	389	4,787
a. IV-D	306	326	443	431	341	307	339	384	388	335	399	368	4,367
b. Non IV-D	4	14	12	2	2	7	2	11	5	5	5	14	83
c. General UIFSA*	103	38	38	49	15	16	19	19	9	12	12	7	337
D. Other Domestic Relations	3,367	3,604	3,479	3,536	3,331	3,238	3,135	3,239	3,713	3,324	3,621	3,806	41,393
1. Other Family Court	698	597	616	565	519	572	505	572	593	542	620	610	7,009
2. Adoption Arising out of Chapter 63	326	392	338	331	337	411	278	329	356	325	360	412	4,195
3. Name Change	400	510	466	517	404	401	433	406	493	470	463	523	5,486
4. Paternity / Disestablishment of Paternity	1,637	1,812	1,791	1,922	1,913	1,654	1,754	1,813	2,152	1,869	2,042	2,066	22,425
5. General Other Domestic Relations*	306	293	268	201	158	200	165	119	119	118	136	195	2,278

Circuit Family Court ❖ Dispositions

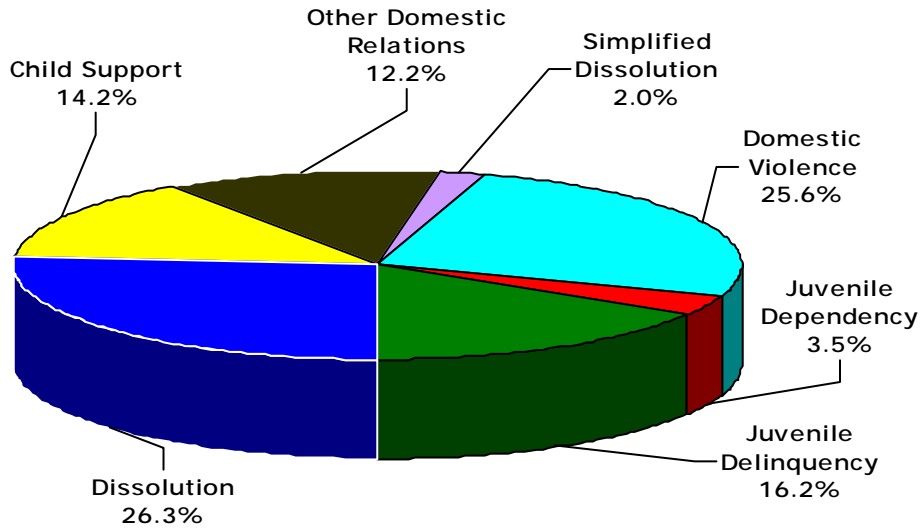
CIRCUIT FAMILY COURT DISPOSITIONS, Continued
Statewide by Category, Case Type, and Month
 FY 2010-11

Category/ Case Type	Jul	Aug	Sep	Oct	Nov	Dec	Jan	Feb	Mar	Apr	May	Jun	Total
E. Domestic Violence	7,638	7,560	7,459	7,067	7,319	6,315	6,181	6,365	7,700	7,107	7,907	7,960	86,578
1. Domestic Violence	5,080	5,088	5,079	4,573	4,799	4,210	4,168	4,219	5,121	4,709	5,170	5,317	57,533
2. Dating Violence	385	362	341	358	371	340	319	320	383	353	405	423	4,360
3. Repeat Violence	2,113	2,040	1,964	2,053	2,065	1,693	1,631	1,742	2,098	1,970	2,242	2,137	23,748
4. Sexual Violence	57	67	67	74	79	71	62	80	91	71	88	78	885
5. General Repeat Violence*	3	3	8	9	5	1	1	4	7	4	2	5	52
F. Juvenile Delinquency	4,324	5,242	4,750	4,424	4,035	4,001	4,520	4,433	5,030	4,401	4,597	4,943	54,700
1. Juvenile Delinquency	4,324	5,242	4,750	4,424	4,035	4,001	4,520	4,433	5,030	4,401	4,597	4,943	54,700
G. Juvenile Dependency	2,329	826	889	847	842	792	783	896	907	881	951	1,008	11,951
1. Juvenile Dependency	2,140	672	671	664	659	629	597	692	687	681	745	792	9,629
3. Termination of Parental Rights**	167	144	213	177	177	161	182	202	219	191	202	210	2,245
2. General Juvenile Dependency*	22	10	5	6	6	2	4	2	1	9	4	6	77
Total	29,258	29,437	28,444	27,628	26,624	25,473	25,717	26,454	30,259	27,439	30,447	30,956	338,136

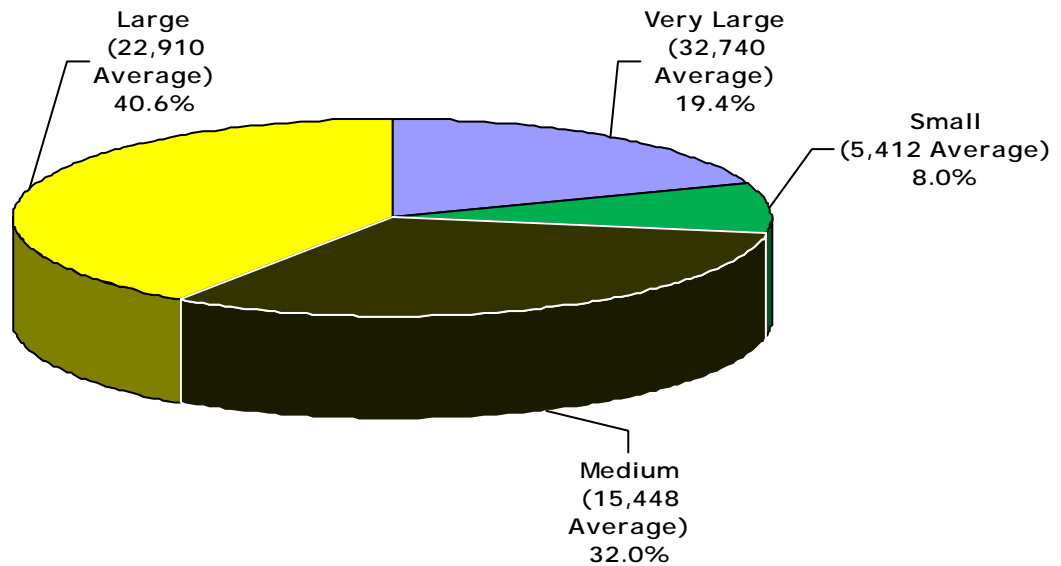
*The Summary Reporting System began capturing more detailed case type data in January 2010. Unfortunately, the capability for reporting each disposition for these detailed case types may not be attained until January 2013. As a result, five case types (General Child Support, General UIFSA, General Other Domestic Relations, General Repeat Violence, and General Juvenile Dependency) were created to capture the dispositions for the detailed case types that cannot be discerned at this time.

**The Summary Reporting System began capturing the number of dispositions in Termination of Parental Rights cases in January 2010.

CIRCUIT FAMILY COURT DISPOSITIONS
by Category
FY 2010-11



CIRCUIT FAMILY COURT DISPOSITIONS
by Circuit Size*
FY 2010-11



*Small Circuits - 2nd, 3rd, 8th, 14th, 16th;
Medium Circuits - 1st, 5th, 7th, 10th, 12th, 18th, 19th;
Large Circuits - 4th, 6th, 9th, 13th, 15th, 20th;
Very Large Circuits - 11th, 17th (as defined in the Glossary).

Circuit Family Court ❖ Dispositions

**CIRCUIT FAMILY COURT DISPOSITIONS
by Case Type and Circuit
FY 2010-11**

Circuit	Simplified Dissolution	Dissolution	Child Support	UIFSA	Other Domestic Relations	Domestic Violence	Repeat Violence	Juvenile Delinquency	Juvenile Dependency	Termination of Parental Rights*	Total
1	455	3,406	2,601	293	1,737	2,977	1,744	2,068	545	128	15,954
2	211	1,430	522	32	944	1,067	631	1,098	262	25	6,222
3	60	973	1,115	80	641	939	435	510	67	8	4,828
4	230	6,289	3,499	355	2,213	4,371	2,675	3,894	439	209	24,174
5	310	5,016	3,894	203	2,519	3,052	1,463	2,964	412	113	19,946
6	771	4,555	2,433	128	2,227	4,897	2,314	2,876	936	274	21,411
7	199	3,954	1,766	373	2,455	2,818	1,441	2,644	526	135	16,311
8	240	1,350	2,302	77	1,413	1,033	498	940	159	63	8,075
9	407	7,211	4,072	551	4,875	4,335	2,042	5,025	609	66	29,193
10	261	2,993	3,182	396	1,964	3,194	1,452	3,488	605	183	17,718
11	546	14,808	2,742	182	3,582	6,084	2,763	4,607	668	584	36,566
12	290	2,723	2,089	792	909	2,146	999	1,778	327	114	12,167
13	451	6,375	3,145	536	4,318	4,903	2,687	4,987	2,163	95	29,660
14	51	1,617	1,173	123	620	1,144	373	1,031	204	28	6,364
15	632	5,460	1,392	249	2,370	2,468	1,023	2,330	185	6	16,115
16	72	634	37	1	99	249	217	218	33	13	1,573
17	987	8,587	2,506	10	3,589	5,181	2,889	4,843	310	11	28,913
18	268	4,029	1,745	186	1,860	2,579	1,159	2,979	503	68	15,376
19	167	2,474	1,158	139	1,348	1,274	536	3,083	430	53	10,662
20	193	5,011	1,658	81	1,710	2,822	1,704	3,337	323	69	16,908
Total	6,801	88,895	43,031	4,787	41,393	57,533	29,045	54,700	9,706	2,245	338,136

*Termination of Parental Rights dispositions are included for fiscal year 2010-11. The reporting of these dispositions began in January 2010.



CIRCUIT FAMILY COURT DISPOSITIONS
by Category and Circuit/County
 FY 2010-11

Circuit/ County	Simplified Dissolution	Dissolution	Child Support	Other Domestic Relations	Domestic Violence	Juvenile Delinquency	Juvenile Dependency*	Total
Circuit 1	455	3,406	2,894	1,737	4,721	2,068	673	15,954
Escambia	136	1,229	1,462	993	2,618	977	429	7,844
Okaloosa	173	1,210	921	373	891	506	68	4,142
Santa Rosa	112	685	352	265	839	496	153	2,902
Walton	34	282	159	106	373	89	23	1,066
Circuit 2	211	1,430	554	944	1,698	1,098	287	6,222
Franklin	13	64	31	14	84	23	18	247
Gadsden	11	181	81	81	274	124	20	772
Jefferson	2	39	24	6	64	16	5	156
Leon	152	915	276	752	1,059	847	219	4,220
Liberty	8	42	13	11	53	1	6	134
Wakulla	25	189	129	80	164	87	19	693
Circuit 3	60	973	1,195	641	1,374	510	75	4,828
Columbia	36	423	471	249	511	187	37	1,914
Dixie	2	47	64	42	101	14	1	271
Hamilton	5	32	73	59	102	41	1	313
Lafayette	1	35	36	21	41	24	1	159
Madison	6	69	113	27	99	65	4	383
Suwannee	7	266	348	192	370	142	27	1,352
Taylor	3	101	90	51	150	37	4	436
Circuit 4	230	6,289	3,854	2,213	7,046	3,894	648	24,174
Clay	44	1,039	682	313	641	898	16	3,633
Duval	162	4,910	3,091	1,775	5,815	2,833	599	19,185
Nassau	24	340	81	125	590	163	33	1,356

Circuit Family Court ❖ Dispositions

CIRCUIT FAMILY COURT DISPOSITIONS, Continued
by Category and Circuit/County
 FY 2010-11

Circuit/ County	Simplified Dissolution	Dissolution	Child Support	Other Domestic Relations	Domestic Violence	Juvenile Delinquency	Juvenile Dependency*	Total
Circuit 5	310	5,016	4,097	2,519	4,515	2,964	525	19,946
Citrus	69	1,157	464	279	884	253	97	3,203
Hernando	31	702	810	186	1,085	824	114	3,752
Lake	46	1,281	1,002	797	833	726	146	4,831
Marion	144	1,647	1,634	1,103	1,513	1,081	151	7,273
Sumter	20	229	187	154	200	80	17	887
Circuit 6	771	4,555	2,561	2,227	7,211	2,876	1,210	21,411
Pasco	251	1,340	467	540	2,588	1,012	321	6,519
Pinellas	520	3,215	2,094	1,687	4,623	1,864	889	14,892
Circuit 7	199	3,954	2,139	2,455	4,259	2,644	661	16,311
Flagler	23	370	173	102	604	435	53	1,760
Putnam	15	433	585	484	491	359	53	2,420
St. Johns	0	882	507	312	423	514	91	2,729
Volusia	161	2,269	874	1,557	2,741	1,336	464	9,402
Circuit 8	240	1,350	2,379	1,413	1,531	940	222	8,075
Alachua	155	712	1,378	1,112	947	588	166	5,058
Baker	20	124	209	54	116	88	7	618
Bradford	28	168	155	90	105	82	13	641
Gilchrist	10	92	144	47	66	42	3	404
Levy	15	172	418	68	203	88	31	995
Union	12	82	75	42	94	52	2	359
Circuit 9	407	7,211	4,623	4,875	6,377	5,025	675	29,193
Orange	384	5,643	3,153	3,940	4,844	3,456	422	21,842
Osceola	23	1,568	1,470	935	1,533	1,569	253	7,351

CIRCUIT FAMILY COURT DISPOSITIONS, Continued
by Category and Circuit/County
 FY 2010-11

Circuit/ County	Simplified Dissolution	Dissolution	Child Support	Other Domestic Relations	Domestic Violence	Juvenile Delinquency	Juvenile Dependency*	Total
Circuit 10	261	2,993	3,578	1,964	4,646	3,488	788	17,718
Hardee	9	112	69	90	118	175	10	583
Highlands	42	311	353	162	418	693	85	2,064
Polk	210	2,570	3,156	1,712	4,110	2,620	693	15,071
Circuit 11	546	14,808	2,924	3,582	8,847	4,607	1,252	36,566
Miami-Dade	546	14,808	2,924	3,582	8,847	4,607	1,252	36,566
Circuit 12	290	2,723	2,881	909	3,145	1,778	441	12,167
Desoto	13	122	291	18	223	94	40	801
Manatee	106	1,089	1,179	299	1,493	711	186	5,063
Sarasota	171	1,512	1,411	592	1,429	973	215	6,303
Circuit 13	451	6,375	3,681	4,318	7,590	4,987	2,258	29,660
Hillsborough	451	6,375	3,681	4,318	7,590	4,987	2,258	29,660
Circuit 14	51	1,617	1,296	620	1,517	1,031	232	6,364
Bay	43	1,028	449	441	726	866	105	3,658
Calhoun	2	125	117	55	94	10	9	412
Gulf	0	62	102	4	68	24	3	263
Holmes	2	106	125	48	122	41	35	479
Jackson	3	230	347	45	346	59	54	1,084
Washington	1	66	156	27	161	31	26	468
Circuit 15	632	5,460	1,641	2,370	3,491	2,330	191	16,115
Palm Beach	632	5,460	1,641	2,370	3,491	2,330	191	16,115
Circuit 16	72	634	38	99	466	218	46	1,573
Monroe	72	634	38	99	466	218	46	1,573

Circuit Family Court ♦ Dispositions

CIRCUIT FAMILY COURT DISPOSITIONS, Continued
by Category and Circuit/County
 FY 2010-11

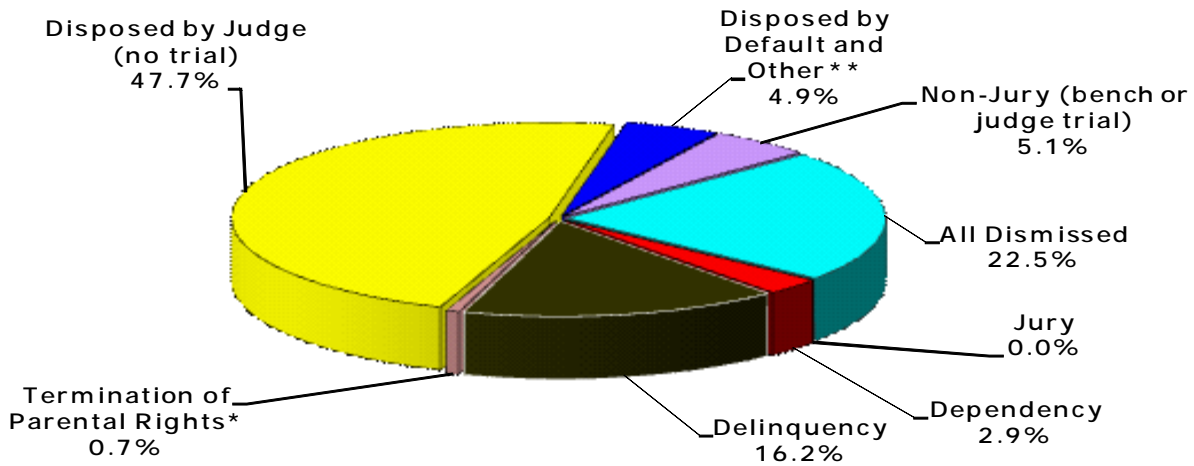
Circuit/ County	Simplified Dissolution	Dissolution	Child Support	Other Domestic Relations	Domestic Violence	Juvenile Delinquency	Juvenile Dependency*	Total
Circuit 17	987	8,587	2,516	3,589	8,070	4,843	321	28,913
Broward	987	8,587	2,516	3,589	8,070	4,843	321	28,913
Circuit 18	268	4,029	1,931	1,860	3,738	2,979	571	15,376
Brevard	69	2,197	952	927	2,367	1,875	389	8,776
Seminole	199	1,832	979	933	1,371	1,104	182	6,600
Circuit 19	167	2,474	1,297	1,348	1,810	3,083	483	10,662
Indian River	42	614	222	258	378	1,003	99	2,616
Martin	19	548	233	273	440	288	44	1,845
Okeechobee	30	154	150	105	137	110	56	742
St. Lucie	76	1,158	692	712	855	1,682	284	5,459
Circuit 20	193	5,011	1,739	1,710	4,526	3,337	392	16,908
Charlotte	70	525	325	162	837	1,152	35	3,106
Collier	101	1,164	284	386	946	653	161	3,695
Glades	5	33	9	6	84	32	6	175
Hendry	17	56	163	45	160	190	6	637
Lee	0	3,233	958	1,111	2,499	1,310	184	9,295
State Total	6,801	88,895	47,818	41,393	86,578	54,700	11,951	338,136

*Termination of Parental Rights dispositions are included for fiscal year 2010-11. The reporting of these dispositions began in January 2010.

CIRCUIT FAMILY COURT DISPOSITIONS
 Statewide by Case Type and Disposition Type
 FY 2010-11

Circuit	Simplified Dissolution	Dissolution	Child Support	UIFSA	Other Domestic Relations	Domestic Violence	Repeat Violence	Juvenile Delinquency	Juvenile Dependency	Termination of Parental Rights*	Total
A. Dismissed Before Hearing	102	4,232	7,124	797	5,039	6,937	5,666	NA	NA	NA	29,897
B. Dismissed After Hearing	178	4,250	4,238	296	4,525	22,951	9,824	NA	NA	NA	46,262
C. Disposed by Default	10	5,594	2,439	195	1,169	23	42	NA	NA	NA	9,472
D. Disposed by Judge (No Trial)	5,971	66,466	22,810	977	25,787	26,449	12,878	NA	NA	NA	161,338
E. Disposed by Non-Jury	522	7,682	3,680	376	3,679	1,019	577	NA	NA	NA	17,535
F. Disposed by Jury	0	11	3	0	6	3	0	NA	NA	NA	23
G. Disposed by Other**	18	660	2,737	2,146	1,188	151	58	NA	NA	NA	6,958
Total	6,801	88,895	43,031	4,787	41,393	57,533	29,045	54,700	9,706	2,245	338,136

CIRCUIT FAMILY COURT DISPOSITIONS
 by Disposition Type
 FY 2010-11



NA represents Disposition Type does not apply.

*Termination of Parental Rights dispositions are included for fiscal year 2010-11. The reporting of these dispositions began in January 2010.

**The disposition category "Disposed by Other" is used to report cases as disposed when they are: consolidated into a primary case, transferred to another court, or have a change of venue.

Circuit Family Court ❖ Other Statistics

The Circuit Family Court also involves other statistics. In the Family Court, other statistics include clearance rates, juvenile delinquency complaints, domestic relations modification/supplemental reopenings, domestic relations civil contempt/enforcement reopenings, domestic relations other reopenings, juvenile delinquency reopenings, juvenile delinquency certifications to criminal division, juvenile delinquency direct files to criminal division, juvenile delinquency detention hearings, juvenile dependency shelter petitions filed and disposed, juvenile dependency adoption petitions arising out of chapter 39 filed and disposed, juvenile dependency reopenings, juvenile dependency judicial review hearings and juvenile dependency shelter hearings. **These data are provided by the 67 clerks of court. However, dispositions and special proceedings data are not audited for accuracy by the OSCA.**

Clearance Rates - The clearance rate is a useful measure of the responsiveness of a court to the demand for services, and is nationally recognized as a measure of court performance. The rate is determined by taking the total number of cases *disposed* divided by the total number of cases *filed* during a specific time period. If a court received 1,000 new cases a month and disposed of 900 cases within the same month, the clearance rate for that month would be 90%.

Domestic Relations Modification/Supplemental Reopenings - cases previously reported as disposed that are reactivated or resubmitted to the court for action to modify a previous judgment or decision (i.e., modification/supplemental petitions relating to a change in the amount of child support, a change in residential status of a child, changes in conditions or length of visitation of a non-resident parent, etc.).

Domestic Relations Motions for Civil Contempt/Enforcement Reopenings - cases previously reported as disposed that are reactivated or resubmitted to the court for action on a motion for civil contempt or a motion for enforcement of previous judgments or decisions (i.e., motion to enforce judgment, motion and order to show cause, motion to enforce visitation, motion for contempt, etc.)

Domestic Relations Other Reopenings - A reopening occurs when a case that has previously been reported as disposed is reactivated or resubmitted to the court for action other than modification/supplemental petitions or motion for civil contempt/enforcement.

Juvenile Delinquency Reopenings - A reopening occurs when a case that has previously been reported as disposed is reactivated or resubmitted to the court for action other than modification requests.

Juvenile Delinquency Certifications to Circuit Criminal Division - A certification to the circuit criminal division occurs when a juvenile is transferred to circuit court for prosecution as an adult following a waiver hearing pursuant to section 985.226, Florida Statutes.

Juvenile Delinquency Direct Files to Criminal Division - A direct file to the criminal division refers to a juvenile who has been transferred to criminal court for prosecution as an adult following the filing of an information by the state attorney pursuant to section 985.227, Florida Statutes.

Juvenile Delinquency Detention Hearings - A detention hearing is a hearing held to determine whether a juvenile is to be detained, is to remain in detention, or is to be released while proceedings are pending.

Juvenile Dependency Shelter Petitions Filed and Disposed - All matters relating to shelter petitions pursuant to Chapter 39, Florida Statutes

Juvenile Dependency Adoption Petitions Arising out of Chapter 39 Filed and Disposed - All matters relating to adoption pursuant to Chapter 39, Florida Statutes.

Juvenile Dependency Reopenings - A reopening occurs when a case that has previously been reported as disposed is reactivated or resubmitted to the court for action other than modification requests.

Juvenile Dependency Judicial Review Hearings - A foster care judicial review hearing is a hearing held periodically before a judge, general master, or citizen review panel to determine the status of a child until the child reaches permanency pursuant to section 39.701, Florida Statutes.

Juvenile Dependency Shelter Hearings - A shelter hearing is a hearing held to determine whether a child is to be sheltered, is to remain in shelter, or is to be released while proceedings are pending pursuant to section 39.402, Florida Statutes.

Juvenile Delinquency Complaints - A complaint is a formal written document submitted to the court by a law enforcement officer, prosecutor or other person, alleging that a specified juvenile has committed a specific delinquent act and requests prosecution of said juvenile. A complaint may be disposed before a petition is ever filed. For example, the court may dispose of a complaint through termination of the charges, direct filing or transfer to criminal court, diversion or alternative sanctions, or arbitration/mediation.

Circuit Family Court ❖ Other Statistics

**CIRCUIT FAMILY COURT CLEARANCE RATES*
by Circuit
FY 2010-11**

Circuit	Filings	Dispositions	Clearance Rates
1	16,272	15,954	98.0%
2	7,291	6,222	85.3%
3	4,997	4,828	96.6%
4	23,967	24,174	100.9%
5	19,853	19,946	100.5%
6	23,366	21,411	91.6%
7	16,580	16,311	98.4%
8	8,252	8,075	97.9%
9	30,111	29,193	97.0%
10	18,034	17,718	98.2%
11	40,681	36,566	89.9%
12	13,479	12,167	90.3%
13	27,429	29,660	108.1%
14	7,014	6,364	90.7%
15	16,855	16,115	95.6%
16	1,586	1,573	99.2%
17	29,996	28,913	96.4%
18	15,749	15,376	97.6%
19	10,208	10,662	104.4%
20	17,502	16,908	96.6%
Total	349,222	338,136	96.8%

CIRCUIT FAMILY COURT SPECIAL PROCEEDINGS
by Circuit
 FY 2010-11

Circuit	Domestic Relations			Total
	Modification/ Supplemental Reopenings	Motions for Civil Contempt/Enforcement Reopenings	Other Reopenings	
1	1,883	4,963	4,723	11,569
2	221	869	4,863	5,953
3	592	606	271	1,469
4	1,681	704	5,533	7,918
5	3,096	2,301	7,078	12,475
6	2,639	1,643	8,043	12,325
7	2,287	1,566	6,492	10,345
8	1,151	385	3,628	5,164
9	3,182	3,310	8,257	14,749
10	1,860	1,865	5,231	8,956
11	1,896	2,153	24,460	28,509
12	1,769	3,739	4,235	9,743
13	3,509	3,669	12,731	19,909
14	592	1,270	1,100	2,962
15	2,542	4,834	5,350	12,726
16	109	124	109	342
17	2,737	3,582	13,279	19,598
18	2,956	2,183	4,989	10,128
19	1,442	1,446	2,290	5,178
20	2,240	2,372	3,923	8,535
Total	38,384	43,584	126,585	208,553

5

Circuit Family Court ❖ Other Statistics

CIRCUIT FAMILY COURT SPECIAL PROCEEDINGS
by Circuit
FY 2010-11

Circuit	Juvenile Delinquency				Total
	Reopenings	Certifications to Circuit Criminal Division	Direct Files to Criminal Division	Detention Hearings	
1	2,562	4	103	1,458	4,127
2	5,203	7	86	675	5,971
3	283	12	51	94	440
4	1,716	0	234	4,587	6,537
5	1,702	1	190	733	2,626
6	4,023	1	267	4,169	8,460
7	3,982	7	80	1,730	5,799
8	1,656	10	53	969	2,688
9	17,343	2	228	4,306	21,879
10	3,601	0	241	3,525	7,367
11	5,419	0	375	6,376	12,170
12	2,303	0	90	2,080	4,473
13	3,386	0	245	6,351	9,982
14	455	22	19	383	879
15	1,505	15	169	2,903	4,592
16	147	0	14	67	228
17	3,455	1	69	4,646	8,171
18	6,726	13	124	3,958	10,821
19	3,008	0	53	2,389	5,450
20	1,268	8	32	4,386	5,694
Total	69,743	103	2,723	55,785	128,354

CIRCUIT FAMILY COURT SPECIAL PROCEEDINGS
by Circuit
FY 2010-11

Circuit	Juvenile Dependency							Total
	Shelter Petitions Filed	Shelter Petitions Disposed	Adoption Petitions Arising out of Chapter 39 Filed	Adoption Petitions Arising out of Chapter 39 Disposed	Reopenings	Judicial Review Hearings	Shelter Hearings	
1	716	703	57	66	1,790	2,730	834	6,896
2	142	128	2	2	2,022	602	143	3,041
3	134	72	13	13	126	369	338	1,065
4	558	552	183	176	1,792	2,805	770	6,836
5	685	652	142	87	1,283	2,972	607	6,428
6	1,114	1,124	116	111	1,947	3,666	1,605	9,683
7	535	516	101	91	1,826	2,225	523	5,817
8	256	249	7	13	779	960	290	2,554
9	777	406	145	152	3,028	2,731	1,027	8,266
10	497	481	97	93	2,851	3,290	504	7,813
11	982	268	169	178	3,091	2,884	1,492	9,064
12	461	235	74	62	1,139	1,934	777	4,682
13	712	677	214	216	757	3,063	926	6,565
14	188	171	35	30	835	802	226	2,287
15	357	268	100	103	349	1,734	433	3,344
16	31	28	14	14	11	207	24	329
17	543	562	149	130	690	3,592	711	6,377
18	477	466	58	61	3,268	2,270	656	7,256
19	415	396	58	17	1,124	1,578	548	4,136
20	426	408	81	82	1,414	1,689	489	2,178
Total	10,006	8,362	1,815	1,697	30,122	42,103	12,923	107,028

Circuit Family Court ❖ Other Statistics

JUVENILE DELINQUENCY COMPLAINTS
by Circuit/County
 FY 2010-11

Circuit/County	Juvenile Delinquency		
	Complaints Filed	Complaints Disposed Prior to Petition	% Complaints Disposed Prior to Petition
Circuit 1	3,276	1,557	47.5%
Escambia	1,606	654	40.7%
Okaloosa	896	587	65.5%
Santa Rosa	572	172	30.1%
Walton	202	144	71.3%
Circuit 2	1,474	324	22.0%
Franklin	47	16	34.0%
Gadsden	162	0	0.0%
Jefferson	13	17	130.8%
Leon	1,101	282	25.6%
Liberty	4	0	0.0%
Wakulla	147	9	6.1%
Circuit 3	806	242	30.0%
Columbia	289	96	33.2%
Dixie	26	16	61.5%
Hamilton	38	6	15.8%
Lafayette	24	1	4.2%
Madison	102	38	37.3%
Suwannee	228	38	16.7%
Taylor	99	47	47.5%
Circuit 4	5,798	1,813	31.3%
Clay	1,134	325	28.7%
Duval	4,476	1,402	31.3%
Nassau	188	86	45.7%

JUVENILE DELINQUENCY COMPLAINTS, Continued
by Circuit/County
 FY 2010-11

Circuit/County	Juvenile Delinquency		
	Complaints Filed	Complaints Disposed Prior to Petition	% Complaints Disposed Prior to Petition
Circuit 5	4,321	1,939	44.9%
Citrus	424	275	64.9%
Hernando	773	357	46.2%
Lake	1,562	772	49.4%
Marion	1,427	469	32.9%
Sumter	135	66	48.9%
Circuit 6	7,888	3,788	48.0%
Pasco	2,004	1,081	53.9%
Pinellas	5,884	2,707	46.0%
Circuit 7	4,813	2,699	56.1%
Flagler	479	90	18.8%
Putnam	615	326	53.0%
St. Johns	693	394	56.9%
Volusia	3,026	1,889	62.4%
Circuit 8	1,998	1,000	50.1%
Alachua	1,296	720	55.6%
Baker	202	106	52.5%
Bradford	186	52	28.0%
Gilchrist	56	31	55.4%
Levy	183	88	48.1%
Union	75	3	4.0%
Circuit 9	8,480	3,571	42.1%
Orange	6,448	2,550	39.5%
Osceola	2,032	1,021	50.2%

Circuit Family Court ♦ Other Statistics

JUVENILE DELINQUENCY COMPLAINTS, Continued
by Circuit/County
FY 2010-11

Circuit/County	Juvenile Delinquency		
	Complaints Filed	Complaints Disposed Prior to Petition	% Complaints Disposed Prior to Petition
Circuit 10	5,451	2,401	44.0%
Hardee	203	55	27.1%
Highlands	732	577	78.8%
Polk	4,516	1,769	39.2%
Circuit 11	7,520	2,212	29.4%
Miami-Dade	7,520	2,212	29.4%
Circuit 12	2,522	866	34.3%
Desoto	196	122	62.2%
Manatee	1,319	477	36.2%
Sarasota	1,007	267	26.5%
Circuit 13	6,786	3,942	58.1%
Hillsborough	6,786	3,942	58.1%
Circuit 14	1,764	835	47.3%
Bay	1,302	649	49.8%
Calhoun	41	9	22.0%
Gulf	51	11	21.6%
Holmes	57	20	35.1%
Jackson	215	144	67.0%
Washington	98	2	2.0%
Circuit 15	4,777	3,587	75.1%
Palm Beach	4,777	3,587	75.1%
Circuit 16	223	53	23.8%
Monroe	223	53	23.8%

JUVENILE DELINQUENCY COMPLAINTS, Continued
by Circuit/County
 FY 2010-11

Circuit/County	Juvenile Delinquency		
	Complaints Filed	Complaints Disposed Prior to Petition	% Complaints Disposed Prior to Petition
Circuit 17	9,232	4,374	47.4%
Broward	9,232	4,374	47.4%
Circuit 18	4,274	2,644	61.9%
Brevard	2,222	1,426	64.2%
Seminole	2,052	1,218	59.4%
Circuit 19	3,225	1,193	37.0%
Indian River	809	346	42.8%
Martin	724	266	36.7%
Okeechobee	295	149	50.5%
St. Lucie	1,397	432	30.9%
Circuit 20	4,363	1,990	45.6%
Charlotte	678	518	76.4%
Collier	1,118	441	39.4%
Glades	39	13	33.3%
Hendry	277	62	22.4%
Lee	2,251	956	42.5%
State Total	88,991	41,030	46.1%