

Circuit Civil ❖ Overview

The Circuit Civil division includes the following four categories of civil cases: professional malpractice and product liability, auto and other negligence, contracts, and other circuit civil. Within these categories are the following case types:

Professional Malpractice and Product Liability - professional malpractice and product liability

Auto and Other Negligence - auto negligence and other negligence

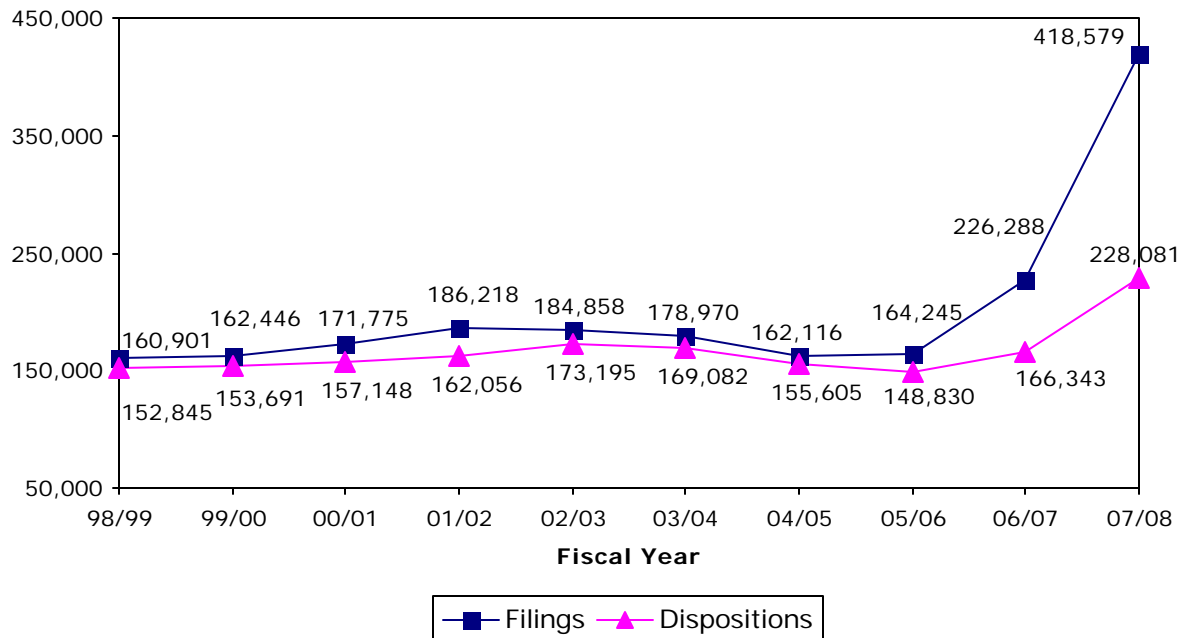
Contracts - condominium, contract and indebtedness, and real property/mortgage foreclosure

Other Circuit Civil - eminent domain and other⁹

In the Circuit Civil division, *Filings* correspond to each complaint or petition filed. *Dispositions* correspond to each complaint or petition disposed. *Jury Trials* are defined as trials in which a group of citizens is impaneled, selected and sworn to determine the issues of fact in a case.

CIRCUIT CIVIL FILINGS & DISPOSITIONS

FY 1998-99 to FY 2007-08



Note: FY 2006-07 and FY 2007-08 circuit civil filings increase driven by real property/mortgage foreclosure.

⁹ Examples of other cases include: declaratory judgments, injunctions, administrative agency appeals, bond estreatures, replevins, habeas corpus proceedings, forfeitures, interpleaders, and other similar events.

CIRCUIT CIVIL FILINGS
Statewide by Category, Case Type, and Month
FY 2007-08

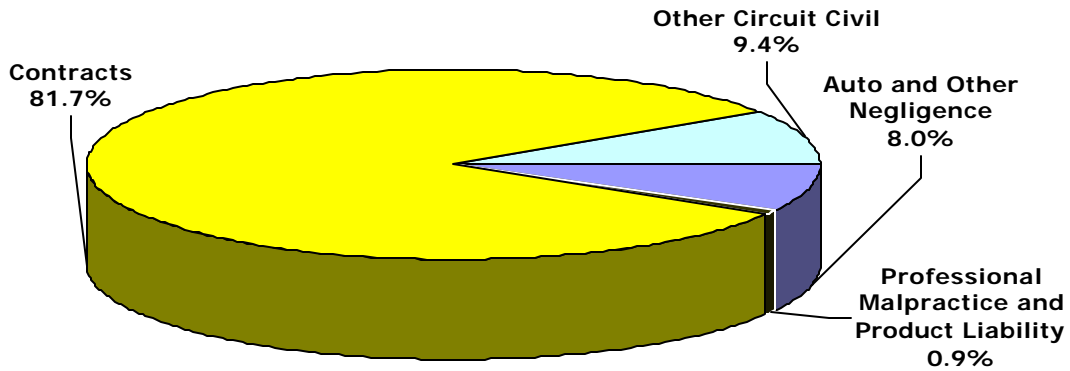
Category/ Case Type	Jul	Aug	Sep	Oct	Nov	Dec	Jan	Feb	Mar	Apr	May	Jun	Total
Professional Malpractice and Product Liability	131	236	282	244	262	766	925	126	169	180	283	222	3,826
Professional Malpractice	93	102	100	88	103	90	109	95	112	108	106	111	1,217
Product Liability	38	134	182	156	159	676	816	31	57	72	177	111	2,609
Auto and Other Negligence	2,591	2,828	2,394	2,960	2,646	2,702	2,894	2,764	2,860	2,711	3,068	3,078	33,496
Auto Negligence	1,591	1,774	1,459	1,868	1,627	1,722	1,726	1,635	1,785	1,622	1,692	1,847	20,348
Other Negligence	1,000	1,054	935	1,092	1,019	980	1,168	1,129	1,075	1,089	1,376	1,231	13,148
Contracts	19,508	21,697	19,682	25,481	26,630	25,052	30,498	31,882	33,352	35,229	35,419	37,492	341,922
Condominium	168	214	148	235	246	186	220	179	192	277	244	231	2,540
Contract and Indebtedness	3,950	4,339	3,619	4,591	4,189	3,989	4,699	4,387	4,740	4,940	5,585	6,088	55,116
Real Property/ Mortgage Foreclosure	15,390	17,144	15,915	20,655	22,195	20,877	25,579	27,316	28,420	30,012	29,590	31,173	284,266
Other Circuit Civil	3,064	3,454	3,010	3,479	3,180	2,928	3,238	3,163	3,395	3,316	3,516	3,592	39,335
Eminent Domain	101	121	133	119	94	64	61	76	116	143	81	40	1,149
Other	2,963	3,333	2,877	3,360	3,086	2,864	3,177	3,087	3,279	3,173	3,435	3,552	38,186
Total	25,294	28,215	25,368	32,164	32,718	31,448	37,555	37,935	39,776	41,436	42,286	44,384	418,579

Circuit Civil ❖ Filings

CIRCUIT CIVIL FILINGS

by Category

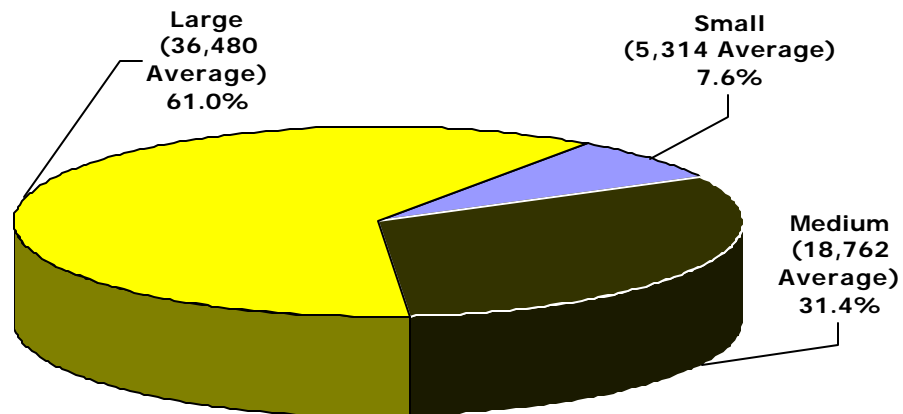
FY 2007-08



CIRCUIT CIVIL FILINGS

by Circuit Size*

FY 2007-08



*Small Circuits- 2nd, 3rd, 8th, 14th, 16th, 19th;
 Medium Circuits- 1st, 5th, 7th, 10th, 12th, 18th, 20th;
 Large Circuits- 4th, 6th, 9th, 11th, 13th, 15th, 17th (as defined in the Glossary).

CIRCUIT CIVIL FILINGS
by Case Type and Circuit
FY 2007-08

Circuit	Professional Malpractice	Product Liability	Auto Negligence	Other Negligence	Condominium	Contract and Indebtedness	Real Property/ Mortgage Foreclosure	Eminent Domain	Other	Total
1	57	91	545	226	24	1,491	6,113	51	1,158	9,756
2	33	25	350	162	1	588	2,079	28	2,295	5,561
3	15	5	92	50	1	240	900	3	532	1,838
4	87	87	1,562	729	40	2,309	10,742	162	2,144	17,862
5	62	45	666	342	0	1,978	12,176	72	2,483	17,824
6	94	84	2,030	1,090	13	3,727	17,877	55	1,400	26,370
7	43	61	731	481	13	1,645	10,732	24	1,392	15,122
8	18	76	210	571	0	461	1,554	1	691	3,582
9	65	67	1,793	881	34	3,877	26,827	131	2,229	35,904
10	37	14	691	263	0	1,212	8,978	134	1,405	12,734
11	149	483	2,326	2,525	2,128	9,918	40,549	48	6,791	64,917
12	30	13	617	312	13	1,975	11,598	11	1,310	15,879
13	132	377	2,206	764	0	3,691	16,436	51	1,708	25,365
14	14	5	140	97	18	829	2,249	16	673	4,041
15	149	237	2,085	1,191	97	5,167	22,211	17	2,496	33,650
16	3	2	62	89	2	260	1,101	1	250	1,770
17	104	630	1,981	1,936	112	7,362	33,917	10	5,243	51,295
18	45	79	813	388	3	2,188	12,397	59	1,159	17,131
19	35	182	543	352	26	1,685	11,128	41	1,101	15,093
20	45	46	905	699	15	4,513	34,702	234	1,726	42,885
Total	1,217	2,609	20,348	13,148	2,540	55,116	284,266	1,149	38,186	418,579

Circuit Civil ❖ Filings

CIRCUIT CIVIL FILINGS
by Category and Circuit/County
FY 2007-08

Circuit/ County	Professional Malpractice and Product Liability	Auto and Other Negligence	Contracts	Other Circuit Civil	Total
Circuit 1	148	771	7,628	1,209	9,756
Escambia	110	376	2,792	450	3,728
Okaloosa	19	224	1,951	345	2,539
Santa Rosa	12	110	1,440	222	1,784
Walton	7	61	1,445	192	1,705
Circuit 2	58	512	2,668	2,323	5,561
Franklin	2	8	264	67	341
Gadsden	6	71	329	167	573
Jefferson	0	23	71	73	167
Leon	48	382	1,716	1,908	4,054
Liberty	0	3	33	13	49
Wakulla	2	25	255	95	377
Circuit 3	20	142	1,141	535	1,838
Columbia	13	80	448	169	710
Dixie	2	2	57	67	128
Hamilton	0	12	86	55	153
Lafayette	0	1	28	44	73
Madison	1	15	157	49	222
Suwannee	2	19	249	78	348
Taylor	2	13	116	73	204
Circuit 4	174	2,291	13,091	2,306	17,862
Clay	10	203	1,932	252	2,397
Duval	159	2,011	10,623	1,941	14,734
Nassau	5	77	536	113	731

CIRCUIT CIVIL FILINGS, Continued
by Category and Circuit/County
 FY 2007-08

Circuit/ County	Professional Malpractice and Product Liability	Auto and Other Negligence	Contracts	Other Circuit Civil	Total
Circuit 5	107	1,008	14,154	2,555	17,824
Citrus	16	110	1,614	171	1,911
Hernando	19	266	3,091	313	3,689
Lake	30	224	4,327	347	4,928
Marion	39	360	4,764	480	5,643
Sumter	3	48	358	1,244	1,653
Circuit 6	178	3,120	21,617	1,455	26,370
Pasco	22	737	8,013	425	9,197
Pinellas	156	2,383	13,604	1,030	17,173
Circuit 7	104	1,212	12,390	1,416	15,122
Flagler	6	132	2,354	143	2,635
Putnam	9	79	668	107	863
St. Johns	8	164	1,885	341	2,398
Volusia	81	837	7,483	825	9,226
Circuit 8	94	781	2,015	692	3,582
Alachua	63	725	1,252	354	2,394
Baker	1	14	118	68	201
Bradford	28	0	157	73	258
Gilchrist	2	7	94	29	132
Levy	0	25	336	109	470
Union	0	10	58	59	127
Circuit 9	132	2,674	30,738	2,360	35,904
Orange	117	2,282	22,216	2,045	26,660
Osceola	15	392	8,522	315	9,244

Circuit Civil ❖ Filings

CIRCUIT CIVIL FILINGS, Continued
by Category and Circuit/County
FY 2007-08

Circuit/ County	Professional Malpractice and Product Liability	Auto and Other Negligence	Contracts	Other Circuit Civil	Total
Circuit 10	51	954	10,190	1,539	12,734
Hardee	2	27	128	77	234
Highlands	8	112	1,274	171	1,565
Polk	41	815	8,788	1,291	10,935
Circuit 11	632	4,851	52,595	6,839	64,917
Miami-Dade	632	4,851	52,595	6,839	64,917
Circuit 12	43	929	13,586	1,321	15,879
Desoto	0	20	402	54	476
Manatee	11	396	5,094	351	5,852
Sarasota	32	513	8,090	916	9,551
Circuit 13	509	2,970	20,127	1,759	25,365
Hillsborough	509	2,970	20,127	1,759	25,365
Circuit 14	19	237	3,096	689	4,041
Bay	15	181	2,332	277	2,805
Calhoun	0	6	61	60	127
Gulf	0	8	236	81	325
Holmes	1	5	81	51	138
Jackson	3	31	229	109	372
Washington	0	6	157	111	274
Circuit 15	386	3,276	27,475	2,513	33,650
Palm Beach	386	3,276	27,475	2,513	33,650
Circuit 16	5	151	1,363	251	1,770
Monroe	5	151	1,363	251	1,770

CIRCUIT CIVIL FILINGS, Continued
by Category and Circuit/County
FY 2007-08

Circuit/ County	Professional Malpractice and Product Liability	Auto and Other Negligence	Contracts	Other Circuit Civil	Total
Circuit 17	734	3,917	41,391	5,253	51,295
Broward	734	3,917	41,391	5,253	51,295
Circuit 18	124	1,201	14,588	1,218	17,131
Brevard	76	752	8,943	766	10,537
Seminole	48	449	5,645	452	6,594
Circuit 19	217	895	12,839	1,142	15,093
Indian River	36	198	2,159	181	2,574
Martin	67	198	1,969	340	2,574
Okeechobee	20	54	450	129	653
St. Lucie	94	445	8,261	492	9,292
Circuit 20	91	1,604	39,230	1,960	42,885
Charlotte	9	203	4,440	299	4,951
Collier	24	420	7,195	581	8,220
Glades	0	4	97	55	156
Hendry	2	19	572	72	665
Lee	56	958	26,926	953	28,893
State Total	3,826	33,496	341,922	39,335	418,579

Circuit Civil ❖ Dispositions

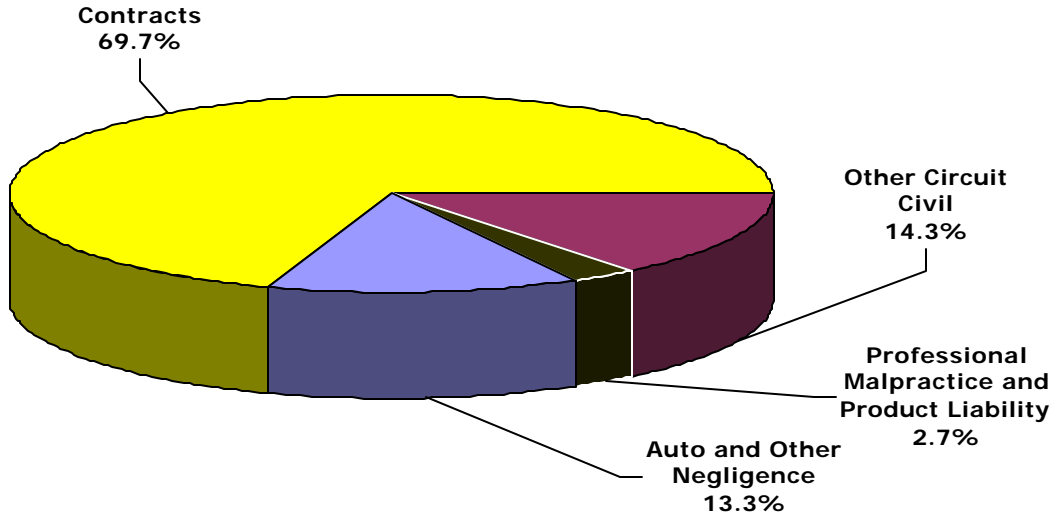
CIRCUIT CIVIL DISPOSITIONS
Statewide by Category, Case Type, and Month
FY 2007-08

Category/ Case Type	Jul	Aug	Sep	Oct	Nov	Dec	Jan	Feb	Mar	Apr	May	Jun	Total
Professional Malpractice and Product Liability	1,027	254	276	300	402	288	198	198	2,170	830	158	158	6,259
Professional Malpractice	112	120	103	132	110	114	121	118	115	98	92	113	1,348
Product Liability	915	134	173	168	292	174	77	80	2,055	732	66	45	4,911
Auto and Other Negligence	2,357	2,782	2,316	2,724	2,435	2,285	2,672	2,358	2,564	2,673	2,547	2,508	30,221
Auto Negligence	1,453	1,716	1,377	1,715	1,499	1,364	1,638	1,453	1,536	1,648	1,550	1,544	18,493
Other Negligence	904	1,066	939	1,009	936	921	1,034	905	1,028	1,025	997	964	11,728
Contracts	10,181	11,596	9,608	12,816	12,310	10,036	13,266	13,297	14,985	16,136	16,195	18,547	158,973
Condominium	78	68	72	116	93	63	104	94	107	112	88	131	1,126
Contract and Indebtedness	2,798	3,235	2,913	3,462	3,097	2,763	3,400	3,350	3,402	3,785	3,443	3,618	39,266
Real Property/ Mortgage Foreclosure	7,305	8,293	6,623	9,238	9,120	7,210	9,762	9,853	11,476	12,239	12,664	14,798	118,581
Other Circuit Civil	2,628	2,854	2,538	2,827	2,588	2,216	2,804	2,683	2,806	2,986	2,834	2,864	32,628
Eminent Domain	59	105	120	75	111	53	72	44	115	109	68	81	1,012
Other	2,569	2,749	2,418	2,752	2,477	2,163	2,732	2,639	2,691	2,877	2,766	2,783	31,616
Total	16,193	17,486	14,738	18,667	17,735	14,825	18,940	18,536	22,525	22,625	21,734	24,077	228,081

CIRCUIT CIVIL DISPOSITIONS

by Category

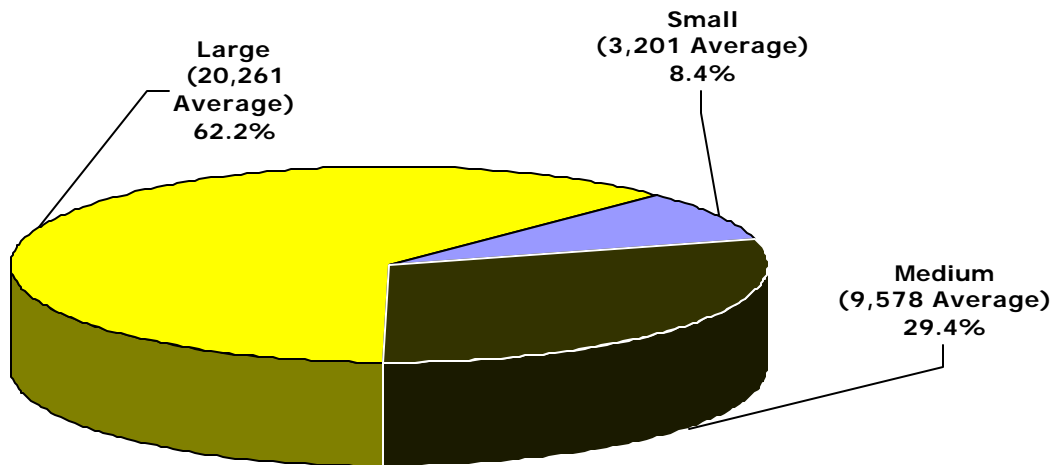
FY 2007-08



CIRCUIT CIVIL DISPOSITIONS

by Circuit Size*

FY 2007-08



*Small Circuits- 2nd, 3rd, 8th, 14th, 16th, 19th;
Medium Circuits- 1st, 5th, 7th, 10th, 12th, 18th, 20th;
Large Circuits- 4th, 6th, 9th, 11th, 13th, 15th, 17th (as defined in the Glossary).

Circuit Civil ❖ Dispositions

CIRCUIT CIVIL DISPOSITIONS
by Case Type and Circuit
FY 2007-08

Circuit	Professional Malpractice	Product Liability	Auto Negligence	Other Negligence	Condominium	Contract and Indebtedness	Real Property/ Mortgage Foreclosure	Eminent Domain	Other	Total
1	64	407	503	273	6	1,404	2,947	13	885	6,502
2	23	3	316	192	1	407	1,065	45	1,993	4,045
3	13	8	85	52	1	206	572	5	352	1,294
4	63	90	1,306	548	14	1,502	4,753	18	1,440	9,734
5	69	17	707	354	0	1,598	5,951	48	2,370	11,114
6	114	29	1,943	1,023	7	2,981	7,626	16	1,159	14,898
7	56	16	751	509	13	1,272	4,909	7	1,119	8,652
8	30	19	193	152	0	392	1,115	1	633	2,535
9	65	13	1,506	804	22	2,628	10,644	46	1,654	17,382
10	45	8	745	219	0	1,054	4,653	81	1,182	7,987
11	244	773	2,314	2,597	862	6,647	18,752	31	5,912	38,132
12	44	9	540	250	48	1,202	4,355	21	976	7,445
13	79	33	1,556	529	0	2,554	5,949	157	1,252	12,109
14	16	6	165	100	31	580	1,259	7	645	2,809
15	144	76	1,943	1,140	39	3,838	6,677	85	2,143	16,085
16	6	2	80	90	2	197	509	1	189	1,076
17	122	3,369	1,833	1,795	54	5,185	16,262	27	4,841	33,488
18	52	4	603	298	3	1,285	4,094	43	731	7,113
19	47	15	540	271	15	1,224	4,428	44	861	7,445
20	52	14	864	532	8	3,110	12,061	316	1,279	18,236
Total	1,348	4,911	18,493	11,728	1,126	39,266	118,581	1,012	31,616	228,081

CIRCUIT CIVIL DISPOSITIONS
by Category and Circuit/County
 FY 2007-08

Circuit/ County	Professional Malpractice and Product Liability	Auto and Other Negligence	Contracts	Other Circuit Civil	Total
Circuit 1	471	776	4,357	898	6,502
Escambia	436	397	2,053	357	3,243
Okaloosa	23	224	811	267	1,325
Santa Rosa	8	107	967	159	1,241
Walton	4	48	526	115	693
Circuit 2	26	508	1,473	2,038	4,045
Franklin	2	17	113	75	207
Gadsden	0	45	188	113	346
Jefferson	1	11	30	51	93
Leon	23	424	1,027	1,747	3,221
Liberty	0	4	21	4	29
Wakulla	0	7	94	48	149
Circuit 3	21	137	779	357	1,294
Columbia	13	64	311	109	497
Dixie	0	4	22	33	59
Hamilton	0	8	48	35	91
Lafayette	0	1	16	26	43
Madison	1	15	117	32	165
Suwannee	7	21	174	31	233
Taylor	0	24	91	91	206
Circuit 4	153	1,854	6,269	1,458	9,734
Clay	10	179	1,024	202	1,415
Duval	143	1,615	4,916	1,170	7,844
Nassau	0	60	329	86	475

Circuit Civil ❖ Dispositions

CIRCUIT CIVIL DISPOSITIONS, Continued
by Category and Circuit/County
FY 2007-08

Circuit/ County	Professional Malpractice and Product Liability	Auto and Other Negligence	Contracts	Other Circuit Civil	Total
Circuit 5	86	1,061	7,549	2,418	11,114
Citrus	15	130	979	129	1,253
Hernando	16	227	1,474	254	1,971
Lake	20	230	2,434	250	2,934
Marion	33	421	2,387	539	3,380
Sumter	2	53	275	1,246	1,576
Circuit 6	143	2,966	10,614	1,175	14,898
Pasco	30	704	3,497	310	4,541
Pinellas	113	2,262	7,117	865	10,357
Circuit 7	72	1,260	6,194	1,126	8,652
Flagler	7	110	732	111	960
Putnam	3	68	422	96	589
St. Johns	12	166	849	271	1,298
Volusia	50	916	4,191	648	5,805
Circuit 8	49	345	1,507	634	2,535
Alachua	33	282	878	328	1,521
Baker	0	19	75	74	168
Bradford	16	7	105	63	191
Gilchrist	0	7	57	20	84
Levy	0	24	243	87	354
Union	0	6	149	62	217
Circuit 9	78	2,310	13,294	1,700	17,382
Orange	65	1,963	9,814	1,339	13,181
Osceola	13	347	3,480	361	4,201

CIRCUIT CIVIL DISPOSITIONS, Continued
by Category and Circuit/County
 FY 2007-08

Circuit/ County	Professional Malpractice and Product Liability	Auto and Other Negligence	Contracts	Other Circuit Civil	Total
Circuit 10	53	964	5,707	1,263	7,987
Hardee	1	34	101	82	218
Highlands	7	108	895	144	1,154
Polk	45	822	4,711	1,037	6,615
Circuit 11	1,017	4,911	26,261	5,943	38,132
Miami-Dade	1,017	4,911	26,261	5,943	38,132
Circuit 12	53	790	5,605	997	7,445
Desoto	0	5	10	21	36
Manatee	23	387	2,161	274	2,845
Sarasota	30	398	3,434	702	4,564
Circuit 13	112	2,085	8,503	1,409	12,109
Hillsborough	112	2,085	8,503	1,409	12,109
Circuit 14	22	265	1,870	652	2,809
Bay	15	176	1,382	248	1,821
Calhoun	0	6	35	41	82
Gulf	2	21	139	106	268
Holmes	0	10	50	41	101
Jackson	5	37	157	108	307
Washington	0	15	107	108	230
Circuit 15	220	3,083	10,554	2,228	16,085
Palm Beach	220	3,083	10,554	2,228	16,085
Circuit 16	8	170	708	190	1,076
Monroe	8	170	708	190	1,076

Circuit Civil ❖ Dispositions

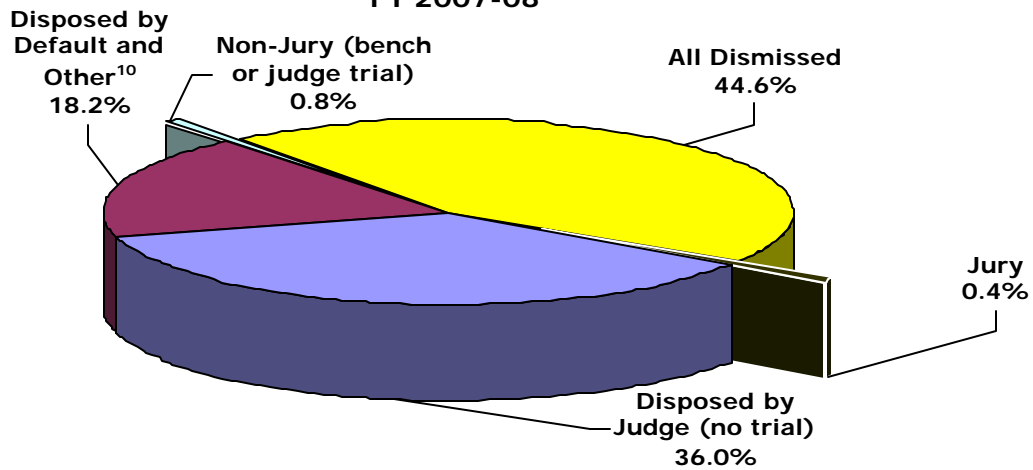
CIRCUIT CIVIL DISPOSITIONS, Continued
by Category and Circuit/County
FY 2007-08

Circuit/ County	Professional Malpractice and Product Liability	Auto and Other Negligence	Contracts	Other Circuit Civil	Total
Circuit 17	3,491	3,628	21,501	4,868	33,488
Broward	3,491	3,628	21,501	4,868	33,488
Circuit 18	56	901	5,382	774	7,113
Brevard	27	480	2,845	425	3,777
Seminole	29	421	2,537	349	3,336
Circuit 19	62	811	5,667	905	7,445
Indian River	7	179	890	148	1,224
Martin	21	167	1,190	278	1,656
Okeechobee	11	65	268	86	430
St. Lucie	23	400	3,319	393	4,135
Circuit 20	66	1,396	15,179	1,595	18,236
Charlotte	9	172	1,640	372	2,193
Collier	32	389	3,113	431	3,965
Glades	0	3	26	29	58
Hendry	1	33	351	69	454
Lee	24	799	10,049	694	11,566
State Total	6,259	30,221	158,973	32,628	228,081

CIRCUIT CIVIL DISPOSITIONS
Statewide by Case Type and Disposition Type
 FY 2007-08

Disposition Type	Professional Malpractice	Product Liability	Auto Negligence	Other Negligence	Condo-minium	Contract and Indebtedness	Real Property/ Mortgage Foreclosure	Eminent Domain	Other	Total
Dismissed Before Hearing	264	670	7,976	3,609	632	12,007	29,222	59	8,095	62,534
Dismissed After Hearing	771	262	8,027	6,024	146	9,974	6,354	244	7,319	39,121
Disposed by Default	0	3	340	107	50	6,101	22,237	22	2,228	31,088
Disposed by Judge (No Trial)	162	1,695	1,251	1,034	267	8,195	58,119	659	10,640	82,022
Disposed by Non-Jury	10	641	46	51	4	430	179	4	444	1,809
Disposed by Jury	76	13	316	274	1	138	44	5	119	986
Disposed by Other ¹⁰	65	1,627	537	629	26	2,421	2,426	19	2,771	10,521

CIRCUIT CIVIL DISPOSITIONS
by Disposition Type
 FY 2007-08



¹⁰ The disposition category "Disposed by Other" is used to report cases as disposed when they are: consolidated into a primary case, transferred or have a change of venue, disposed upon estreatment of a bond, etc.

Circuit Civil ❖ Dispositions

CIRCUIT CIVIL JURY TRIAL RATES
by Circuit
FY 2007-08

Circuit (County Seat)	Disposed by Jury	Total Dispositions	Jury Trial Rates
First (Pensacola)	16	6,502	0.2%
Second (Tallahassee)	6	4,045	0.1%
Third (Lake City)	4	1,294	0.3%
Fourth (Jacksonville)	31	9,734	0.3%
Fifth (Tavares)	22	11,114	0.2%
Sixth (Clearwater)	87	14,898	0.6%
Seventh (Daytona Beach)	35	8,652	0.4%
Eighth (Gainesville)	16	2,535	0.6%
Ninth (Orlando)	19	17,382	0.1%
Tenth (Bartow)	36	7,987	0.5%
Eleventh (Miami)	233	38,132	0.6%
Twelfth (Sarasota)	29	7,445	0.4%
Thirteenth (Tampa)	39	12,109	0.3%
Fourteenth (Panama City)	3	2,809	0.1%
Fifteenth (West Palm Beach)	130	16,085	0.8%
Sixteenth (Key West)	13	1,076	1.2%
Seventeenth (Ft. Lauderdale)	118	33,488	0.4%
Eighteenth (Sanford)	27	7,113	0.4%
Nineteenth (Ft. Pierce)	40	7,445	0.5%
Twentieth (Ft. Myers)	82	18,236	0.4%
Total	986	228,081	0.4%

The Circuit Civil division also includes other statistics such as clearance rates, reopenings, and appeals filed from county court. **These data are provided by the 67 clerks of court. However, dispositions and special proceedings data are not audited for accuracy by the OSCA.**

Clearance Rate - The clearance rate is a useful measure of the responsiveness of a court to the demand for services, and is nationally recognized as a measure of court performance. The rate is determined by taking the total number of cases *disposed* divided by the total number of cases *filed* during a specific time period. If a court received 1,000 new cases a month and disposed of 900 cases within the same month, the clearance rate for that month would be 90%.

Reopening - A reopening occurs when a case that has previously been reported as disposed is resubmitted to the court through a motion or petition.

Appeal Filed From County Court - An appeal filed from county court is a request that a case be removed from the county court and sent to the circuit court for review.

Circuit Civil ❖ Other Statistics

CIRCUIT CIVIL CLEARANCE RATES*
by Circuit
FY 2007-08

Circuit	Filings	Dispositions	Clearance Rates
1	9,756	6,502	66.6%
2	5,561	4,045	72.7%
3	1,838	1,294	70.4%
4	17,862	9,734	54.5%
5	17,824	11,114	62.4%
6	26,370	14,898	56.5%
7	15,122	8,652	57.2%
8	3,582	2,535	70.8%
9	35,904	17,382	48.4%
10	12,734	7,987	62.7%
11	64,917	38,132	58.7%
12	15,879	7,445	46.9%
13	25,365	12,109	47.7%
14	4,041	2,809	69.5%
15	33,650	16,085	47.8%
16	1,770	1,076	60.8%
17	51,295	33,488	65.3%
18	17,131	7,113	41.5%
19	15,093	7,445	49.3%
20	42,885	18,236	42.5%
Total	418,579	228,081	54.5%

* Low clearance rates in circuit civil are attributed to increase in real property/mortgage foreclosure filings.

CIRCUIT CIVIL SPECIAL PROCEEDINGS
by Circuit
FY 2007-08

Circuit	Reopenings	Appeals Filed From County Court	Total
1	1,465	3	1,468
2	1,392	242	1,634
3	146	14	160
4	3,821	113	3,934
5	2,733	71	2,804
6	3,290	45	3,335
7	2,913	43	2,956
8	736	22	758
9	4,820	92	4,912
10	2,609	8	2,617
11	15,821	233	16,054
12	3,147	28	3,175
13	3,393	56	3,449
14	604	6	610
15	3,882	88	3,970
16	99	5	104
17	14,116	203	14,319
18	3,521	87	3,608
19	589	8	597
20	3,872	48	3,920
Total	72,969	1,415	74,384