

County Civil ❖ Overview

The County Civil division includes the following five categories of civil cases: small claims (up to \$5,000), civil (\$5,001 to \$15,000), other civil, evictions, and civil traffic infractions. Within these categories are the following case types:

Small Claims (up to \$5,000) - small claims (up to \$5,000)

Civil (\$5,001 to \$15,000) - civil (\$5,001 to \$15,000)

Other Civil - replevins and other civil⁹

Evictions - evictions

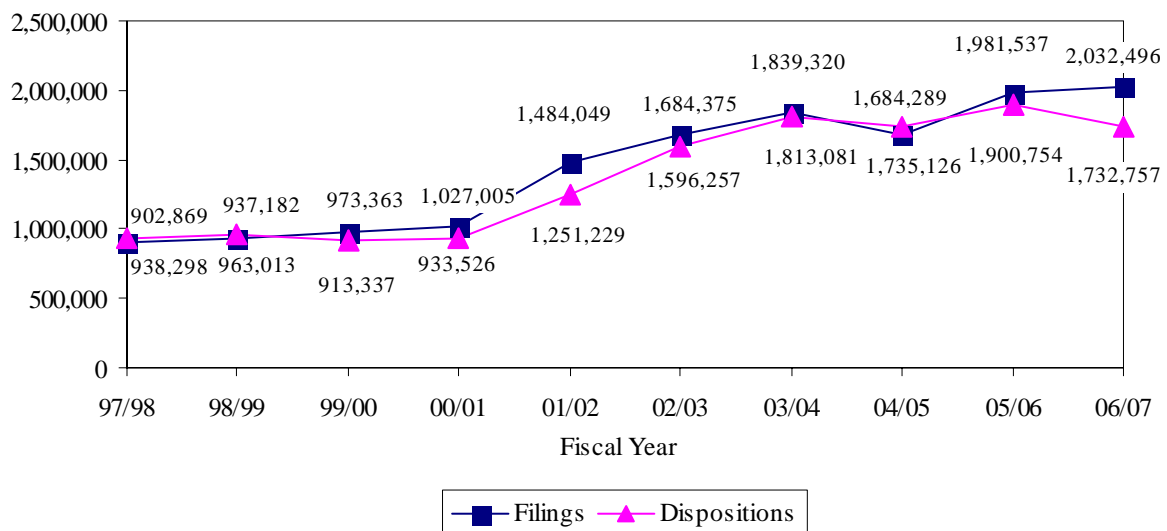
Civil Traffic Infractions - civil traffic infractions (involving a judge or hearing officer)

The Summary Reporting System does not directly capture civil traffic cases. These data are reported independently by clerks of court to the Department of Highway Safety and Motor Vehicles (DHSMV). The DHSMV then provides these data annually to the Office of the State Courts Administrator. Most traffic infraction cases are disposed by the payment of a fine and do not require judicial involvement. Thus, civil traffic infraction statistics have been adjusted to exclude non-judicial cases from this reporting.

In the County Civil division, *Filings* correspond to each complaint or petition filed. *Dispositions* correspond to each complaint or petition disposed. *Jury Trials* are defined as trials in which a group of citizens is impaneled, selected and sworn to determine the issues of fact in a case.

COUNTY CIVIL FILINGS & DISPOSITIONS*

FY 1997-98 to FY 2006-07



*For Fiscal Year 2001-02, the increase in county court filings is attributed to a refinement in the methodology used to calculate civil traffic infraction activity.

⁹Other civil cases include: non-monetary equity matters, control of animals, interred bodies, injunctive relief, declaratory judgments, and other similar events.

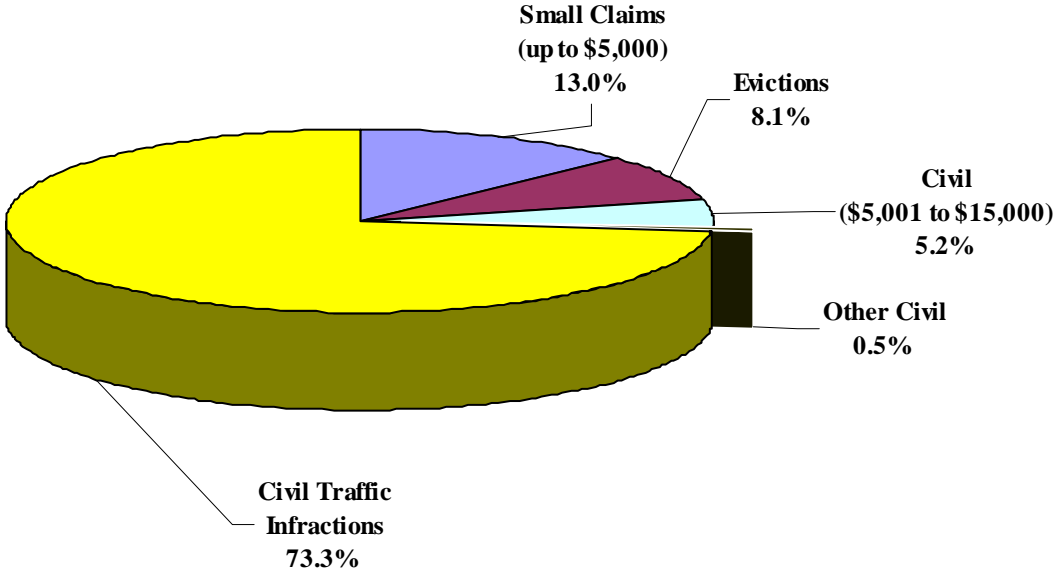


COUNTY CIVIL FILINGS
Statewide by Category, Case Type, and Month
FY 2006-07

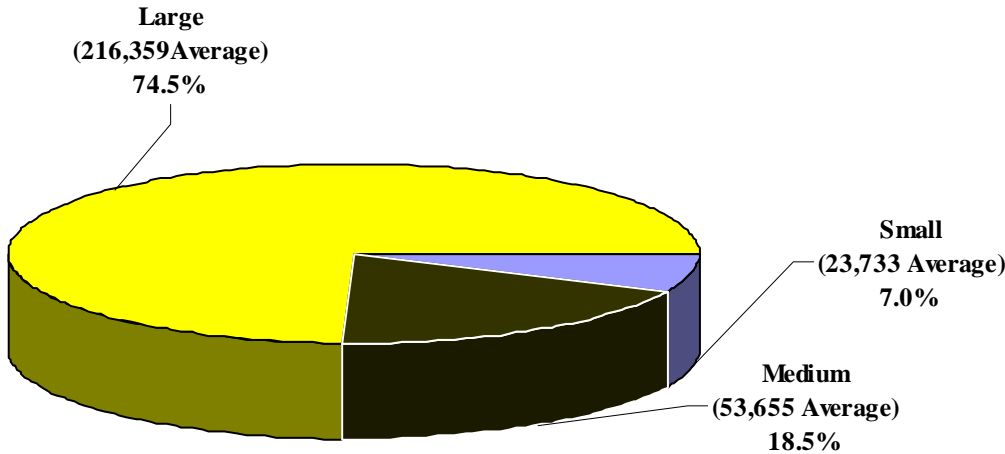
Category/ Case Type	Jul	Aug	Sep	Oct	Nov	Dec	Jan	Feb	Mar	Apr	May	Jun	Total
Small Claims (up to \$5,000)	19,609	24,655	19,977	21,709	19,151	20,969	21,779	20,073	21,827	24,579	24,487	24,405	263,220
Small Claims (up to \$5,000)	19,609	24,655	19,977	21,709	19,151	20,969	21,779	20,073	21,827	24,579	24,487	24,405	263,220
Civil (\$5,001 to \$15,000)	7,870	9,579	7,956	8,169	7,849	8,109	9,171	8,263	9,412	9,359	9,508	9,947	105,192
Civil (\$5,001 to \$15,000)	7,870	9,579	7,956	8,169	7,849	8,109	9,171	8,263	9,412	9,359	9,508	9,947	105,192
Other Civil	617	851	812	874	828	683	755	778	866	763	882	788	9,497
Replevins	208	313	289	240	281	259	308	263	282	286	277	247	3,253
Other Civil	409	538	523	634	547	424	447	515	584	477	605	541	6,244
Evictions	14,411	15,549	14,906	14,965	12,743	12,812	14,534	10,179	12,017	12,241	14,781	14,776	163,914
Evictions	14,411	15,549	14,906	14,965	12,743	12,812	14,534	10,179	12,017	12,241	14,781	14,776	163,914
Civil Traffic*	124,116	131,440	123,857	127,242	122,797	115,323	125,752	116,320	125,076	127,220	128,362	123,168	1,490,673
Civil Traffic Infractions*	124,116	131,440	123,857	127,242	122,797	115,323	125,752	116,320	125,076	127,220	128,362	123,168	1,490,673
Total	166,623	182,074	167,508	172,959	163,368	157,896	171,991	155,613	169,198	174,162	178,020	173,084	2,032,496

*These data do not include all Civil Traffic Infractions reported to the Department of Highway Safety and Motor Vehicles by the clerks of court. They only represent those Civil Traffic Infraction filings involving a judge or hearing officer.

COUNTY CIVIL FILINGS
by Category
FY 2006-07



COUNTY CIVIL FILINGS
*by Circuit Size**
FY 2006-07



*Small Circuits- 2nd, 3rd, 8th, 14th, 16th, 19th;
Medium Circuits- 1st, 5th, 7th, 10th, 12th, 18th, 20th;
Large Circuits- 4th, 6th, 9th, 11th, 13th, 15th, 17th (as defined in the Glossary).



COUNTY CIVIL FILINGS
by Case Type and Circuit
FY 2006-07

Circuit	Small Claims (up to \$5,000)	Civil (\$5,001 to \$15,000)	Replevins	Other Civil	Evictions	Civil Traffic Infractions*	Total
1	8,052	2,493	101	204	4,397	27,730	42,977
2	7,689	1,871	95	18	4,788	13,342	27,803
3	2,322	874	125	28	820	9,524	13,693
4	14,558	5,566	193	459	17,829	67,690	106,295
5	11,065	4,147	167	90	4,748	38,138	58,355
6	17,145	6,910	190	92	10,455	42,701	77,493
7	9,247	3,437	148	31	5,961	38,133	56,957
8	4,822	1,263	112	97	2,835	24,146	33,275
9	19,066	7,575	245	64	16,199	68,560	111,709
10	9,729	3,234	355	284	5,570	28,322	47,494
11	53,001	17,695	212	2,921	23,474	439,344	536,647
12	7,072	2,415	40	729	4,600	23,862	38,718
13	15,718	7,199	379	388	13,598	104,603	141,885
14	3,892	1,381	111	1	1,763	13,952	21,100
15	18,012	7,771	244	8	9,929	193,409	229,373
16	829	348	0	50	442	4,481	6,150
17	31,070	18,320	206	546	18,899	242,072	311,113
18	10,662	4,211	117	101	6,889	41,612	63,592
19	6,961	2,665	69	43	4,026	26,614	40,378
20	12,308	5,817	144	90	6,692	42,438	67,489
Total	263,220	105,192	3,253	6,244	163,914	1,490,673	2,032,496

*These data do not include all Civil Traffic Infractions reported to the Department of Highway Safety and Motor Vehicles by the clerks of court. They only represent those Civil Traffic Infraction filings involving a judge or hearing officer.



COUNTY CIVIL FILINGS
by Category and Circuit/County
FY 2006-07

Circuit/County	Small Claims (up to \$5,000)	Civil (\$5,001 to \$15,000)	Other Civil	Evictions	Civil Traffic Infractions*	Total
Circuit 1	8,052	2,493	305	4,397	27,730	42,977
Escambia	3,788	1,051	211	2,505	10,169	17,724
Okaloosa	2,485	662	55	1,142	8,453	12,797
Santa Rosa	1,204	520	27	538	6,804	9,093
Walton	575	260	12	212	2,304	3,363
Circuit 2	7,689	1,871	113	4,788	13,342	27,803
Franklin	135	29	18	51	423	656
Gadsden	795	204	45	179	4,130	5,353
Jefferson	120	91	3	35	938	1,187
Leon	6,305	1,406	39	4,441	5,682	17,873
Liberty	55	31	1	2	604	693
Wakulla	279	110	7	80	1,565	2,041
Circuit 3	2,322	874	153	820	9,524	13,693
Columbia	885	265	64	487	2,990	4,691
Dixie	114	53	8	36	723	934
Hamilton	138	43	8	47	754	990
Lafayette	100	30	5	6	252	393
Madison	219	60	10	67	2,416	2,772
Suwannee	674	241	19	92	1,430	2,456
Taylor	192	182	39	85	959	1,457
Circuit 4	14,558	5,566	652	17,829	67,690	106,295
Clay	1,737	760	12	1,159	10,282	13,950
Duval	12,203	4,581	627	16,373	54,628	88,412
Nassau	618	225	13	297	2,780	3,933

COUNTY CIVIL FILINGS, Continued
by Category and Circuit/County
FY 2006-07

Circuit/County	Small Claims (up to \$5,000)	Civil (\$5,001 to \$15,000)	Other Civil	Evictions	Civil Traffic Infractions*	Total
Circuit 5	11,065	4,147	257	4,748	38,138	58,355
Citrus	1,453	557	39	537	4,976	7,562
Hernando	2,100	776	28	713	9,959	13,576
Lake	2,868	1,249	51	1,450	8,957	14,575
Marion	4,206	1,385	124	1,906	9,459	17,080
Sumter	438	180	15	142	4,787	5,562
Circuit 6	17,145	6,910	282	10,455	42,701	77,493
Pasco	4,857	2,020	102	2,578	12,761	22,318
Pinellas	12,288	4,890	180	7,877	29,940	55,175
Circuit 7	9,247	3,437	179	5,961	38,133	56,957
Flagler	806	376	19	510	3,808	5,519
Putnam	1,035	291	31	762	3,082	5,201
St. Johns	1,360	639	33	829	8,670	11,531
Volusia	6,046	2,131	96	3,860	22,573	34,706
Circuit 8	4,822	1,263	209	2,835	24,146	33,275
Alachua	3,519	809	134	2,335	15,643	22,440
Baker	248	70	28	72	1,828	2,246
Bradford	293	110	22	136	3,753	4,314
Gilchrist	189	67	1	36	675	968
Levy	476	165	19	149	1,895	2,704
Union	97	42	5	107	352	603
Circuit 9	19,066	7,575	309	16,199	68,560	111,709
Orange	15,458	6,219	188	14,243	54,353	90,461
Osceola	3,608	1,356	121	1,956	14,207	21,248



COUNTY CIVIL FILINGS, Continued
by Category and Circuit/County
FY 2006-07

Circuit/County	Small Claims (up to \$5,000)	Civil (\$5,001 to \$15,000)	Other Civil	Evictions	Civil Traffic Infractions*	Total
Circuit 10	9,729	3,234	639	5,570	28,322	47,494
Hardee	222	93	2	78	2,175	2,570
Highlands	1,104	415	0	376	4,574	6,469
Polk	8,403	2,726	637	5,116	21,573	38,455
Circuit 11	53,001	17,695	3,133	23,474	439,344	536,647
Dade	53,001	17,695	3,133	23,474	439,344	536,647
Circuit 12	7,072	2,415	769	4,600	23,862	38,718
Desoto	299	123	2	95	1,686	2,205
Manatee	2,817	1,242	65	2,255	7,505	13,884
Sarasota	3,956	1,050	702	2,250	14,671	22,629
Circuit 13	15,718	7,199	767	13,598	104,603	141,885
Hillsborough	15,718	7,199	767	13,598	104,603	141,885
Circuit 14	3,892	1,381	112	1,763	13,952	21,100
Bay	2,097	800	53	1,435	7,023	11,408
Calhoun	105	86	14	30	855	1,090
Gulf	194	47	11	38	334	624
Holmes	223	109	8	60	987	1,387
Jackson	953	224	26	121	2,609	3,933
Washington	320	115	0	79	2,144	2,658
Circuit 15	18,012	7,771	252	9,929	193,409	229,373
Palm Beach	18,012	7,771	252	9,929	193,409	229,373
Circuit 16	829	348	50	442	4,481	6,150
Monroe	829	348	50	442	4,481	6,150

COUNTY CIVIL FILINGS, Continued
by Category and Circuit/County
FY 2006-07

Circuit/County	Small Claims (up to \$5,000)	Civil (\$5,001 to \$15,000)	Other Civil	Evictions	Civil Traffic Infractions*	Total
Circuit 17	31,070	18,320	752	18,899	242,072	311,113
Broward	31,070	18,320	752	18,899	242,072	311,113
Circuit 18	10,662	4,211	218	6,889	41,612	63,592
Brevard	5,140	2,160	122	3,392	24,017	34,831
Seminole	5,522	2,051	96	3,497	17,595	28,761
Circuit 19	6,961	2,665	112	4,026	26,614	40,378
Indian River	1,756	556	15	781	5,537	8,645
Martin	1,253	596	23	702	7,299	9,873
Okeechobee	543	158	20	188	2,115	3,024
St. Lucie	3,409	1,355	54	2,355	11,663	18,836
Circuit 20	12,308	5,817	234	6,692	42,438	67,489
Charlotte	1,695	816	29	841	5,975	9,356
Collier	3,057	1,479	51	1,426	14,686	20,699
Glades	66	33	1	36	2,191	2,327
Hendry	438	183	20	179	1,328	2,148
Lee	7,052	3,306	133	4,210	18,258	32,959
State Total	263,220	105,192	9,497	163,914	1,490,673	2,032,496

*These data do not include all Civil Traffic Infractions reported to the Department of Highway Safety and Motor Vehicles by the clerks of court. They only represent those Civil Traffic Infraction filings involving a judge or hearing officer.

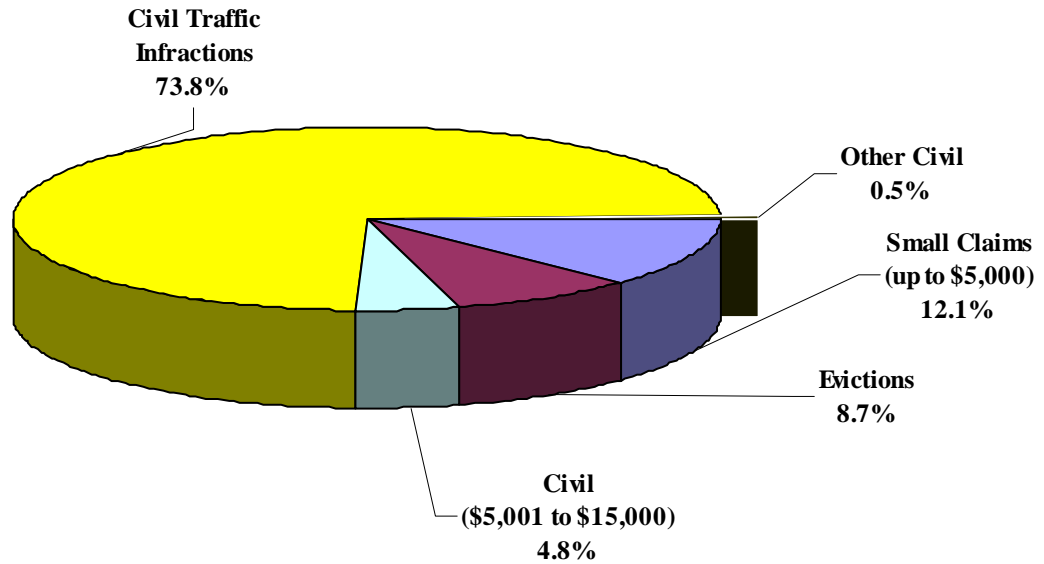
County Civil ❖ **Dispositions**

COUNTY CIVIL DISPOSITIONS
Statewide by Category, Case Type, and Month
FY 2006-07

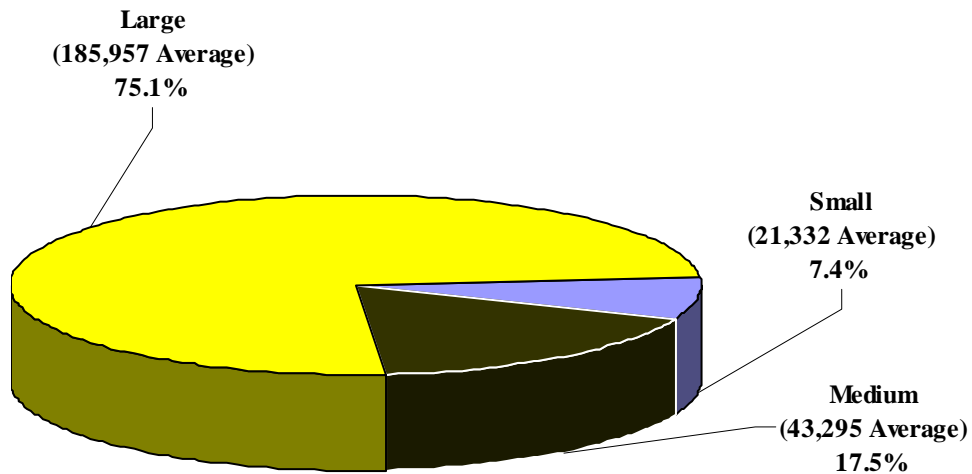
Category/ Case Type	Jul	Aug	Sep	Oct	Nov	Dec	Jan	Feb	Mar	Apr	May	Jun	Total
Small Claims (up to \$5,000)	13,925	16,311	16,029	19,414	16,978	16,637	18,442	17,643	18,342	18,492	18,198	19,897	210,308
Small Claims (up to \$5,000)	13,925	16,311	16,029	19,414	16,978	16,637	18,442	17,643	18,342	18,492	18,198	19,897	210,308
Civil (\$5,001 to \$15,000)	5,941	6,710	6,594	7,238	6,530	6,003	8,516	6,646	7,272	7,413	7,176	7,361	83,400
Civil (\$5,001 to \$15,000)	5,941	6,710	6,594	7,238	6,530	6,003	8,516	6,646	7,272	7,413	7,176	7,361	83,400
Other Civil	498	628	606	598	642	556	697	666	768	654	650	1,425	8,388
Replevins	227	303	253	247	233	212	295	242	268	259	218	586	3,343
Other Civil	271	325	353	351	409	344	402	424	500	395	432	839	5,045
Evictions	12,015	14,417	13,117	13,304	12,226	12,267	13,354	11,346	11,561	11,298	13,181	13,424	151,510
Evictions	12,015	14,417	13,117	13,304	12,226	12,267	13,354	11,346	11,561	11,298	13,181	13,424	151,510
Civil Traffic*	112,165	119,361	114,862	115,501	99,696	84,421	104,488	102,916	107,388	105,456	108,895	104,002	1,279,151
Civil Traffic Infractions*	112,165	119,361	114,862	115,501	99,696	84,421	104,488	102,916	107,388	105,456	108,895	104,002	1,279,151
Total	144,544	157,427	151,208	156,055	136,072	119,884	145,497	139,217	145,331	143,313	148,100	146,109	1,732,757

*These data do not include all Civil Traffic Infractions reported to the Department of Highway Safety and Motor Vehicles by the clerks of court. They only represent those Civil Traffic Infraction dispositions involving a judge or hearing officer.

COUNTY CIVIL DISPOSITIONS
by Category
 FY 2006-07



COUNTY CIVIL DISPOSITIONS
*by Circuit Size**
 FY 2006-07



*Small Circuits- 2nd, 3rd, 8th, 14th, 16th, 19th;
 Medium Circuits- 1st, 5th, 7th, 10th, 12th, 18th, 20th;
 Large Circuits- 4th, 6th, 9th, 11th, 13th, 15th, 17th (as defined in the Glossary).

County Civil ❖ **Dispositions**

COUNTY CIVIL DISPOSITIONS
by Case Type and Circuit
FY 2006-07

Circuit	Small Claims (up to \$5,000)	Civil (\$5,001 to \$15,000)	Replevins	Other Civil	Evictions	Civil Traffic Infractions*	Total
1	7,130	2,207	96	174	4,854	14,776	29,237
2	5,871	1,253	75	10	3,715	16,406	27,330
3	1,754	646	114	25	908	4,948	8,395
4	14,556	4,715	163	317	17,981	73,371	111,103
5	9,346	3,339	203	74	5,552	24,812	43,326
6	14,914	5,909	201	69	9,707	39,277	70,077
7	7,191	2,925	160	31	5,470	33,709	49,486
8	4,712	1,030	85	12	2,243	24,096	32,178
9	14,534	5,985	212	51	12,845	53,865	87,492
10	6,991	2,908	348	219	4,947	21,550	36,963
11	43,496	15,214	217	2,202	23,185	445,403	529,717
12	4,886	1,570	26	450	3,337	15,365	25,634
13	12,698	5,809	336	272	12,625	65,181	96,921
14	3,319	1,139	116	3	1,607	10,158	16,342
15	12,009	5,100	478	456	7,974	80,684	106,701
16	744	379	0	37	465	1,679	3,304
17	22,853	13,314	228	502	18,747	244,044	299,688
18	6,984	2,790	79	43	5,531	46,762	62,189
19	6,077	2,123	72	27	3,771	28,372	40,442
20	10,243	5,045	134	71	6,046	34,693	56,232
Total	210,308	83,400	3,343	5,045	151,510	1,279,151	1,732,757

*These data do not include all Civil Traffic Infractions reported to the Department of Highway Safety and Motor Vehicles by the clerks of court. They only represent those Civil Traffic Infraction dispositions involving a judge or hearing officer.

COUNTY CIVIL DISPOSITIONS
by Category and Circuit/County
FY 2006-07

Circuit/County	Small Claims (up to \$5,000)	Civil (\$5,001 to \$15,000)	Other Civil	Evictions	Civil Traffic Infractions*	Total
Circuit 1	7,130	2,207	270	4,854	14,776	29,237
Escambia	3,647	1,013	182	3,153	4,996	12,991
Okaloosa	1,824	522	45	1,104	3,919	7,414
Santa Rosa	1,071	437	36	467	3,848	5,859
Walton	588	235	7	130	2,013	2,973
Circuit 2	5,871	1,253	85	3,715	16,406	27,330
Franklin	204	55	47	133	522	961
Gadsden	86	2	1	75	6,318	6,482
Jefferson	63	38	1	17	361	480
Leon	5,157	1,034	30	3,427	6,384	16,032
Liberty	54	23	0	3	828	908
Wakulla	307	101	6	60	1,993	2,467
Circuit 3	1,754	646	139	908	4,948	8,395
Columbia	838	222	73	650	1,773	3,556
Dixie	70	32	5	22	398	527
Hamilton	37	10	3	12	469	531
Lafayette	48	9	5	7	82	151
Madison	151	38	6	54	891	1,140
Suwannee	524	185	14	97	463	1,283
Taylor	86	150	33	66	872	1,207
Circuit 4	14,556	4,715	480	17,981	73,371	111,103
Clay	1,510	634	14	968	23,864	26,990
Duval	12,548	3,876	453	16,646	39,432	72,955
Nassau	498	205	13	367	10,075	11,158

County Civil ❖ **Dispositions**

COUNTY CIVIL DISPOSITIONS, Continued
by Category and Circuit/County
FY 2006-07

Circuit/County	Small Claims (up to \$5,000)	Civil (\$5,001 to \$15,000)	Other Civil	Evictions	Civil Traffic Infractions*	Total
Circuit 5	9,346	3,339	277	5,552	24,812	43,326
Citrus	1,269	517	45	544	3,085	5,460
Hernando	1,538	655	23	653	6,926	9,795
Lake	2,029	893	40	963	7,436	11,361
Marion	4,144	1,135	150	3,195	4,635	13,259
Sumter	366	139	19	197	2,730	3,451
Circuit 6	14,914	5,909	270	9,707	39,277	70,077
Pasco	3,358	1,458	65	1,802	11,720	18,403
Pinellas	11,556	4,451	205	7,905	27,557	51,674
Circuit 7	7,191	2,925	191	5,470	33,709	49,486
Flagler	423	206	16	402	2,341	3,388
Putnam	894	254	46	745	1,829	3,768
St. Johns	796	352	24	394	6,696	8,262
Volusia	5,078	2,113	105	3,929	22,843	34,068
Circuit 8	4,712	1,030	97	2,243	24,096	32,178
Alachua	3,626	626	32	1,803	14,532	20,619
Baker	192	66	32	64	1,155	1,509
Bradford	312	100	23	118	2,510	3,063
Gilchrist	188	85	0	36	477	786
Levy	312	124	8	119	5,111	5,674
Union	82	29	2	103	311	527
Circuit 9	14,534	5,985	263	12,845	53,865	87,492
Orange	11,640	4,693	165	11,295	40,989	68,782
Osceola	2,894	1,292	98	1,550	12,876	18,710

COUNTY CIVIL DISPOSITIONS, Continued
by Category and Circuit/County
FY 2006-07

Circuit/County	Small Claims (up to \$5,000)	Civil (\$5,001 to \$15,000)	Other Civil	Evictions	Civil Traffic Infractions*	Total
Circuit 10	6,991	2,908	567	4,947	21,550	36,963
Hardee	144	59	1	56	691	951
Highlands	1,063	425	0	414	1,725	3,627
Polk	5,784	2,424	566	4,477	19,134	32,385
Circuit 11	43,496	15,214	2,419	23,185	445,403	529,717
Dade	43,496	15,214	2,419	23,185	445,403	529,717
Circuit 12	4,886	1,570	476	3,337	15,365	25,634
Desoto	234	77	2	53	802	1,168
Manatee	2,050	860	53	1,747	5,048	9,758
Sarasota	2,602	633	421	1,537	9,515	14,708
Circuit 13	12,698	5,809	608	12,625	65,181	96,921
Hillsborough	12,698	5,809	608	12,625	65,181	96,921
Circuit 14	3,319	1,139	119	1,607	10,158	16,342
Bay	1,874	672	46	1,331	5,570	9,493
Calhoun	82	71	10	26	1,486	1,675
Gulf	156	50	12	32	218	468
Holmes	223	136	25	58	425	867
Jackson	896	181	26	126	1,397	2,626
Washington	88	29	0	34	1,062	1,213
Circuit 15	12,009	5,100	934	7,974	80,684	106,701
Palm Beach	12,009	5,100	934	7,974	80,684	106,701
Circuit 16	744	379	37	465	1,679	3,304
Monroe	744	379	37	465	1,679	3,304

COUNTY CIVIL DISPOSITIONS, Continued
by Category and Circuit/County
FY 2006-07

Circuit/County	Small Claims (up to \$5,000)	Civil (\$5,001 to \$15,000)	Other Civil	Evictions	Civil Traffic Infractions*	Total
Circuit 17	22,853	13,314	730	18,747	244,044	299,688
Broward	22,853	13,314	730	18,747	244,044	299,688
Circuit 18	6,984	2,790	122	5,531	46,762	62,189
Brevard	2,561	1,015	51	1,877	23,116	28,620
Seminole	4,423	1,775	71	3,654	23,646	33,569
Circuit 19	6,077	2,123	99	3,771	28,372	40,442
Indian River	1,578	487	11	705	4,691	7,472
Martin	939	413	24	521	6,028	7,925
Okeechobee	383	97	9	93	2,548	3,130
St. Lucie	3,177	1,126	55	2,452	15,105	21,915
Circuit 20	10,243	5,045	205	6,046	34,693	56,232
Charlotte	1,091	508	13	605	4,445	6,662
Collier	2,506	1,140	49	1,429	11,879	17,003
Glades	42	12	0	15	1,765	1,834
Hendry	368	129	10	163	1,358	2,028
Lee	6,236	3,256	133	3,834	15,246	28,705
State Total	210,308	83,400	8,388	151,510	1,279,151	1,732,757

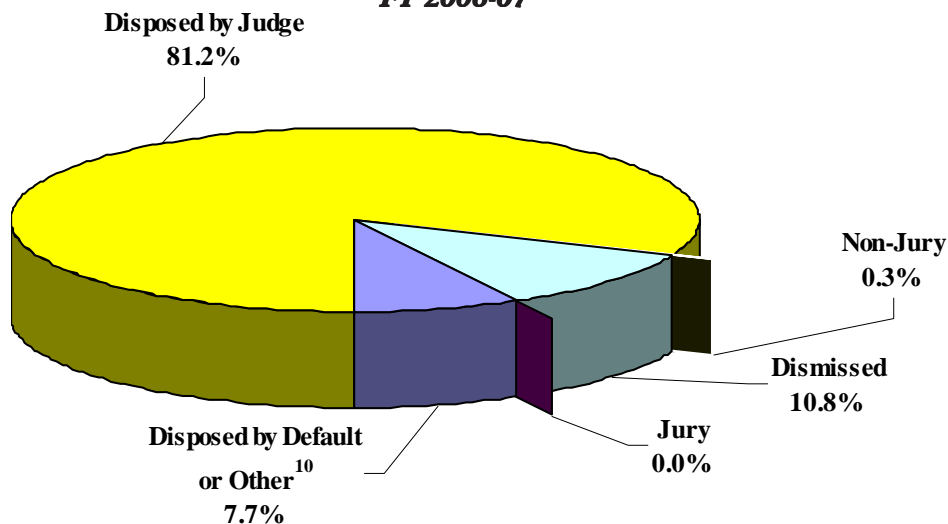
*These data do not include all Civil Traffic Infractions reported to the Department of Highway Safety and Motor Vehicles by the clerks of court. They only represent those Civil Traffic Infraction dispositions involving a judge or hearing officer.

COUNTY CIVIL DISPOSITIONS
Statewide by Case Type and Disposition Type
FY 2006-07

Disposition Type	Small Claims (up to \$5,000)	Civil (\$5,001 to \$15,000)	Replevins	Other Civil	Evictions	Civil Traffic Infractions*	Total
Dismissed Before Hearing	45,251	26,536	809	1,244	37,521	NA	111,361
Dismissed After Hearing	52,921	9,155	757	705	12,607	NA	76,145
Disposed by Default	36,467	21,067	269	980	65,404	NA	124,187
Disposed by Judge (No Trial)	67,828	22,674	1,401	1,451	34,524	1,279,151	1,407,029
Disposed by Non-Jury	3,187	760	61	71	777	NA	4,856
Disposed by Jury	82	49	0	0	7	NA	138
Disposed by Other ¹⁰	4,572	3,159	46	594	670	NA	9,041
Total	210,308	83,400	3,343	5,045	151,510	1,279,151	1,732,757

*These data do not include all Civil Traffic Infractions reported to the Department of Highway Safety and Motor Vehicles by the clerks of court. They only represent those Civil Traffic Infraction dispositions involving a judge or hearing officer.

COUNTY CIVIL DISPOSITIONS
by Disposition Type
FY 2006-07



¹⁰The disposition category “Disposed by Other” is used to report cases as disposed when they are: consolidated into a primary case, transferred or have a change of venue, disposed upon estreatment of a bond, etc.

COUNTY CIVIL JURY TRIAL RATES*
by Circuit
FY 2006-07

Circuit	Disposed by Jury	Total Dispositions	Jury Trial Rates
First (Pensacola)	1	14,461	0.0%
Second (Tallahassee)	1	10,924	0.0%
Third (Lake City)	0	3,447	0.0%
Fourth (Jacksonville)	2	37,732	0.0%
Fifth (Tavares)	1	18,514	0.0%
Sixth (Clearwater)	7	30,800	0.0%
Seventh (Daytona Beach)	3	15,777	0.0%
Eighth (Gainesville)	2	8,082	0.0%
Ninth (Orlando)	3	33,627	0.0%
Tenth (Bartow)	0	15,413	0.0%
Eleventh (Miami)	91	84,314	0.1%
Twelfth (Sarasota)	3	10,269	0.0%
Thirteenth (Tampa)	2	31,740	0.0%
Fourteenth (Panama City)	0	6,184	0.0%
Fifteenth (West Palm Beach)	2	26,017	0.0%
Sixteenth (Key West)	0	1,625	0.0%
Seventeenth (Ft. Lauderdale)	18	55,644	0.0%
Eighteenth (Sanford)	1	15,427	0.0%
Nineteenth (Ft. Pierce)	0	12,070	0.0%
Twentieth (Ft. Myers)	1	21,539	0.0%
Total	138	453,606	0.0%

*These data do not include Civil Traffic Infractions.

The County Civil division also includes special proceedings in the form of reopenings. **These data are provided by the 67 clerks of court. However, special proceedings data are not audited for accuracy by the OSCA.**

Reopening - A reopening occurs when a case that has previously been reported as disposed is resubmitted to the court through a motion or petition.

COUNTY CIVIL SPECIAL PROCEEDINGS

by Circuit

FY 2006-07

Circuit	Reopenings
First (Pensacola)	3,199
Second (Tallahassee)	3,787
Third (Lake City)	402
Fourth (Jacksonville)	6,383
Fifth (Tavares)	4,041
Sixth (Clearwater)	3,247
Seventh (Daytona Beach)	3,570
Eighth (Gainesville)	3,003
Ninth (Orlando)	9,256
Tenth (Bartow)	3,680
Eleventh (Miami)	19,780
Twelfth (Sarasota)	1,838
Thirteenth (Tampa)	12,645
Fourteenth (Panama City)	1,327
Fifteenth (West Palm Beach)	6,263
Sixteenth (Key West)	77
Seventeenth (Ft. Lauderdale)	24,628
Eighteenth (Sanford)	5,141
Nineteenth (Ft. Pierce)	2,739
Twentieth (Ft. Myers)	3,821
Total	118,827