

County Criminal ❖ Overview

The County Criminal division includes the following three categories of criminal offenses: misdemeanors and criminal traffic, municipal and county ordinances, and driving under the influence. Within these categories are the following case types:

Misdemeanor & Criminal Traffic - misdemeanors, worthless checks, and criminal traffic offenses

County & Municipal Ordinances - county ordinance and municipal ordinance violations

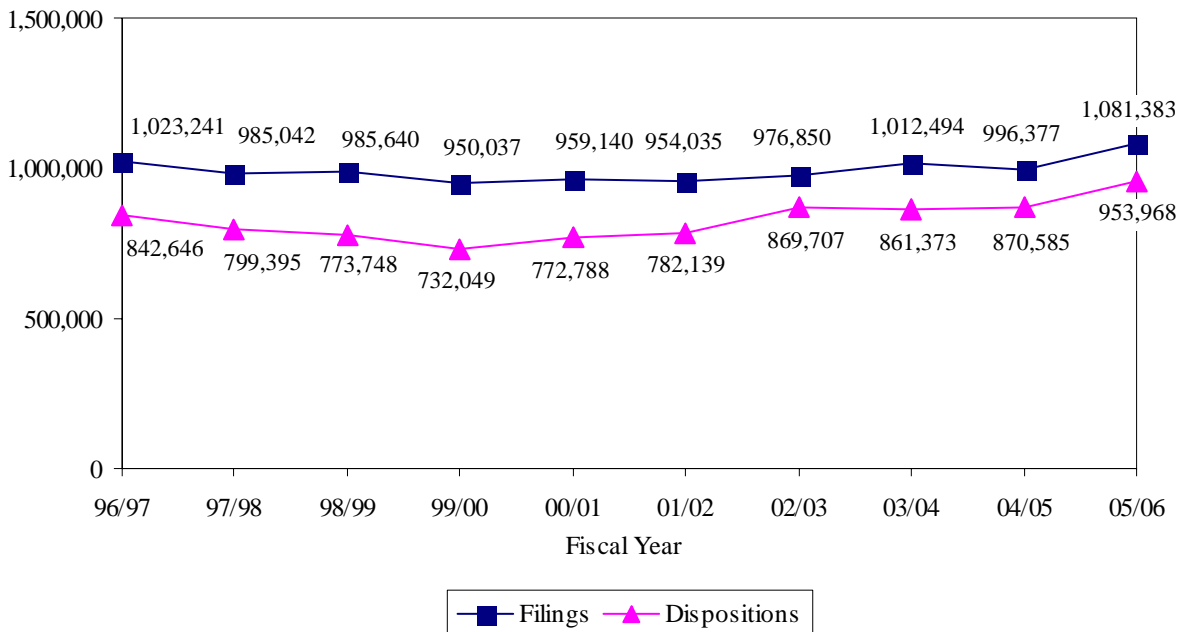
Driving Under the Influence - driving under the influence (DUI) offenses

The Summary Reporting System does not directly capture criminal traffic and DUI cases. These data are reported independently by clerks of court to the Department of Highway Safety and Motor Vehicles (DHSMV). The DHSMV then provides these data annually to the Office of the State Courts Administrator.

In the County Criminal division, *Filings* correspond to each defendant against whom a sworn complaint, notice to appear, information, or indictment is filed. *Dispositions* correspond to each defendant for whom a final judicial decision is rendered terminating a criminal proceeding by an acquittal, a dismissal, or a judgment stating the specific sentence (in the case of a conviction). *Jury Trials* are defined as trials in which a group of citizens is impaneled, selected and sworn to determine the issues of fact in a case.

COUNTY CRIMINAL FILINGS & DISPOSITIONS

FY 1996-97 to FY 2005-06

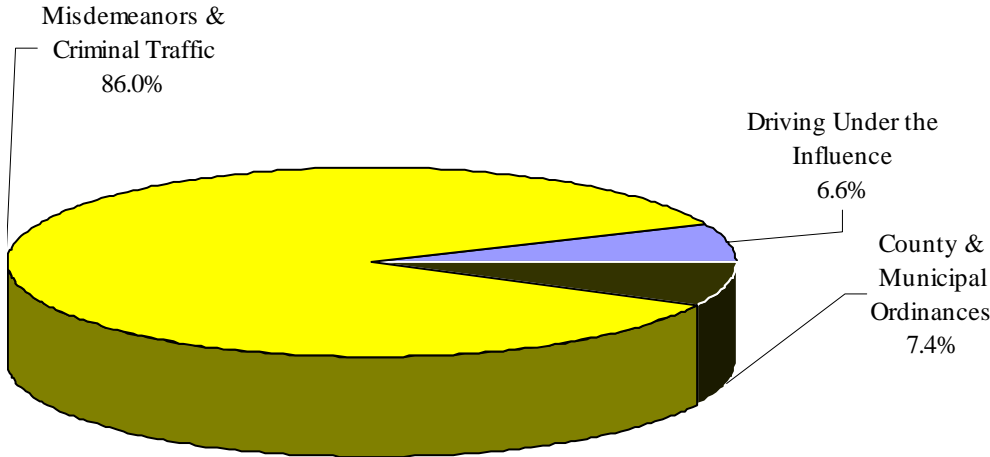


COUNTY CRIMINAL FILINGS
Statewide by Category, Case Type, and Month
FY 2005-06

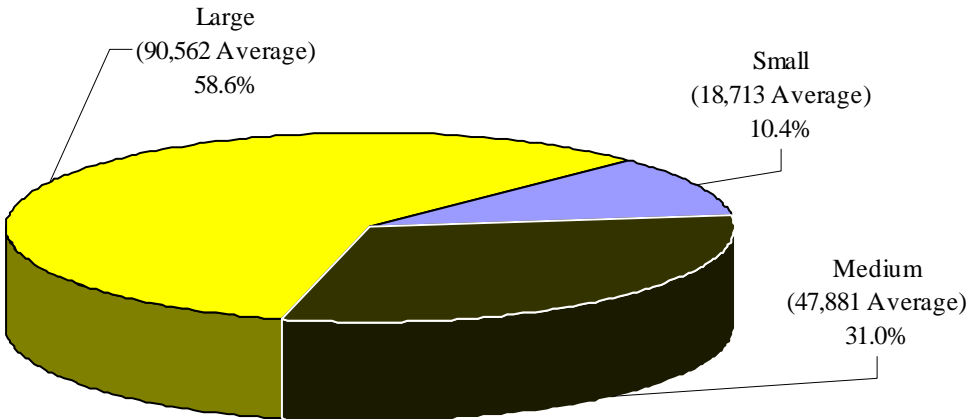
Category/ Case Type	Jul	Aug	Sep	Oct	Nov	Dec	Jan	Feb	Mar	Apr	May	Jun	Total
Misdemeanors & Criminal Traffic	77,136	81,888	78,288	73,890	73,925	73,516	78,758	71,984	81,738	77,032	81,511	80,117	929,783
Misdemeanors	32,364	33,161	32,397	30,990	30,036	29,458	31,151	28,100	34,338	32,416	34,986	33,016	382,413
Worthless Checks	3,998	4,554	3,786	3,844	3,794	3,902	3,679	3,808	4,346	3,097	3,616	4,257	46,681
Criminal Traffic	40,774	44,173	42,105	39,056	40,095	40,156	43,928	40,076	43,054	41,519	42,909	42,844	500,689
County & Municipal Ordinances	6,893	6,843	6,546	5,992	6,218	5,567	6,008	6,102	7,975	7,211	7,928	7,148	80,431
County Ordinances	2,565	2,474	2,402	2,614	2,208	2,372	2,405	2,726	3,141	2,930	3,153	2,935	31,925
Municipal Ordinances	4,328	4,369	4,144	3,378	4,010	3,195	3,603	3,376	4,834	4,281	4,775	4,213	48,506
Driving Under the Influence	5,632	5,503	5,655	5,685	5,491	5,989	6,209	6,121	6,350	6,135	6,254	6,145	71,169
Driving Under the Influence	5,632	5,503	5,655	5,685	5,491	5,989	6,209	6,121	6,350	6,135	6,254	6,145	71,169
Total	89,661	94,234	90,489	85,567	85,634	85,072	90,975	84,207	96,063	90,378	95,693	93,410	1,081,383

6

COUNTY CRIMINAL FILINGS
by Category
FY 2005-06



COUNTY CRIMINAL FILINGS
*by Circuit Size**
FY 2005-06



*Small Circuits- 2nd, 3rd, 8th, 14th, 16th, 19th;
Medium Circuits- 1st, 5th, 7th, 10th, 12th, 18th, 20th;
Large Circuits- 4th, 6th, 9th, 11th, 13th, 15th, 17th (as defined in the Glossary).

COUNTY CRIMINAL FILINGS
by Case Type and Circuit
FY 2005-06

Circuit	Misdemeanors	Worthless Checks	Criminal Traffic	County Ordinances	Municipal Ordinances	Driving Under the Influence	Total
1	14,933	2,367	15,158	964	108	3,391	36,921
2	7,969	1,913	5,571	0	152	1,151	16,756
3	4,231	893	4,434	194	80	595	10,427
4	24,121	17,978	43,141	135	2,306	4,650	92,331
5	14,925	1,221	18,256	935	484	2,697	38,518
6	27,370	4,059	37,188	2,747	3,652	7,380	82,396
7	27,261	3,452	21,041	641	3,020	3,219	58,634
8	9,683	3,486	7,222	94	1,556	1,411	23,452
9	25,010	11	29,167	4,287	1,575	5,137	65,187
10	15,031	3,452	16,300	4,620	580	2,465	42,448
11	49,158	29	76,200	10,565	9,850	5,138	150,940
12	13,051	612	17,344	237	1,600	2,913	35,757
13	27,138	1,151	39,531	985	2,270	7,486	78,561
14	8,547	3,847	7,514	89	356	1,315	21,668
15	25,812	6	44,495	1,460	2,541	3,233	77,547
16	2,483	175	1,236	63	132	294	4,383
17	21,776	72	51,227	811	7,179	5,910	86,975
18	30,282	395	18,813	52	78	4,039	53,659
19	13,316	693	14,804	880	3,120	2,779	35,592
20	20,316	869	32,047	2,166	7,867	5,966	69,231
Total	382,413	46,681	500,689	31,925	48,506	71,169	1,081,383

6

COUNTY CRIMINAL FILINGS
by Category and Circuit/County
FY 2005-06

Circuit/County	Misdemeanors & Criminal Traffic	County & Municipal Ordinances	Driving Under the Influence	Total
Circuit 1	32,458	1,072	3,391	36,921
Escambia	14,339	90	1,195	15,624
Okaloosa	9,161	149	1,235	10,545
Santa Rosa	5,962	479	497	6,938
Walton	2,996	354	464	3,814
Circuit 2	15,453	152	1,151	16,756
Franklin	1,108	2	129	1,239
Gadsden	2,541	3	183	2,727
Jefferson	448	0	29	477
Leon	10,054	147	588	10,789
Liberty	305	0	67	372
Wakulla	997	0	155	1,152
Circuit 3	9,558	274	595	10,427
Columbia	3,832	188	172	4,192
Dixie	491	3	60	554
Hamilton	905	0	72	977
Lafayette	205	0	12	217
Madison	1,015	0	45	1,060
Suwannee	1,850	76	136	2,062
Taylor	1,260	7	98	1,365
Circuit 4	85,240	2,441	4,650	92,331
Clay	6,682	14	613	7,309
Duval	75,348	2,230	3,768	81,346
Nassau	3,210	197	269	3,676

COUNTY CRIMINAL FILINGS, Continued
by Category and Circuit/County
FY 2005-06

Circuit/County	Misdemeanors & Criminal Traffic	County & Municipal Ordinances	Driving Under the Influence	Total
Circuit 5	34,402	1,419	2,697	38,518
Citrus	3,679	408	377	4,464
Hernando	5,317	5	532	5,854
Lake	11,414	331	797	12,542
Marion	11,414	628	866	12,908
Sumter	2,578	47	125	2,750
Circuit 6	68,617	6,399	7,380	82,396
Pasco	16,792	384	2,447	19,623
Pinellas	51,825	6,015	4,933	62,773
Circuit 7	51,754	3,661	3,219	58,634
Flagler	3,016	0	212	3,228
Putnam	4,567	55	211	4,833
St. Johns	6,856	331	521	7,708
Volusia	37,315	3,275	2,275	42,865
Circuit 8	20,391	1,650	1,411	23,452
Alachua	14,847	1,549	959	17,355
Baker	976	3	98	1,077
Bradford	1,436	0	80	1,516
Gilchrist	774	14	79	867
Levy	1,921	84	156	2,161
Union	437	0	39	476
Circuit 9	54,188	5,862	5,137	65,187
Orange	42,318	5,824	4,215	52,357
Osceola	11,870	38	922	12,830

COUNTY CRIMINAL FILINGS, Continued
by Category and Circuit/County
FY 2005-06

Circuit/County	Misdemeanors & Criminal Traffic	County & Municipal Ordinances	Driving Under the Influence	Total
Circuit 10	34,783	5,200	2,465	42,448
Hardee	1,754	178	120	2,052
Highlands	3,536	13	391	3,940
Polk	29,493	5,009	1,954	36,456
Circuit 11	125,387	20,415	5,138	150,940
Dade	125,387	20,415	5,138	150,940
Circuit 12	31,007	1,837	2,913	35,757
Desoto	1,923	0	93	2,016
Manatee	13,176	534	1,343	15,053
Sarasota	15,908	1,303	1,477	18,688
Circuit 13	67,820	3,255	7,486	78,561
Hillsborough	67,820	3,255	7,486	78,561
Circuit 14	19,908	445	1,315	21,668
Bay	13,466	443	919	14,828
Calhoun	805	0	81	886
Gulf	837	0	66	903
Holmes	1,166	0	66	1,232
Jackson	2,486	2	95	2,583
Washington	1,148	0	88	1,236
Circuit 15	70,313	4,001	3,233	77,547
Palm Beach	70,313	4,001	3,233	77,547
Circuit 16	3,894	195	294	4,383
Monroe	3,894	195	294	4,383

COUNTY CRIMINAL FILINGS, Continued
by Category and Circuit/County
FY 2005-06

Circuit/County	Misdemeanors & Criminal Traffic	County & Municipal Ordinances	Driving Under the Influence	Total
Circuit 17	73,075	7,990	5,910	86,975
Broward	73,075	7,990	5,910	86,975
Circuit 18	49,490	130	4,039	53,659
Brevard	35,028	51	3,018	38,097
Seminole	14,462	79	1,021	15,562
Circuit 19	28,813	4,000	2,779	35,592
Indian River	5,099	318	746	6,163
Martin	7,873	151	919	8,943
Okeechobee	2,211	1	92	2,304
St. Lucie	13,630	3,530	1,022	18,182
Circuit 20	53,232	10,033	5,966	69,231
Charlotte	3,774	0	500	4,274
Collier	18,440	1,156	2,608	22,204
Glades	724	2	32	758
Hendry	2,856	98	198	3,152
Lee	27,438	8,777	2,628	38,843
State Total	929,783	80,431	71,169	1,081,383

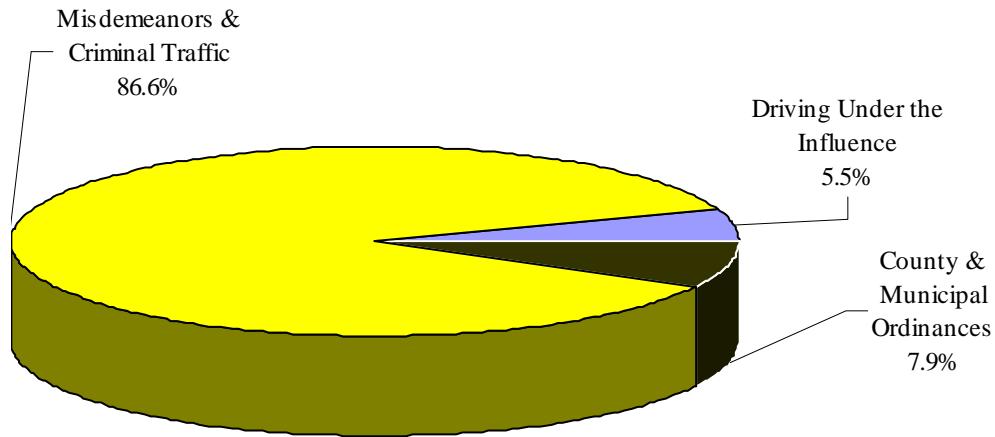
6

County Criminal ❖ Dispositions

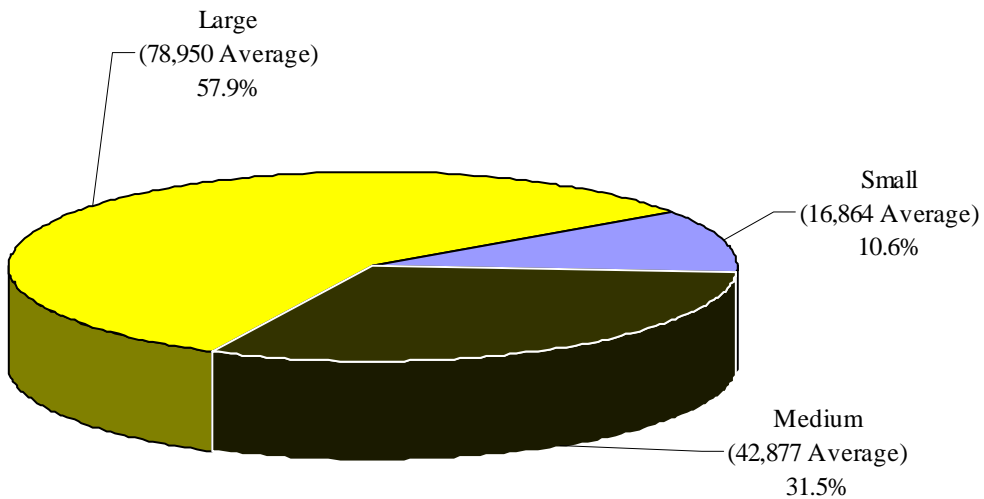
COUNTY CRIMINAL DISPOSITIONS
Statewide by Category, Case Type, and Month
FY 2005-06

Category/ Case Type	Jul	Aug	Sep	Oct	Nov	Dec	Jan	Feb	Mar	Apr	May	Jun	Total
Misdemeanors & Criminal Traffic	63,864	73,215	70,656	62,738	62,666	60,892	70,942	68,455	73,197	67,706	76,570	75,024	825,925
Misdemeanors	26,688	32,483	30,976	27,788	28,507	26,962	30,281	28,959	31,518	29,306	34,138	35,544	363,150
Worthless Checks	3,600	4,394	4,226	3,965	3,138	3,182	4,103	3,764	3,992	3,118	3,556	3,546	44,584
Criminal Traffic	33,576	36,338	35,454	30,985	31,021	30,748	36,558	35,732	37,687	35,282	38,876	35,934	418,191
County & Municipal Ordinances	5,774	6,660	6,586	6,587	5,156	5,174	5,362	5,811	7,098	6,067	7,624	7,393	75,292
County Ordinances	2,041	2,481	2,890	3,439	2,040	1,866	2,249	2,335	2,706	2,224	3,020	2,715	30,006
Municipal Ordinances	3,733	4,179	3,696	3,148	3,116	3,308	3,113	3,476	4,392	3,843	4,604	4,678	45,286
Driving Under the Influence	4,560	4,428	4,386	4,292	3,964	4,163	4,520	4,516	4,690	4,423	4,459	4,350	52,751
Driving Under the Influence	4,560	4,428	4,386	4,292	3,964	4,163	4,520	4,516	4,690	4,423	4,459	4,350	52,751
Total	74,198	84,303	81,628	73,617	71,786	70,229	80,824	78,782	84,985	78,196	88,653	86,767	953,968

COUNTY CRIMINAL DISPOSITIONS
by Category
FY 2005-06



COUNTY CRIMINAL DISPOSITIONS
*by Circuit Size**
FY 2005-06



*Small Circuits- 2nd, 3rd, 8th, 14th, 16th, 19th;
Medium Circuits- 1st, 5th, 7th, 10th, 12th, 18th, 20th;
Large Circuits- 4th, 6th, 9th, 11th, 13th, 15th, 17th (as defined in the Glossary).

County Criminal ❖ Dispositions

COUNTY CRIMINAL DISPOSITIONS
by Case Type and Circuit
FY 2005-06

Circuit	Misdemeanors	Worthless Checks	Criminal Traffic	County Ordinances	Municipal Ordinances	Driving Under the Influence	Total
1	13,769	2,560	12,829	647	77	2,945	32,827
2	8,533	868	3,919	1	256	760	14,337
3	6,302	2,115	3,478	252	37	388	12,572
4	24,990	15,436	29,368	48	2,743	2,310	74,895
5	13,983	1,485	15,787	762	494	2,297	34,808
6	22,628	3,886	32,034	2,649	3,294	5,815	70,306
7	26,481	3,290	17,469	689	2,773	2,657	53,359
8	9,624	2,834	5,994	96	1,485	1,141	21,174
9	25,037	519	21,238	5,790	1,563	3,494	57,641
10	14,593	3,155	15,893	3,469	640	2,111	39,861
11	41,995	113	70,046	10,201	10,543	3,613	136,511
12	12,925	822	14,538	215	1,475	1,953	31,928
13	27,106	2,078	33,060	770	2,417	5,909	71,340
14	8,896	2,696	6,623	106	405	1,077	19,803
15	23,660	117	36,979	995	2,141	2,639	66,531
16	2,235	174	1,215	30	122	305	4,081
17	20,377	120	43,550	681	6,903	3,795	75,426
18	29,911	803	13,371	46	71	3,041	47,243
19	12,209	672	12,250	569	1,118	2,396	29,214
20	17,896	841	28,550	1,990	6,729	4,105	60,111
Total	363,150	44,584	418,191	30,006	45,286	52,751	953,968

COUNTY CRIMINAL DISPOSITIONS
by Category and Circuit/County
FY 2005-06

Circuit/County	Misdemeanors & Criminal Traffic	County & Municipal Ordinances	Driving Under the Influence	Total
Circuit 1	29,158	724	2,945	32,827
Escambia	13,202	84	1,096	14,382
Okaloosa	7,877	60	1,082	9,019
Santa Rosa	5,676	348	344	6,368
Walton	2,403	232	423	3,058
Circuit 2	13,320	257	760	14,337
Franklin	1,040	0	117	1,157
Gadsden	1,818	3	133	1,954
Jefferson	388	0	25	413
Leon	8,922	254	307	9,483
Liberty	190	0	39	229
Wakulla	962	0	139	1,101
Circuit 3	11,895	289	388	12,572
Columbia	4,029	216	156	4,401
Dixie	417	2	39	458
Hamilton	720	1	48	769
Lafayette	193	0	12	205
Madison	818	0	35	853
Suwannee	4,659	63	46	4,768
Taylor	1,059	7	52	1,118
Circuit 4	69,794	2,791	2,310	74,895
Clay	6,180	13	566	6,759
Duval	60,586	2,709	1,599	64,894
Nassau	3,028	69	145	3,242

6

County Criminal ❖ Dispositions

COUNTY CRIMINAL DISPOSITIONS, Continued
by Category and Circuit/County
FY 2005-06

Circuit/County	Misdemeanors & Criminal Traffic	County & Municipal Ordinances	Driving Under the Influence	Total
Circuit 5	31,255	1,256	2,297	34,808
Citrus	3,331	254	344	3,929
Hernando	4,764	5	494	5,263
Lake	10,369	324	578	11,271
Marion	10,454	631	775	11,860
Sumter	2,337	42	106	2,485
Circuit 6	58,548	5,943	5,815	70,306
Pasco	13,910	417	1,866	16,193
Pinellas	44,638	5,526	3,949	54,113
Circuit 7	47,240	3,462	2,657	53,359
Flagler	2,353	0	177	2,530
Putnam	4,480	43	171	4,694
St. Johns	6,099	406	394	6,899
Volusia	34,308	3,013	1,915	39,236
Circuit 8	18,452	1,581	1,141	21,174
Alachua	13,272	1,479	762	15,513
Baker	930	2	76	1,008
Bradford	1,365	0	90	1,455
Gilchrist	628	14	71	713
Levy	1,926	86	121	2,133
Union	331	0	21	352
Circuit 9	46,794	7,353	3,494	57,641
Orange	37,113	7,336	2,718	47,167
Osceola	9,681	17	776	10,474

COUNTY CRIMINAL DISPOSITIONS, Continued
by Category and Circuit/County
FY 2005-06

Circuit/County	Misdemeanors & Criminal Traffic	County & Municipal Ordinances	Driving Under the Influence	Total
Circuit 10	33,641	4,109	2,111	39,861
Hardee	1,470	134	91	1,695
Highlands	3,380	16	347	3,743
Polk	28,791	3,959	1,673	34,423
Circuit 11	112,154	20,744	3,613	136,511
Dade	112,154	20,744	3,613	136,511
Circuit 12	28,285	1,690	1,953	31,928
Desoto	1,457	0	63	1,520
Manatee	11,689	453	874	13,016
Sarasota	15,139	1,237	1,016	17,392
Circuit 13	62,244	3,187	5,909	71,340
Hillsborough	62,244	3,187	5,909	71,340
Circuit 14	18,215	511	1,077	19,803
Bay	12,832	510	748	14,090
Calhoun	594	0	71	665
Gulf	762	0	58	820
Holmes	1,130	0	55	1,185
Jackson	1,712	1	75	1,788
Washington	1,185	0	70	1,255
Circuit 15	60,756	3,136	2,639	66,531
Palm Beach	60,756	3,136	2,639	66,531
Circuit 16	3,624	152	305	4,081
Monroe	3,624	152	305	4,081

6

County Criminal ❖ Dispositions

COUNTY CRIMINAL DISPOSITIONS, Continued
by Category and Circuit/County
FY 2005-06

Circuit/County	Misdemeanors & Criminal Traffic	County & Municipal Ordinances	Driving Under the Influence	Total
Circuit 17	64,047	7,584	3,795	75,426
Broward	64,047	7,584	3,795	75,426
Circuit 18	44,085	117	3,041	47,243
Brevard	28,724	33	2,043	30,800
Seminole	15,361	84	998	16,443
Circuit 19	25,131	1,687	2,396	29,214
Indian River	4,203	153	640	4,996
Martin	7,029	241	732	8,002
Okeechobee	2,061	1	85	2,147
St. Lucie	11,838	1,292	939	14,069
Circuit 20	47,287	8,719	4,105	60,111
Charlotte	3,607	0	382	3,989
Collier	15,915	1,140	1,657	18,712
Glades	478	0	22	500
Hendry	2,538	87	166	2,791
Lee	24,749	7,492	1,878	34,119
State Total	825,925	75,292	52,751	953,968

COUNTY CRIMINAL DISPOSITIONS
Statewide by Case Type and Disposition Type
FY 2005-06

Disposition Type	Misdemeanors	Worthless Checks	County Ordinances	Municipal Ordinances	Total
Before Trial	359,304	44,516	29,515	44,822	478,157
No File	40,656	258	264	1,482	42,660
Speedy Trial	10	2	5	7	24
Dismissed	70,441	15,764	11,482	10,775	108,462
Transferred	956	151	4	6	1,117
Plea	219,285	19,579	15,861	30,934	285,659
Other ⁸	27,956	8,762	1,899	1,618	40,235
After Trial Non-Jury	2,217	63	468	445	3,193
Acquittal/Dismissal	843	16	119	118	1,096
Plea	493	30	28	40	591
Convictions	881	17	321	287	1,506
After Trial By Jury	1,629	5	23	19	1,676
Acquittal/Dismissal	991	1	13	4	1,009
Plea	146	2	3	2	153
Conviction	492	2	7	13	514
Total	363,150	44,584	30,006	45,286	483,026

COUNTY CRIMINAL TRAFFIC DISPOSITIONS
Statewide by Case Type and Disposition Type
FY 2005-06

Disposition Type	Criminal Traffic	Driving Under the Influence	Total
Disposed by Judge (No Trial)	276,732	35,453	312,185
Disposed by Jury Trial	574	1,985	2,559
Disposed by Non-Jury Trial	44,342	9,887	54,229
Disposed by Other	96,543	5,426	101,969
Total	418,191	52,751	470,942

⁸The disposition category "Other" is used to report cases as disposed for: defendants placed on deferred prosecution or other pretrial diversion or probation program approved after an information or indictment is filed, defendants declared mentally or physically unable to stand trial, cases disposed upon estreatment of a bond, cases that are nolle prosequi (no further prosecution) for administrative reasons, etc.

County Criminal ❖ Dispositions

COUNTY CRIMINAL JURY TRIAL DISPOSITIONS*
by Circuit
FY 2005-06

Circuit	Acquittals/Dismissals	Pleas	Convictions	Total
First (Pensacola)	43	4	16	63
Second (Tallahassee)	36	1	16	53
Third (Lake City)	9	0	3	12
Fourth (Jacksonville)	2	1	1	4
Fifth (Tavares)	40	10	42	92
Sixth (Clearwater)	84	4	51	139
Seventh (Daytona Beach)	45	18	18	81
Eighth (Gainesville)	19	3	20	42
Ninth (Orlando)	99	11	60	170
Tenth (Bartow)	48	4	35	87
Eleventh (Miami)	78	4	66	148
Twelfth (Sarasota)	36	3	32	71
Thirteenth (Tampa)	31	1	17	49
Fourteenth (Panama City)	25	4	11	40
Fifteenth (West Palm Beach)	90	17	13	120
Sixteenth (Key West)	12	3	9	24
Seventeenth (Ft. Lauderdale)	89	0	15	104
Eighteenth (Sanford)	149	49	49	247
Nineteenth (Ft. Pierce)	35	8	18	61
Twentieth (Ft. Myers)	39	8	22	69
Total	1,009	153	514	1,676

*Criminal Traffic and DUI dispositions are not included.

COUNTY CRIMINAL JURY TRIAL AND CONVICTION RATES*
by Circuit
FY 2005-06

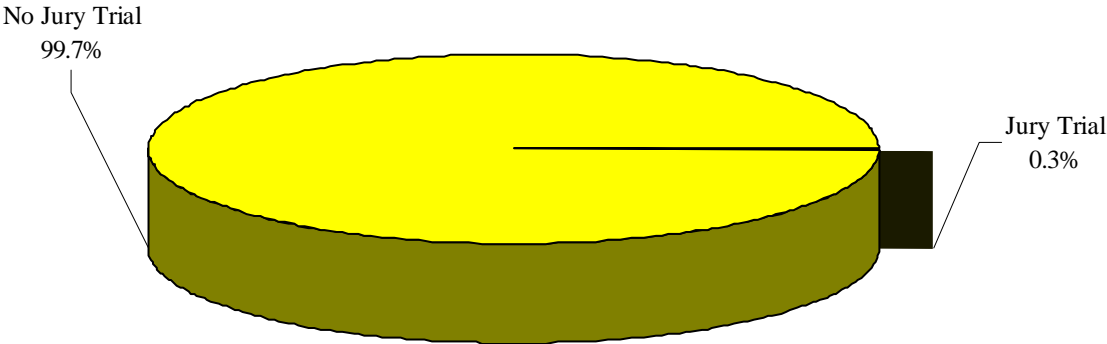
Circuit	By Jury - Acquittals/ Dismissals, Pleas, & Convictions	Total Dispositions	Jury Trial Rates	Total Pleas & Convictions	Total Dispositions (excludes No Files, Transferred & Other)	Conviction Rates
First (Pensacola)	63	17,053	0.4%	12,137	14,950	81.2%
Second (Tallahassee)	53	9,658	0.5%	5,553	5,907	94.0%
Third (Lake City)	12	8,706	0.1%	3,723	8,022	46.4%
Fourth (Jacksonville)	4	43,217	0.0%	27,177	35,755	76.0%
Fifth (Tavares)	92	16,724	0.6%	13,006	14,438	90.1%
Sixth (Clearwater)	139	32,457	0.4%	24,719	26,007	95.0%
Seventh (Daytona Beach)	81	33,233	0.2%	19,809	25,368	78.1%
Eighth (Gainesville)	42	14,039	0.3%	5,769	9,127	63.2%
Ninth (Orlando)	170	32,909	0.5%	15,893	23,517	67.6%
Tenth (Bartow)	87	21,857	0.4%	13,569	16,702	81.2%
Eleventh (Miami)	148	62,852	0.2%	25,950	53,579	48.4%
Twelfth (Sarasota)	71	15,437	0.5%	10,293	11,361	90.6%
Thirteenth (Tampa)	49	32,371	0.2%	18,541	28,409	65.3%
Fourteenth (Panama City)	40	12,103	0.3%	8,409	9,901	84.9%
Fifteenth (West Palm Beach)	120	26,913	0.4%	14,268	24,559	58.1%
Sixteenth (Key West)	24	2,561	0.9%	1,888	2,354	80.2%
Seventeenth (Ft. Lauderdale)	104	28,081	0.4%	21,092	25,482	82.8%
Eighteenth (Sanford)	247	30,831	0.8%	16,419	26,259	62.5%
Nineteenth (Ft. Pierce)	61	14,568	0.4%	8,735	11,975	72.9%
Twentieth (Ft. Myers)	69	27,456	0.3%	21,473	25,342	84.7%
Total	1,676	483,026	0.3%	288,423	399,014	72.3%

*Criminal Traffic and DUI dispositions are not included.

6

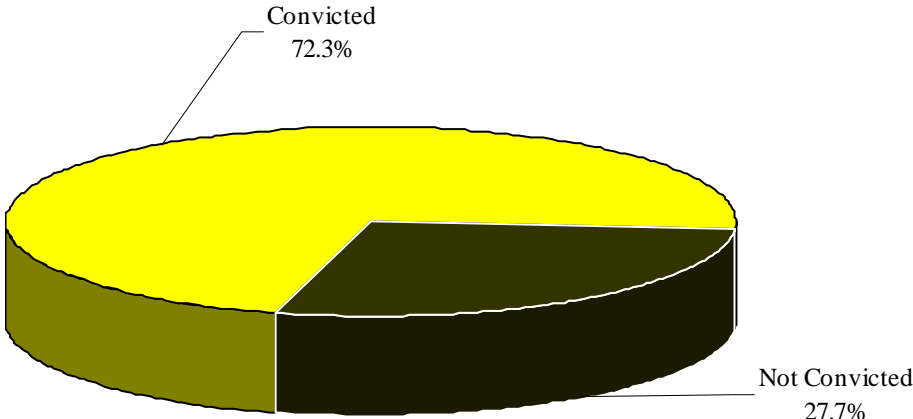
COUNTY CRIMINAL JURY TRIAL RATE

FY 2005-06



COUNTY CRIMINAL CONVICTION RATE

FY 2005-06



The County Criminal division also involves special proceedings such as reopenings, bond hearings, adversary preliminary hearings, probation revocation hearings, and post conviction relief motions. **These data are provided by the 67 clerks of court. However, special proceedings data are not audited for accuracy by the OSCA.**

Reopening - A reopening occurs when a case that has previously been reported as disposed is resubmitted to the court through a motion or petition.

Bond Hearing - A bond hearing is a hearing in which a county court judge considers a defendant's pretrial release status at a special hearing for the purpose of setting or modifying bond or other pretrial release.

Adversary Preliminary Hearing - An adversary preliminary hearing is a proceeding in which a judge considers evidence presented so that the court can determine whether there is sufficient cause to hold the accused for trial.

Probation Revocation Hearing - A probation revocation hearing is a proceeding in which a judge determines whether a defendant's probation should be modified or revoked following an alleged violation.

Post Conviction Relief Motion - A post conviction relief motion is a motion to vacate, set aside, or correct a sentence pursuant to rule 3.850, Florida Rules of Criminal Procedure.

County Criminal ❖ **Special Proceedings**

COUNTY CRIMINAL SPECIAL PROCEEDINGS
by Circuit
FY 2005-06

Circuit	Reopenings	Bond Hearings	Adversary Preliminary Hearings	Probation Revocation Hearings	Post Conviction Relief Motions	Total
1	956	29	0	3,108	35	4,128
2	756	15	0	783	2	1,556
3	68	7	0	475	1	551
4	305	122	0	2,837	12	3,276
5	1,093	8	0	2,817	0	3,918
6	560	2,017	6	4,617	9	7,209
7	334	11	0	3,095	2	3,442
8	322	91	0	3,440	1	3,854
9	1,060	207	0	1,727	7	3,001
10	1,076	42	5	1,883	2	3,008
11	0	18	0	967	517	1,502
12	823	60	0	2,447	6	3,336
13	4,685	379	0	3,059	0	8,123
14	982	0	0	937	0	1,919
15	0	0	0	2,011	0	2,011
16	57	25	0	244	1	327
17	769	171	0	2,194	702	3,836
18	3,001	107	0	2,591	8	5,707
19	138	43	0	2,974	2	3,157
20	890	135	0	3,315	9	4,349
Total	17,875	3,487	11	45,521	1,316	68,210

-This page intentionally left blank-