

Circuit Civil ❖ **Overview**

The Circuit Civil division includes the following four categories of civil cases: professional malpractice and product liability, auto and other negligence, contracts, and other circuit civil. Within these categories are the following case types:

Professional Malpractice and Product Liability - professional malpractice and product liability

Auto and Other Negligence - auto negligence and other negligence

Contracts - condominium, contract and indebtedness, real property, and mortgage foreclosure

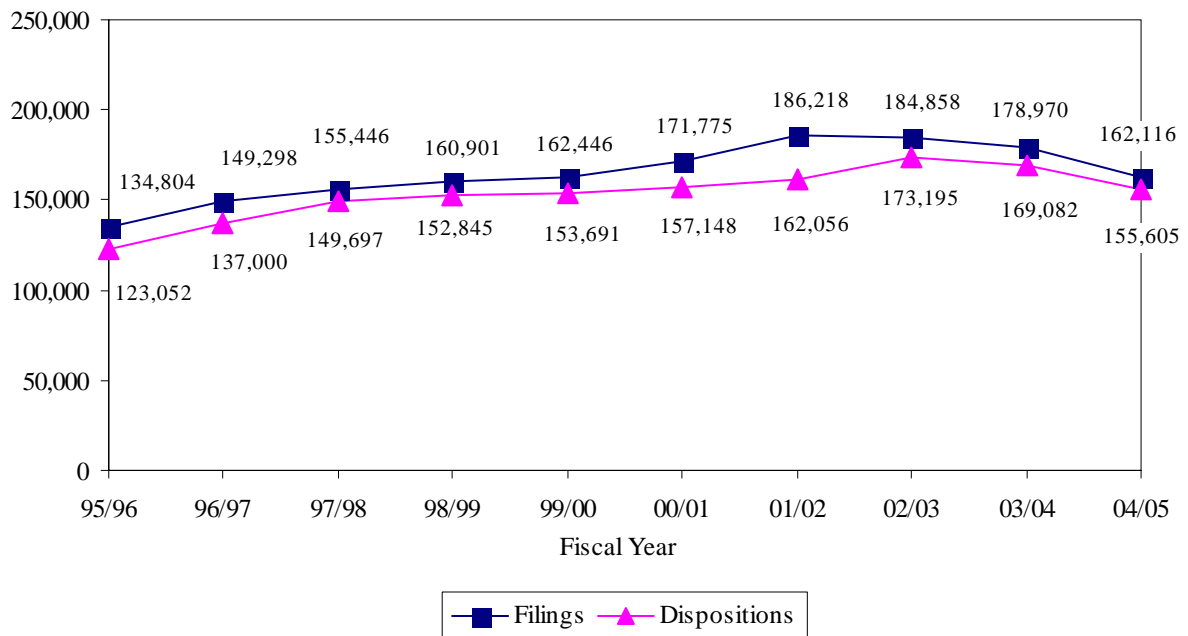
Other Circuit Civil - eminent domain and other⁴

In the Circuit Civil division, *Filings* correspond to each complaint or petition filed.

Dispositions correspond to each complaint or petition disposed. *Jury Trials* are defined as trials in which a group of citizens is impaneled, selected and sworn to determine the issues of fact in a case.

CIRCUIT CIVIL FILINGS & DISPOSITIONS*

FY 1995-96 to FY 2004-05

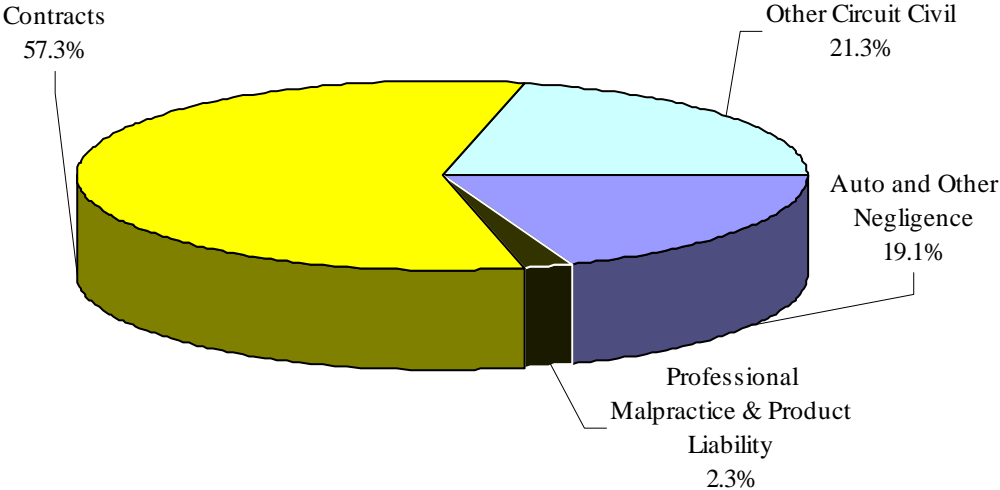


⁴Examples of other cases include: declaratory judgments, injunctions, administrative agency appeals, bond estreatures, replevins, habeas corpus proceedings, forfeitures, interpleaders, and other similar events.

CIRCUIT CIVIL FILINGS
Statewide by Category, Case Type, and Month
FY 2004-05

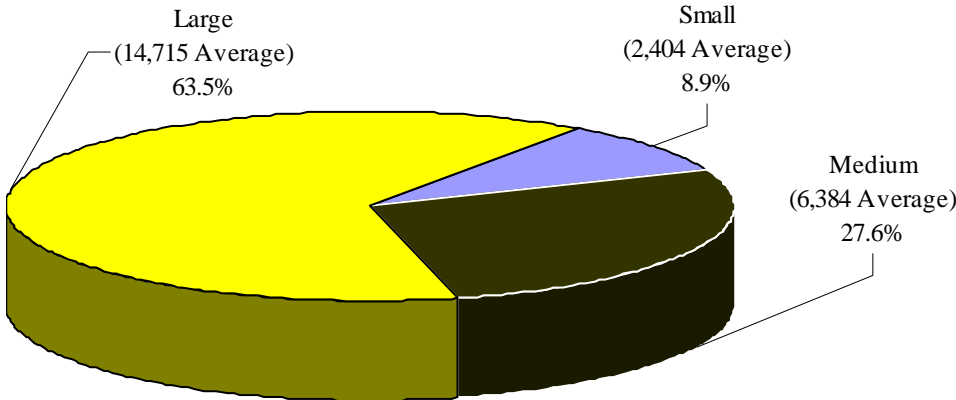
Category/ Case Type	Jul	Aug	Sep	Oct	Nov	Dec	Jan	Feb	Mar	Apr	May	Jun	Total
Professional Malpractice and Product Liability	473	392	179	231	328	189	200	201	284	411	302	529	3,719
Professional Malpractice	139	145	126	133	140	129	109	114	137	153	133	138	1,596
Product Liability	334	247	53	98	188	60	91	87	147	258	169	391	2,123
Auto and Other Negligence	2,373	2,597	2,186	2,540	2,540	2,517	2,517	2,670	2,995	2,645	2,709	2,681	30,970
Auto Negligence	1,350	1,582	1,302	1,512	1,540	1,515	1,525	1,573	1,840	1,565	1,631	1,604	18,539
Other Negligence	1,023	1,015	884	1,028	1,000	1,002	992	1,097	1,155	1,080	1,078	1,077	12,431
Contracts	7,227	7,547	6,706	7,612	7,868	8,111	8,480	7,779	8,733	7,427	7,480	7,966	92,936
Condominium	11	18	6	13	4	11	2	30	11	11	19	15	151
Contract & Indebtedness	2,239	2,601	2,157	2,561	2,540	2,700	2,700	2,704	3,315	2,998	3,091	3,272	32,878
Real Property & Mortgage Foreclosure	4,977	4,928	4,543	5,038	5,324	5,400	5,778	5,045	5,407	4,418	4,370	4,679	59,907
Other Circuit Civil	2,687	2,871	2,830	2,822	2,869	2,938	2,643	2,747	2,994	2,932	2,970	3,188	34,491
Eminent Domain	184	193	502	80	62	77	100	89	103	151	137	256	1,934
Other	2,503	2,678	2,328	2,742	2,807	2,861	2,543	2,658	2,891	2,781	2,833	2,932	32,557
Total	12,760	13,407	11,901	13,205	13,605	13,755	13,840	13,397	15,006	13,415	13,461	14,364	162,116

CIRCUIT CIVIL FILINGS by Category FY 2004-05



3

CIRCUIT CIVIL FILINGS by Circuit Size* FY 2004-05



*Small Circuits- 2nd, 3rd, 8th, 14th, 16th, 19th; Medium Circuits- 1st, 5th, 7th, 10th, 12th, 18th, 20th; Large Circuits- 4th, 6th, 9th, 11th, 13th, 15th, 17th (as defined in the Glossary).

CIRCUIT CIVIL FILINGS
by Case Type and Circuit
FY 2004-05

Circuit	Professional Malpractice	Product Liability	Auto Negligence	Other Negligence	Condominium	Contract & Indebtedness	Real Property & Mortgage Foreclosure	Eminent Domain	Other	Total
1	69	46	504	262	6	1,506	1,709	36	880	5,018
2	35	5	281	174	2	403	977	86	2,022	3,985
3	15	5	85	63	2	126	563	12	426	1,297
4	73	100	1,157	608	0	1,130	5,117	113	2,013	10,311
5	57	24	631	366	0	1,114	3,471	73	1,674	7,410
6	147	30	1,718	914	4	2,760	4,688	35	1,525	11,821
7	54	20	778	536	9	1,033	2,621	45	1,083	6,179
8	31	41	176	112	0	378	956	24	573	2,291
9	85	24	1,442	879	18	2,534	5,565	88	2,119	12,754
10	46	8	607	207	0	748	2,683	93	1,292	5,684
11	270	529	2,588	2,858	41	5,152	8,561	64	6,382	26,445
12	57	18	568	306	9	900	1,536	15	1,124	4,533
13	183	297	1,816	769	0	2,337	4,332	110	1,479	11,323
14	16	10	144	110	15	401	775	4	844	2,319
15	132	151	1,904	1,142	1	2,848	3,143	113	2,019	11,453
16	11	1	86	99	2	138	195	1	229	762
17	168	729	2,103	1,771	25	4,247	6,019	51	3,785	18,898
18	56	27	668	405	2	1,457	2,425	85	819	5,944
19	43	13	524	272	6	978	1,036	19	880	3,771
20	48	45	759	578	9	2,688	3,535	867	1,389	9,918
Total	1,596	2,123	18,539	12,431	151	32,878	59,907	1,934	32,557	162,116

3

CIRCUIT CIVIL FILINGS
by Category and Circuit/County
FY 2004-05

Circuit/County	Professional Malpractice & Product Liability	Auto & Other Negligence	Contracts	Other Circuit Civil	Total
Circuit 1	115	766	3,221	916	5,018
Escambia	74	414	1,540	303	2,331
Okaloosa	19	180	582	289	1,070
Santa Rosa	19	110	724	223	1,076
Walton	3	62	375	101	541
Circuit 2	40	455	1,382	2,108	3,985
Franklin	2	9	36	58	105
Gadsden	5	49	209	128	391
Jefferson	2	4	51	87	144
Leon	30	370	950	1,675	3,025
Liberty	0	5	15	16	36
Wakulla	1	18	121	144	284
Circuit 3	20	148	691	438	1,297
Columbia	10	79	296	171	556
Dixie	0	7	61	52	120
Hamilton	0	6	40	65	111
Lafayette	0	0	8	30	38
Madison	2	21	72	42	137
Suwannee	4	25	155	63	247
Taylor	4	10	59	15	88
Circuit 4	173	1,765	6,247	2,126	10,311
Clay	7	131	846	230	1,214
Duval	163	1,586	5,083	1,759	8,591
Nassau	3	48	318	137	506

CIRCUIT CIVIL FILINGS, Continued
by Category and Circuit/County
FY 2004-05

Circuit/County	Professional Malpractice & Product Liability	Auto & Other Negligence	Contracts	Other Circuit Civil	Total
Circuit 5	81	997	4,585	1,747	7,410
Citrus	7	126	697	144	974
Hernando	28	228	780	266	1,302
Lake	17	241	1,107	282	1,647
Marion	28	375	1,847	433	2,683
Sumter	1	27	154	622	804
Circuit 6	177	2,632	7,452	1,560	11,821
Pasco	20	610	2,358	420	3,408
Pinellas	157	2,022	5,094	1,140	8,413
Circuit 7	74	1,314	3,663	1,128	6,179
Flagler	5	92	345	145	587
Putnam	5	70	413	116	604
St. Johns	16	151	563	256	986
Volusia	48	1,001	2,342	611	4,002
Circuit 8	72	288	1,334	597	2,291
Alachua	47	235	729	269	1,280
Baker	0	12	96	109	217
Bradford	24	5	178	56	263
Gilchrist	0	4	51	21	76
Levy	1	27	230	73	331
Union	0	5	50	69	124
Circuit 9	109	2,321	8,117	2,207	12,754
Orange	90	2,030	6,310	1,912	10,342
Osceola	19	291	1,807	295	2,412

CIRCUIT CIVIL FILINGS, Continued
by Category and Circuit/County
FY 2004-05

Circuit/County	Professional Malpractice & Product Liability	Auto & Other Negligence	Contracts	Other Circuit Civil	Total
Circuit 10	54	814	3,431	1,385	5,684
Hardee	1	11	70	74	156
Highlands	5	93	516	142	756
Polk	48	710	2,845	1,169	4,772
Circuit 11	799	5,446	13,754	6,446	26,445
Dade	799	5,446	13,754	6,446	26,445
Circuit 12	75	874	2,445	1,139	4,533
Desoto	1	23	110	86	220
Manatee	28	390	946	327	1,691
Sarasota	46	461	1,389	726	2,622
Circuit 13	480	2,585	6,669	1,589	11,323
Hillsborough	480	2,585	6,669	1,589	11,323
Circuit 14	26	254	1,191	848	2,319
Bay	18	183	779	293	1,273
Calhoun	1	5	33	62	101
Gulf	3	6	26	85	120
Holmes	2	8	57	62	129
Jackson	1	37	197	123	358
Washington	1	15	99	223	338
Circuit 15	283	3,046	5,992	2,132	11,453
Palm Beach	283	3,046	5,992	2,132	11,453
Circuit 16	12	185	335	230	762
Monroe	12	185	335	230	762

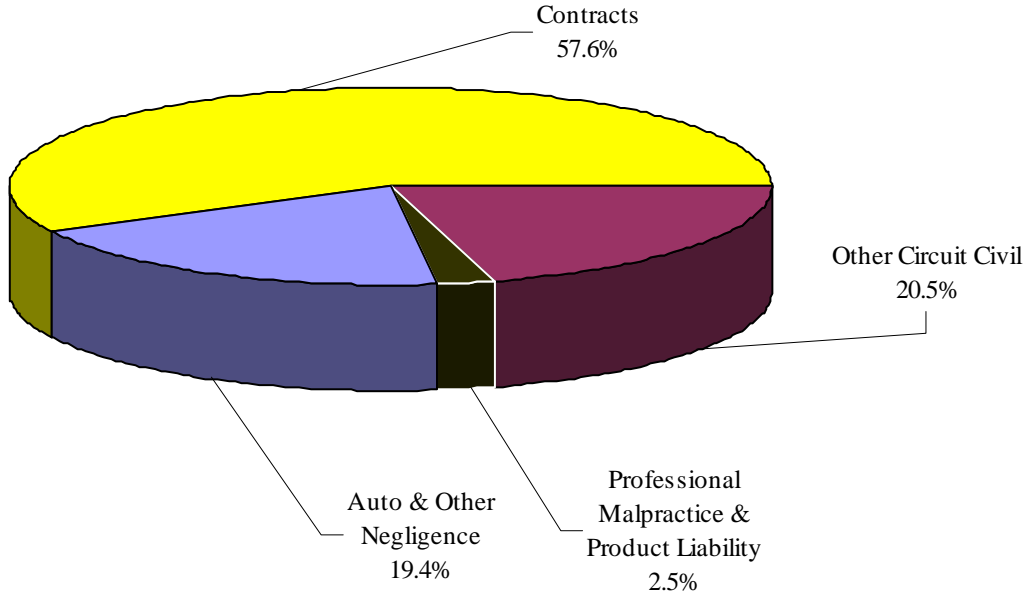
CIRCUIT CIVIL FILINGS, Continued
by Category and Circuit/County
FY 2004-05

Circuit/County	Professional Malpractice & Product Liability	Auto & Other Negligence	Contracts	Other Circuit Civil	Total
Circuit 17	897	3,874	10,291	3,836	18,898
Broward	897	3,874	10,291	3,836	18,898
Circuit 18	83	1,073	3,884	904	5,944
Brevard	51	702	2,073	541	3,367
Seminole	32	371	1,811	363	2,577
Circuit 19	56	796	2,020	899	3,771
Indian River	14	189	445	115	763
Martin	20	186	542	250	998
Okeechobee	4	47	195	81	327
St. Lucie	18	374	838	453	1,683
Circuit 20	93	1,337	6,232	2,256	9,918
Charlotte	15	155	1,002	721	1,893
Collier	28	393	1,195	506	2,122
Glades	0	6	59	31	96
Hendry	1	35	253	47	336
Lee	49	748	3,723	951	5,471
State Total	3,719	30,970	92,936	34,491	162,116

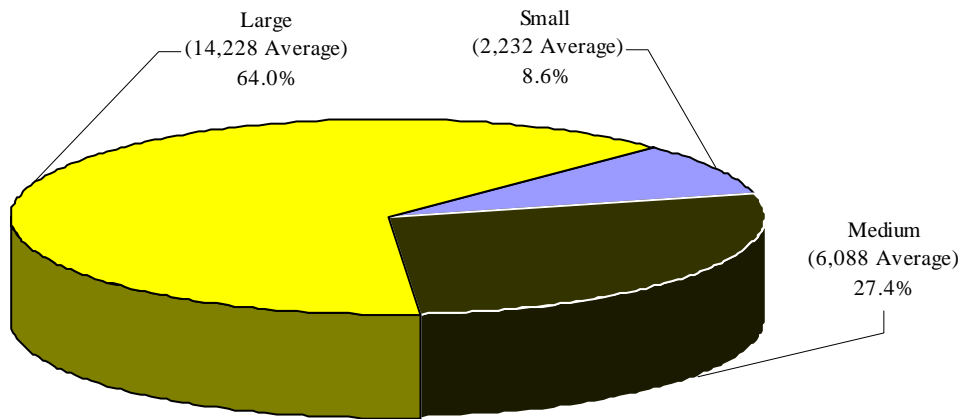
CIRCUIT CIVIL DISPOSITIONS
Statewide by Category, Case Type, and Month
FY 2004-05

Category/ Case Type	Jul	Aug	Sep	Oct	Nov	Dec	Jan	Feb	Mar	Apr	May	Jun	Total
Professional Malpractice and Product Liability	300	425	306	465	401	227	268	246	498	315	250	220	3,921
Professional Malpractice	169	165	111	159	138	129	167	161	239	153	165	158	1,914
Product Liability	131	260	195	306	263	98	101	85	259	162	85	62	2,007
Auto and Other Negligence	2,408	2,441	2,092	2,558	2,417	2,330	2,559	2,530	3,007	2,596	2,551	2,757	30,246
Auto Negligence	1,440	1,455	1,259	1,577	1,472	1,439	1,562	1,481	1,786	1,570	1,527	1,654	18,222
Other Negligence	968	986	833	981	945	891	997	1,049	1,221	1,026	1,024	1,103	12,024
Contracts	7,746	7,413	6,674	7,719	7,057	6,737	7,255	7,061	8,886	7,783	7,607	7,628	89,566
Condominium	14	22	12	13	20	10	10	16	12	21	12	16	178
Contract & Indebtedness	2,417	2,488	2,105	2,384	2,299	2,228	2,427	2,425	2,999	2,435	2,426	2,711	29,344
Real Property & Mortgage Foreclosure	5,315	4,903	4,557	5,322	4,738	4,499	4,818	4,620	5,875	5,327	5,169	4,901	60,044
Other Circuit Civil	2,787	2,815	2,350	2,585	2,419	2,457	2,490	2,659	3,021	2,762	2,709	2,818	31,872
Eminent Domain	98	131	90	113	85	72	74	131	95	157	139	133	1,318
Other	2,689	2,684	2,260	2,472	2,334	2,385	2,416	2,528	2,926	2,605	2,570	2,685	30,554
Total	13,241	13,094	11,422	13,327	12,294	11,751	12,572	12,496	15,412	13,456	13,117	13,423	155,605

CIRCUIT CIVIL DISPOSITIONS by Category FY 2004-05



CIRCUIT CIVIL DISPOSITIONS by Circuit Size* FY 2004-05



*Small Circuits- 2nd, 3rd, 8th, 14th, 16th, 19th;
Medium Circuits- 1st, 5th, 7th, 10th, 12th, 18th, 20th;
Large Circuits- 4th, 6th, 9th, 11th, 13th, 15th, 17th (as defined in the Glossary).

CIRCUIT CIVIL DISPOSITIONS
by Case Type and Circuit
FY 2004-05

Circuit	Professional Malpractice	Product Liability	Auto Negligence	Other Negligence	Condominium	Contract & Indebtedness	Real Property & Mortgage Foreclosure	Eminent Domain	Other	Total
1	55	42	476	223	4	922	1,864	80	859	4,525
2	40	4	307	168	0	412	1,014	65	1,610	3,620
3	12	3	83	38	0	110	557	2	357	1,162
4	95	66	1,133	612	2	1,177	4,141	30	1,318	8,574
5	69	21	571	289	0	889	3,419	83	1,574	6,915
6	150	35	1,590	1,076	3	2,645	4,983	16	1,447	11,945
7	63	30	799	504	6	823	2,657	25	1,029	5,936
8	41	12	194	133	0	459	1,005	13	604	2,461
9	123	48	1,396	866	66	2,356	5,788	16	1,969	12,628
10	80	9	577	225	1	691	2,782	45	1,373	5,783
11	283	454	2,775	2,627	35	4,728	8,549	48	6,321	25,820
12	64	15	539	341	11	838	1,559	6	1,056	4,429
13	136	171	1,635	801	0	2,039	4,226	166	1,371	10,545
14	21	10	149	102	15	383	731	27	684	2,122
15	209	674	1,947	1,060	1	2,584	2,982	129	1,874	11,460
16	7	1	86	79	0	149	163	0	282	767
17	240	75	2,029	1,648	13	4,261	6,316	43	4,001	18,626
18	77	28	687	400	2	1,279	2,570	78	860	5,981
19	74	18	489	228	6	636	1,085	17	706	3,259
20	75	291	760	604	13	1,963	3,653	429	1,259	9,047
Total	1,914	2,007	18,222	12,024	178	29,344	60,044	1,318	30,554	155,605

CIRCUIT CIVIL DISPOSITIONS
by Category and Circuit/County
FY 2004-05

Circuit/County	Professional Malpractice & Product Liability	Auto & Other Negligence	Contracts	Other Circuit Civil	Total
Circuit 1	97	699	2,790	939	4,525
Escambia	62	359	1,451	306	2,178
Okaloosa	24	190	521	318	1,053
Santa Rosa	7	84	522	187	800
Walton	4	66	296	128	494
Circuit 2	44	475	1,426	1,675	3,620
Franklin	1	6	44	60	111
Gadsden	3	47	182	115	347
Jefferson	0	7	43	34	84
Leon	38	397	1,013	1,352	2,800
Liberty	0	3	11	16	30
Wakulla	2	15	133	98	248
Circuit 3	15	121	667	359	1,162
Columbia	10	57	322	135	524
Dixie	0	3	45	20	68
Hamilton	0	4	38	51	93
Lafayette	0	0	8	16	24
Madison	4	19	78	38	139
Suwannee	1	30	133	90	254
Taylor	0	8	43	9	60
Circuit 4	161	1,745	5,320	1,348	8,574
Clay	8	133	726	156	1,023
Duval	152	1,563	4,303	1,075	7,093
Nassau	1	49	291	117	458

CIRCUIT CIVIL DISPOSITIONS, Continued
by Category and Circuit/County
FY 2004-05

Circuit/County	Professional Malpractice & Product Liability	Auto & Other Negligence	Contracts	Other Circuit Civil	Total
Circuit 5	90	860	4,308	1,657	6,915
Citrus	9	105	595	182	891
Hernando	21	212	815	278	1,326
Lake	23	220	1,115	274	1,632
Marion	34	288	1,626	305	2,253
Sumter	3	35	157	618	813
Circuit 6	185	2,666	7,631	1,463	11,945
Pasco	32	492	2,187	334	3,045
Pinellas	153	2,174	5,444	1,129	8,900
Circuit 7	93	1,303	3,486	1,054	5,936
Flagler	7	94	336	156	593
Putnam	5	75	380	107	567
St. Johns	16	151	514	231	912
Volusia	65	983	2,256	560	3,864
Circuit 8	53	327	1,464	617	2,461
Alachua	38	245	796	235	1,314
Baker	1	12	103	95	211
Bradford	12	34	205	124	375
Gilchrist	0	7	46	13	66
Levy	2	15	266	79	362
Union	0	14	48	71	133
Circuit 9	171	2,262	8,210	1,985	12,628
Orange	142	1,948	6,240	1,705	10,035
Osceola	29	314	1,970	280	2,593

CIRCUIT CIVIL DISPOSITIONS, Continued
by Category and Circuit/County
FY 2004-05

Circuit/County	Professional Malpractice & Product Liability	Auto & Other Negligence	Contracts	Other Circuit Civil	Total
Circuit 10	89	802	3,474	1,418	5,783
Hardee	5	18	83	70	176
Highlands	10	82	532	148	772
Polk	74	702	2,859	1,200	4,835
Circuit 11	737	5,402	13,312	6,369	25,820
Dade	737	5,402	13,312	6,369	25,820
Circuit 12	79	880	2,408	1,062	4,429
Desoto	0	14	61	24	99
Manatee	26	380	923	309	1,638
Sarasota	53	486	1,424	729	2,692
Circuit 13	307	2,436	6,265	1,537	10,545
Hillsborough	307	2,436	6,265	1,537	10,545
Circuit 14	31	251	1,129	711	2,122
Bay	23	192	791	327	1,333
Calhoun	0	2	34	55	91
Gulf	1	7	30	65	103
Holmes	3	8	81	73	165
Jackson	4	31	113	71	219
Washington	0	11	80	120	211
Circuit 15	883	3,007	5,567	2,003	11,460
Palm Beach	883	3,007	5,567	2,003	11,460
Circuit 16	8	165	312	282	767
Monroe	8	165	312	282	767

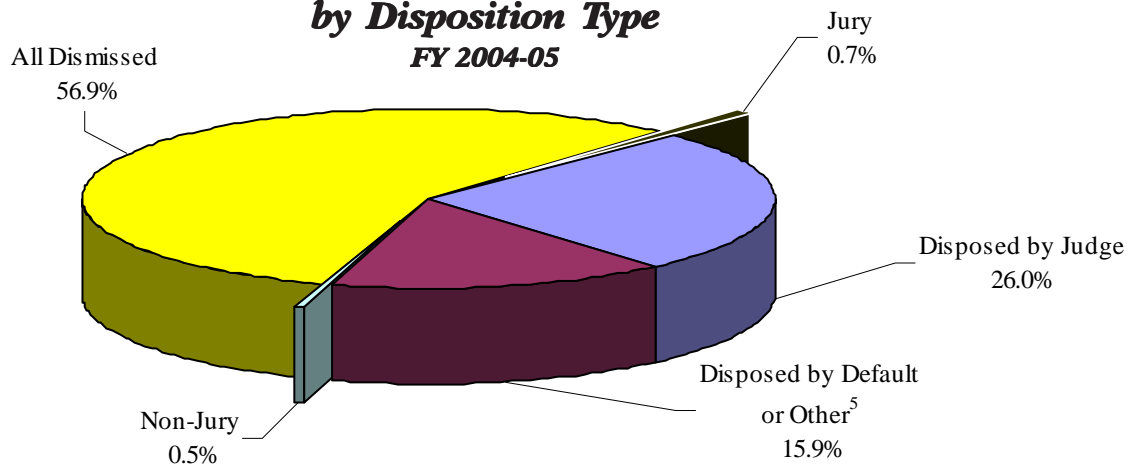
CIRCUIT CIVIL DISPOSITIONS, Continued
by Category and Circuit/County
FY 2004-05

Circuit/County	Professional Malpractice & Product Liability	Auto & Other Negligence	Contracts	Other Circuit Civil	Total
Circuit 17	315	3,677	10,590	4,044	18,626
Broward	315	3,677	10,590	4,044	18,626
Circuit 18	105	1,087	3,851	938	5,981
Brevard	53	662	1,919	538	3,172
Seminole	52	425	1,932	400	2,809
Circuit 19	92	717	1,727	723	3,259
Indian River	30	186	421	94	731
Martin	22	152	424	203	801
Okeechobee	4	43	145	40	232
St. Lucie	36	336	737	386	1,495
Circuit 20	366	1,364	5,629	1,688	9,047
Charlotte	18	175	736	434	1,363
Collier	43	445	1,088	478	2,054
Glades	0	2	28	22	52
Hendry	0	39	178	42	259
Lee	305	703	3,599	712	5,319
State Total	3,921	30,246	89,566	31,872	155,605

CIRCUIT CIVIL DISPOSITIONS
Statewide by Case Type and Disposition Type
FY 2004-05

Disposition Type	Professional Malpractice	Product Liability	Auto Negligence	Other Negligence	Condo-minium	Contract & Indebtedness	Real Property & Mortgage Foreclosure	Eminent Domain	Other	Total
Dismissed Before Hearing	390	734	6,814	3,252	53	8,506	23,339	103	7,334	50,525
Dismissed After Hearing	1,027	696	7,975	6,285	49	8,118	6,908	155	6,789	38,002
Disposed by Default	4	2	546	68	42	3,818	9,346	21	2,090	15,937
Disposed by Judge (No Trial)	290	321	1,815	1,306	24	6,346	18,477	1,014	10,932	40,525
Disposed by Non-Jury	5	2	34	45	3	263	131	2	227	712
Disposed by Jury	107	17	400	306	1	153	7	6	132	1,129
Disposed by Other ⁵	91	235	638	762	6	2,140	1,836	17	3,050	8,775
Total	1,914	2,007	18,222	12,024	178	29,344	60,044	1,318	30,554	155,605

CIRCUIT CIVIL DISPOSITIONS
by Disposition Type
FY 2004-05



⁵The disposition category "Disposed by Other" is used to report cases as disposed when they are: consolidated into a primary case, transferred or have a change of venue, disposed upon estreatment of a bond, etc.

CIRCUIT CIVIL JURY TRIAL RATES
by Circuit
FY 2004-05

Circuit	Disposed by Jury	Total Dispositions	Jury Trial Rates
First (Pensacola)	21	4,525	0.5%
Second (Tallahassee)	11	3,620	0.3%
Third (Lake City)	8	1,162	0.7%
Fourth (Jacksonville)	35	8,574	0.4%
Fifth (Tavares)	27	6,915	0.4%
Sixth (Clearwater)	89	11,945	0.7%
Seventh (Daytona Beach)	42	5,936	0.7%
Eighth (Gainesville)	21	2,461	0.9%
Ninth (Orlando)	28	12,628	0.2%
Tenth (Bartow)	26	5,783	0.4%
Eleventh (Miami)	325	25,820	1.3%
Twelfth (Sarasota)	17	4,429	0.4%
Thirteenth (Tampa)	42	10,545	0.4%
Fourteenth (Panama City)	6	2,122	0.3%
Fifteenth (West Palm Beach)	125	11,460	1.1%
Sixteenth (Key West)	8	767	1.0%
Seventeenth (Ft. Lauderdale)	182	18,626	1.0%
Eighteenth (Sanford)	49	5,981	0.8%
Nineteenth (Ft. Pierce)	48	3,259	1.5%
Twentieth (Ft. Myers)	19	9,047	0.2%
Total	1,129	155,605	0.7%

The Circuit Civil division also includes special proceedings such as reopenings and appeals filed from county court. **These data are provided by the 67 clerks of court. However, special proceedings data are not audited for accuracy by the OSCA.**

Reopening - A reopening occurs when a case that has previously been reported as disposed is resubmitted to the court through a motion or petition.

Appeal Filed From County Court - An appeal filed from county court is a request that a case be removed from the county court and sent to the circuit court for review.

CIRCUIT CIVIL SPECIAL PROCEEDINGS **by Circuit** **FY 2004-05**

Circuit	Reopenings	Appeals Filed From County Court	Total
First (Pensacola)	1,239	26	1,265
Second (Tallahassee)	898	28	926
Third (Lake City)	98	19	117
Fourth (Jacksonville)	5,842	75	5,917
Fifth (Tavares)	2,053	56	2,109
Sixth (Clearwater)	3,903	46	3,949
Seventh (Daytona Beach)	2,865	25	2,890
Eighth (Gainesville)	806	17	823
Ninth (Orlando)	4,800	87	4,887
Tenth (Bartow)	2,447	25	2,472
Eleventh (Miami)	12,584	262	12,846
Twelfth (Sarasota)	1,986	12	1,998
Thirteenth (Tampa)	4,489	69	4,558
Fourteenth (Panama City)	462	11	473
Fifteenth (West Palm Beach)	3,965	75	4,040
Sixteenth (Key West)	61	5	66
Seventeenth (Ft. Lauderdale)	13,930	145	14,075
Eighteenth (Sanford)	2,760	100	2,860
Nineteenth (Ft. Pierce)	576	44	620
Twentieth (Ft. Myers)	1,754	23	1,777
Total	67,518	1,150	68,668