

**Circuit Domestic Relations ❖ Overview**

The Circuit Domestic Relations division includes the following five categories of family court cases: simplified dissolution, dissolution, child support, domestic violence, and other domestic relations. Within these categories are the following case types:

**Simplified Dissolution** - simplified dissolution

**Dissolution** - dissolution

**Child Support** - child support and Uniform Interstate Family Support Act (UIFSA) cases.

**Domestic Violence** - domestic violence and repeat violence

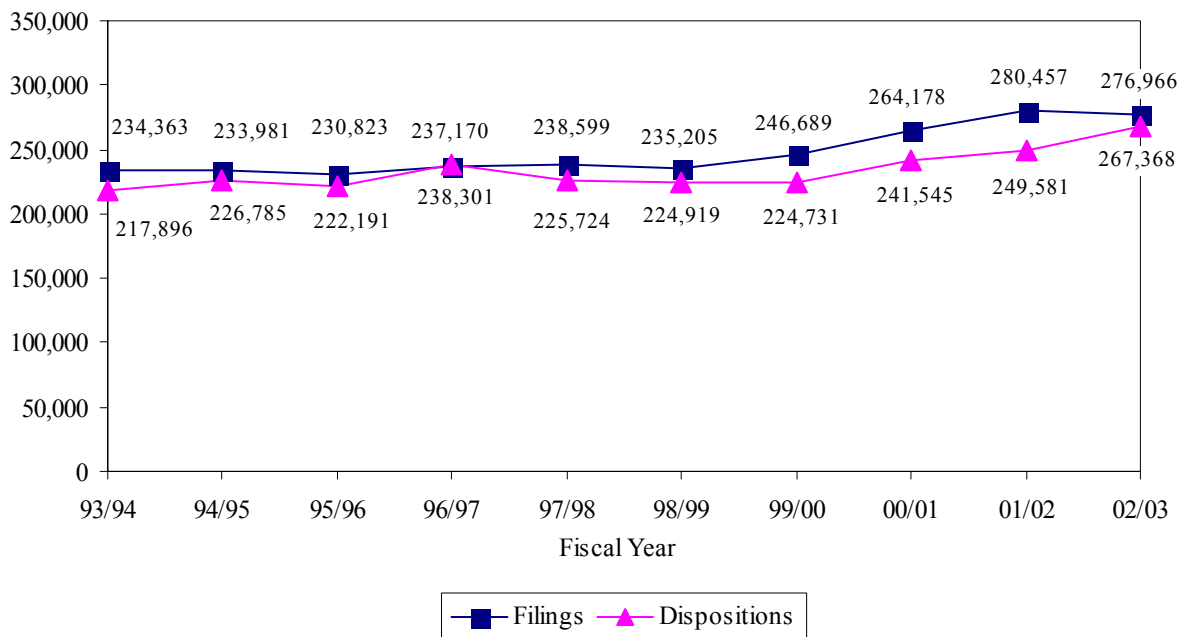
**Other Domestic Relations** - other domestic relations<sup>6</sup>

In the Circuit Domestic Relations division, *Filings* correspond to each complaint or petition filed. *Dispositions* correspond to each complaint or petition disposed. *Jury Trials* are defined as trials in which a group of citizens are impaneled, selected and sworn to determine the issues of fact in a case.



**CIRCUIT DOMESTIC RELATIONS FILINGS & DISPOSITIONS**

**FY 1993-94 TO FY 2002-03**



<sup>6</sup>Examples of other domestic relations cases include: adoption, paternity, change of name, change of custody, separate maintenance, annulment, and other similar events.

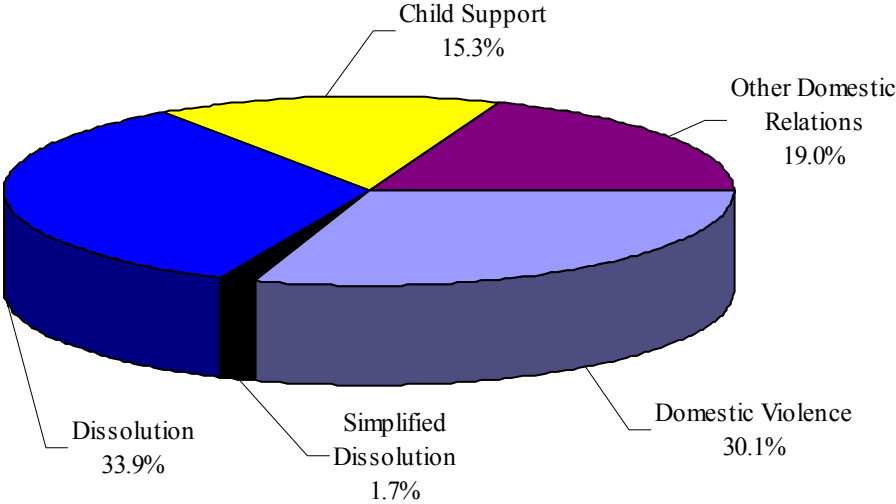
**CIRCUIT DOMESTIC RELATIONS FILINGS**  
**Statewide by Category, Case Type and Month**  
**FY 2002-03**

Category/ Case Type	Jul	Aug	Sep	Oct	Nov	Dec	Jan	Feb	Mar	Apr	May	Jun	Total
<b>Simplified Dissolution</b>	<b>389</b>	<b>420</b>	<b>386</b>	<b>421</b>	<b>411</b>	<b>298</b>	<b>415</b>	<b>441</b>	<b>400</b>	<b>405</b>	<b>380</b>	<b>382</b>	<b>4,748</b>
Simplified Dissolution	389	420	386	421	411	298	415	441	400	405	380	382	4,748
<b>Dissolution</b>	<b>8,050</b>	<b>8,006</b>	<b>7,496</b>	<b>8,309</b>	<b>6,718</b>	<b>6,102</b>	<b>7,693</b>	<b>8,290</b>	<b>8,725</b>	<b>8,178</b>	<b>8,331</b>	<b>7,911</b>	<b>93,809</b>
Dissolution	8,050	8,006	7,496	8,309	6,718	6,102	7,693	8,290	8,725	8,178	8,331	7,911	93,809
<b>Child Support</b>	<b>3,745</b>	<b>3,930</b>	<b>3,533</b>	<b>4,340</b>	<b>3,192</b>	<b>3,525</b>	<b>3,300</b>	<b>3,244</b>	<b>3,307</b>	<b>3,674</b>	<b>3,446</b>	<b>3,146</b>	<b>42,382</b>
Child Support	3,160	3,265	3,043	3,722	2,774	3,144	2,826	2,731	2,795	3,111	2,933	2,572	36,076
UIFSA	585	665	490	618	418	381	474	513	512	563	513	574	6,306
<b>Domestic Violence</b>	<b>7,623</b>	<b>7,406</b>	<b>7,126</b>	<b>7,714</b>	<b>5,693</b>	<b>6,034</b>	<b>6,726</b>	<b>6,059</b>	<b>7,147</b>	<b>7,280</b>	<b>7,409</b>	<b>7,058</b>	<b>83,275</b>
Domestic Violence	5,624	5,506	5,250	5,775	4,339	4,670	5,183	4,614	5,324	5,494	5,569	5,316	62,664
Repeat Violence	1,999	1,900	1,876	1,939	1,354	1,364	1,543	1,445	1,823	1,786	1,840	1,742	20,611
<b>Other Domestic Relations</b>	<b>4,590</b>	<b>5,243</b>	<b>4,281</b>	<b>5,025</b>	<b>3,673</b>	<b>3,661</b>	<b>4,161</b>	<b>3,965</b>	<b>4,530</b>	<b>4,790</b>	<b>4,535</b>	<b>4,298</b>	<b>52,752</b>
Other Domestic Relations	4,590	5,243	4,281	5,025	3,673	3,661	4,161	3,965	4,530	4,790	4,535	4,298	52,752
<b>Total</b>	<b>24,397</b>	<b>25,005</b>	<b>22,822</b>	<b>25,809</b>	<b>19,687</b>	<b>19,620</b>	<b>22,295</b>	<b>21,999</b>	<b>24,109</b>	<b>24,327</b>	<b>24,101</b>	<b>22,795</b>	<b>276,966</b>

4

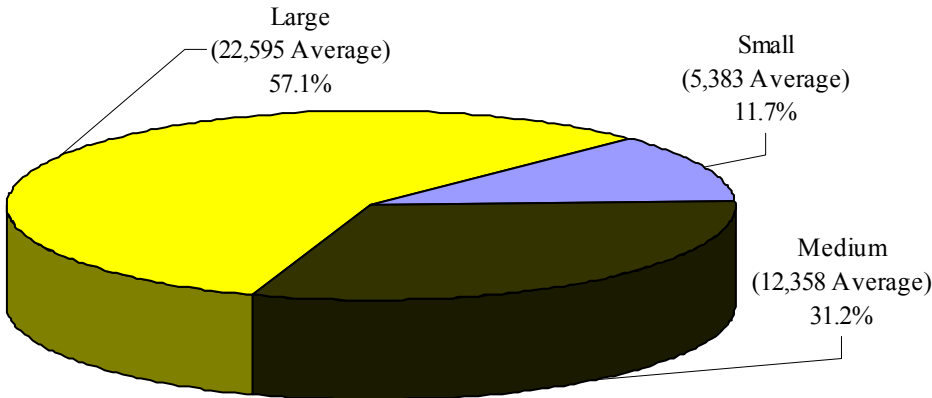
**CIRCUIT DOMESTIC RELATIONS FILINGS**

*by Category*  
FY 2002-03



**CIRCUIT DOMESTIC RELATIONS FILINGS**

*by Circuit Size\**  
FY 2002-03



\*Small Circuits- 2nd, 3rd, 8th, 14th, 16th, 19th;  
Medium Circuits- 1st, 5th, 7th, 10th, 12th, 18th, 20th;  
Large Circuits- 4th, 6th, 9th, 11th, 13th, 15th, 17th (as defined in the Glossary).

**CIRCUIT DOMESTIC RELATIONS FILINGS**  
*by Case Type and Circuit*  
**FY 2002-03**

<b>Circuit</b>	<b>Simplified Dissolution</b>	<b>Dissolution</b>	<b>Child Support</b>	<b>UIFSA</b>	<b>Other Domestic Relations</b>	<b>Domestic Violence</b>	<b>Repeat Violence</b>	<b>Total</b>
1	298	4,128	2,649	207	2,604	2,443	685	13,014
2	184	1,636	1,180	136	1,551	1,376	625	6,688
3	135	1,085	1,114	107	777	1,055	291	4,564
4	106	6,480	2,824	311	5,147	4,745	1,947	21,560
5	124	4,351	2,548	242	2,737	2,792	781	13,575
6	674	5,895	2,637	550	3,426	5,391	1,417	19,990
7	236	3,784	876	675	2,183	3,151	888	11,793
8	209	1,490	1,336	47	1,251	1,008	303	5,644
9	192	7,251	2,217	365	4,032	4,822	1,628	20,507
10	167	3,188	1,396	282	2,215	3,352	1,156	11,756
11	439	15,409	2,428	1,126	6,025	6,223	2,303	33,953
12	220	3,169	1,320	626	1,376	2,756	888	10,355
13	222	6,077	2,250	282	3,850	5,003	1,695	19,379
14	38	1,974	1,126	395	875	1,070	171	5,649
15	145	6,055	1,855	237	3,033	3,184	964	15,473
16	74	527	180	5	118	430	194	1,528
17	574	9,962	3,548	291	5,528	5,260	2,137	27,300
18	287	4,470	1,301	129	2,026	3,316	878	12,407
19	79	2,449	1,411	194	1,542	1,859	691	8,225
20	345	4,429	1,880	99	2,456	3,428	969	13,606
<b>Total</b>	<b>4,748</b>	<b>93,809</b>	<b>36,076</b>	<b>6,306</b>	<b>52,752</b>	<b>62,664</b>	<b>20,611</b>	<b>276,966</b>

4

**Circuit Domestic Relations ❖ Filings**

**CIRCUIT DOMESTIC RELATIONS FILINGS**  
**by Category and Circuit/County**  
**FY 2002-03**

Circuit/County	Simplified Dissolution	Dissolution	Child Support	Domestic Violence	Other Domestic Relations	Total
<b>Circuit 1</b>	<b>298</b>	<b>4,128</b>	<b>2,856</b>	<b>3,128</b>	<b>2,604</b>	<b>13,014</b>
Escambia	70	1,814	1,358	1,478	1,384	6,104
Okaloosa	117	1,465	686	681	712	3,661
Santa Rosa	89	642	567	573	371	2,242
Walton	22	207	245	396	137	1,007
<b>Circuit 2</b>	<b>184</b>	<b>1,636</b>	<b>1,316</b>	<b>2,001</b>	<b>1,551</b>	<b>6,688</b>
Franklin	22	58	77	104	29	290
Gadsden	12	213	261	391	335	1,212
Jefferson	8	142	79	45	22	296
Leon	124	1,039	740	1,267	1,141	4,311
Liberty	15	36	46	44	5	146
Wakulla	3	148	113	150	19	433
<b>Circuit 3</b>	<b>135</b>	<b>1,085</b>	<b>1,221</b>	<b>1,346</b>	<b>777</b>	<b>4,564</b>
Columbia	64	396	447	444	250	1,601
Dixie	1	75	120	93	20	309
Hamilton	9	78	114	53	25	279
Lafayette	11	39	33	32	20	135
Madison	16	79	126	96	104	421
Suwannee	34	278	301	447	178	1,238
Taylor	0	140	80	181	180	581
<b>Circuit 4</b>	<b>106</b>	<b>6,480</b>	<b>3,135</b>	<b>6,692</b>	<b>5,147</b>	<b>21,560</b>
Clay	13	978	482	494	250	2,217
Duval	93	5,141	2,519	5,670	4,759	18,182
Nassau	0	361	134	528	138	1,161

**CIRCUIT DOMESTIC RELATIONS FILINGS, Continued**  
**by Category and Circuit/County**  
**FY 2002-03**

<b>Circuit/County</b>	<b>Simplified Dissolution</b>	<b>Dissolution</b>	<b>Child Support</b>	<b>Domestic Violence</b>	<b>Other Domestic Relations</b>	<b>Total</b>
<b>Circuit 5</b>	<b>124</b>	<b>4,351</b>	<b>2,790</b>	<b>3,573</b>	<b>2,737</b>	<b>13,575</b>
Citrus	39	563	363	599	288	1,852
Hernando	8	794	656	709	217	2,384
Lake	7	1,236	639	633	685	3,200
Marion	62	1,526	950	1,392	1,375	5,305
Sumter	8	232	182	240	172	834
<b>Circuit 6</b>	<b>674</b>	<b>5,895</b>	<b>3,187</b>	<b>6,808</b>	<b>3,426</b>	<b>19,990</b>
Pasco	193	1,665	1,232	2,334	965	6,389
Pinellas	481	4,230	1,955	4,474	2,461	13,601
<b>Circuit 7</b>	<b>236</b>	<b>3,784</b>	<b>1,551</b>	<b>4,039</b>	<b>2,183</b>	<b>11,793</b>
Flagler	14	302	112	310	138	876
Putnam	38	462	484	437	429	1,850
St. Johns	26	644	228	561	280	1,739
Volusia	158	2,376	727	2,731	1,336	7,328
<b>Circuit 8</b>	<b>209</b>	<b>1,490</b>	<b>1,383</b>	<b>1,311</b>	<b>1,251</b>	<b>5,644</b>
Alachua	115	859	675	641	919	3,209
Baker	34	116	152	87	109	498
Bradford	21	166	161	120	100	568
Gilchrist	12	86	91	97	38	324
Levy	7	194	201	279	60	741
Union	20	69	103	87	25	304
<b>Circuit 9</b>	<b>192</b>	<b>7,251</b>	<b>2,582</b>	<b>6,450</b>	<b>4,032</b>	<b>20,507</b>
Orange	88	5,646	2,134	5,250	3,607	16,725
Osceola	104	1,605	448	1,200	425	3,782

4

**CIRCUIT DOMESTIC RELATIONS FILINGS, Continued**  
**by Category and Circuit/County**  
**FY 2002-03**

Circuit/County	Simplified Dissolution	Dissolution	Child Support	Domestic Violence	Other Domestic Relations	Total
<b>Circuit 10</b>	<b>167</b>	<b>3,188</b>	<b>1,678</b>	<b>4,508</b>	<b>2,215</b>	<b>11,756</b>
Hardee	5	100	172	168	86	531
Highlands	21	404	235	341	300	1,301
Polk	141	2,684	1,271	3,999	1,829	9,924
<b>Circuit 11</b>	<b>439</b>	<b>15,409</b>	<b>3,554</b>	<b>8,526</b>	<b>6,025</b>	<b>33,953</b>
Dade	439	15,409	3,554	8,526	6,025	33,953
<b>Circuit 12</b>	<b>220</b>	<b>3,169</b>	<b>1,946</b>	<b>3,644</b>	<b>1,376</b>	<b>10,355</b>
Desoto	29	162	159	199	44	593
Manatee	65	1,353	929	1,909	676	4,932
Sarasota	126	1,654	858	1,536	656	4,830
<b>Circuit 13</b>	<b>222</b>	<b>6,077</b>	<b>2,532</b>	<b>6,698</b>	<b>3,850</b>	<b>19,379</b>
Hillsborough	222	6,077	2,532	6,698	3,850	19,379
<b>Circuit 14</b>	<b>38</b>	<b>1,974</b>	<b>1,521</b>	<b>1,241</b>	<b>875</b>	<b>5,649</b>
Bay	9	1,261	841	501	636	3,248
Calhoun	1	85	48	146	34	314
Gulf	9	101	81	76	5	272
Holmes	19	111	199	129	13	471
Jackson	0	288	149	296	159	892
Washington	0	128	203	93	28	452
<b>Circuit 15</b>	<b>145</b>	<b>6,055</b>	<b>2,092</b>	<b>4,148</b>	<b>3,033</b>	<b>15,473</b>
Palm Beach	145	6,055	2,092	4,148	3,033	15,473
<b>Circuit 16</b>	<b>74</b>	<b>527</b>	<b>185</b>	<b>624</b>	<b>118</b>	<b>1,528</b>
Monroe	74	527	185	624	118	1,528

**CIRCUIT DOMESTIC RELATIONS FILINGS, Continued**  
**by Category and Circuit/County**  
**FY 2002-03**

<b>Circuit/County</b>	<b>Simplified Dissolution</b>	<b>Dissolution</b>	<b>Child Support</b>	<b>Domestic Violence</b>	<b>Other Domestic Relations</b>	<b>Total</b>
<b>Circuit 17</b>	<b>574</b>	<b>9,962</b>	<b>3,839</b>	<b>7,397</b>	<b>5,528</b>	<b>27,300</b>
Broward	574	9,962	3,839	7,397	5,528	27,300
<b>Circuit 18</b>	<b>287</b>	<b>4,470</b>	<b>1,430</b>	<b>4,194</b>	<b>2,026</b>	<b>12,407</b>
Brevard	55	2,573	752	2,723	1,175	7,278
Seminole	232	1,897	678	1,471	851	5,129
<b>Circuit 19</b>	<b>79</b>	<b>2,449</b>	<b>1,605</b>	<b>2,550</b>	<b>1,542</b>	<b>8,225</b>
Indian River	42	625	349	554	375	1,945
Martin	21	590	268	530	259	1,668
Okeechobee	9	230	154	307	137	837
St. Lucie	7	1,004	834	1,159	771	3,775
<b>Circuit 20</b>	<b>345</b>	<b>4,429</b>	<b>1,979</b>	<b>4,397</b>	<b>2,456</b>	<b>13,606</b>
Charlotte	104	490	291	1,019	262	2,166
Collier	209	1,243	516	817	623	3,408
Glades	5	24	49	93	16	187
Hendry	27	197	232	179	184	819
Lee	0	2,475	891	2,289	1,371	7,026
<b>State Total</b>	<b>4,748</b>	<b>93,809</b>	<b>42,382</b>	<b>83,275</b>	<b>52,752</b>	<b>276,966</b>

4



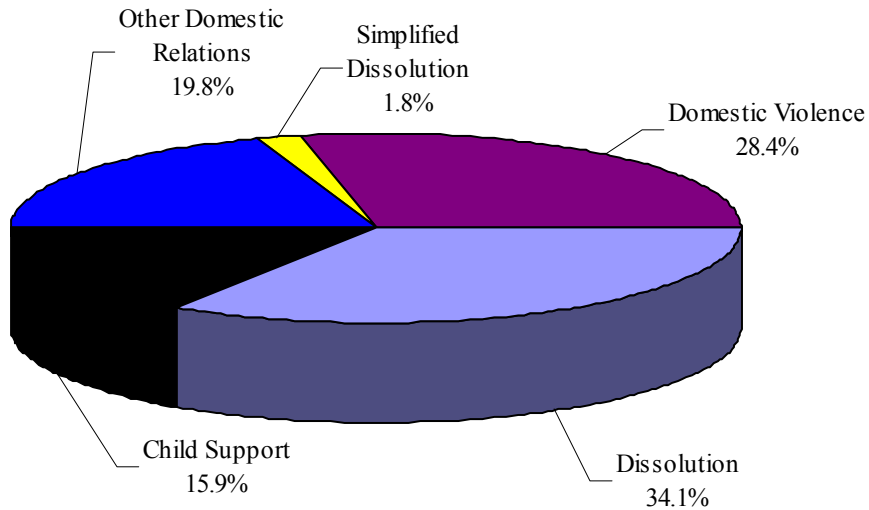
**Circuit Domestic Relations ❖ Dispositions**

**CIRCUIT DOMESTIC RELATIONS DISPOSITIONS**  
**Statewide by Category, Case Type and Month**  
**FY 2002-03**

Category/ Case Type	Jul	Aug	Sep	Oct	Nov	Dec	Jan	Feb	Mar	Apr	May	Jun	Total
<b>Simplified Dissolution</b>	413	392	375	445	369	377	351	402	418	428	397	356	4,723
Simplified Dissolution	413	392	375	445	369	377	351	402	418	428	397	356	4,723
<b>Dissolution</b>	<b>8,100</b>	<b>8,051</b>	<b>7,064</b>	<b>8,700</b>	<b>7,014</b>	<b>6,683</b>	<b>7,350</b>	<b>7,149</b>	<b>7,394</b>	<b>8,135</b>	<b>8,083</b>	<b>7,423</b>	<b>91,146</b>
Dissolution	8,100	8,051	7,064	8,700	7,014	6,683	7,350	7,149	7,394	8,135	8,083	7,423	91,146
<b>Child Support</b>	<b>3,901</b>	<b>3,568</b>	<b>3,709</b>	<b>3,930</b>	<b>3,237</b>	<b>2,830</b>	<b>3,627</b>	<b>3,374</b>	<b>3,283</b>	<b>3,785</b>	<b>3,581</b>	<b>3,700</b>	<b>42,525</b>
Child Support	3,275	2,964	3,176	3,361	2,673	2,496	3,235	2,874	2,892	3,336	3,203	3,098	36,583
UIFSA	626	604	533	569	564	334	392	500	391	449	378	602	5,942
<b>Domestic Violence</b>	<b>6,703</b>	<b>7,111</b>	<b>6,509</b>	<b>7,302</b>	<b>5,834</b>	<b>5,446</b>	<b>6,082</b>	<b>5,091</b>	<b>6,199</b>	<b>6,489</b>	<b>6,674</b>	<b>6,589</b>	<b>76,029</b>
Domestic Violence	4,970	5,227	4,805	5,466	4,398	4,212	4,686	3,967	4,616	4,894	5,035	5,001	57,277
Repeat Violence	1,733	1,884	1,704	1,836	1,436	1,234	1,396	1,124	1,583	1,595	1,639	1,588	18,752
<b>Other Domestic Relations</b>	<b>4,778</b>	<b>4,952</b>	<b>4,339</b>	<b>4,901</b>	<b>4,072</b>	<b>3,890</b>	<b>4,457</b>	<b>4,308</b>	<b>3,981</b>	<b>4,427</b>	<b>4,382</b>	<b>4,458</b>	<b>52,945</b>
Other Domestic Relations	4,778	4,952	4,339	4,901	4,072	3,890	4,457	4,308	3,981	4,427	4,382	4,458	52,945
<b>Total</b>	<b>23,895</b>	<b>24,074</b>	<b>21,996</b>	<b>25,278</b>	<b>20,526</b>	<b>19,226</b>	<b>21,867</b>	<b>20,324</b>	<b>21,275</b>	<b>23,264</b>	<b>23,117</b>	<b>22,526</b>	<b>267,368</b>

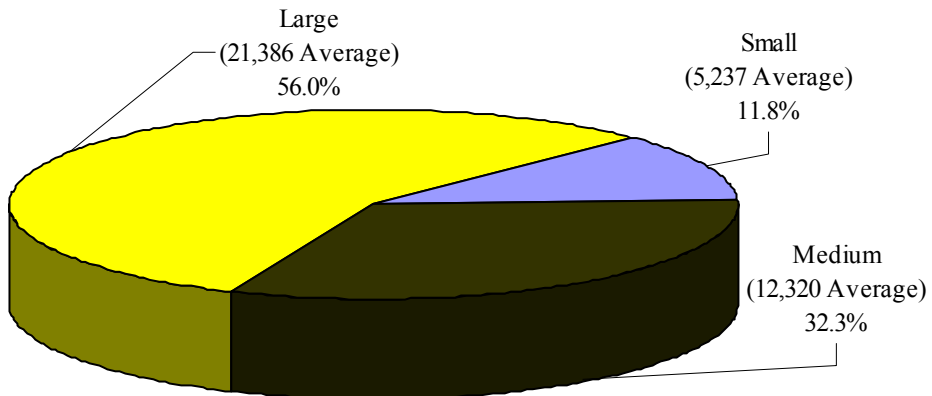
## **CIRCUIT DOMESTIC RELATIONS DISPOSITIONS**

*by Category*  
**FY 2002-03**



## **CIRCUIT DOMESTIC RELATIONS DISPOSITIONS**

*by Circuit Size\**  
**FY 2002-03**



\*Small Circuits- 2nd, 3rd, 8th, 14th, 16th, 19th;  
Medium Circuits- 1st, 5th, 7th, 10th, 12th, 18th, 20th;  
Large Circuits- 4th, 6th, 9th, 11th, 13th, 15th, 17th (as defined in the Glossary).

**Circuit Domestic Relations ♦ Dispositions**

**CIRCUIT DOMESTIC RELATIONS DISPOSITIONS**  
**by Case Type and Circuit**  
**FY 2002-03**

Circuit	Simplified Dissolution	Dissolution	Child Support	UIFSA	Other Domestic Relations	Domestic Violence	Repeat Violence	Total
1	313	3,830	2,429	265	2,962	2,284	658	12,741
2	174	1,823	984	96	1,635	1,324	591	6,627
3	114	1,004	933	59	791	974	262	4,137
4	105	6,408	2,884	300	5,000	4,283	1,815	20,795
5	130	4,214	2,546	201	2,808	2,723	766	13,388
6	674	5,703	2,523	567	3,084	5,332	1,430	19,313
7	229	3,852	917	647	2,321	3,050	864	11,880
8	214	1,464	1,378	41	1,237	999	291	5,624
9	179	6,762	2,036	317	3,686	2,250	622	15,852
10	180	3,431	1,979	399	2,741	3,195	1,092	13,017
11	435	14,732	1,894	640	5,356	5,655	2,123	30,835
12	210	3,021	1,306	639	1,166	2,648	842	9,832
13	232	5,735	3,362	344	4,329	4,793	1,627	20,422
14	51	2,014	1,151	332	1,028	1,008	145	5,729
15	158	5,736	2,010	298	2,573	2,890	873	14,538
16	74	589	132	4	130	425	201	1,555
17	554	9,931	3,639	333	6,221	5,155	2,115	27,948
18	284	4,240	1,301	137	1,761	3,209	862	11,794
19	76	2,317	1,146	98	1,631	1,847	637	7,752
20	337	4,340	2,033	225	2,485	3,233	936	13,589
<b>Total</b>	<b>4,723</b>	<b>91,146</b>	<b>36,583</b>	<b>5,942</b>	<b>52,945</b>	<b>57,277</b>	<b>18,752</b>	<b>267,368</b>



**CIRCUIT DOMESTIC RELATIONS DISPOSITIONS**  
**by Category and Circuit/County**  
**FY 2002-03**

Circuit/County	Simplified Dissolution	Dissolution	Child Support	Domestic Violence	Other Domestic Relations	Total
<b>Circuit 1</b>	<b>313</b>	<b>3,830</b>	<b>2,694</b>	<b>2,942</b>	<b>2,962</b>	<b>12,741</b>
Escambia	74	1,659	1,513	1,388	1,873	6,507
Okaloosa	115	1,401	599	611	613	3,339
Santa Rosa	101	564	437	549	327	1,978
Walton	23	206	145	394	149	917
<b>Circuit 2</b>	<b>174</b>	<b>1,823</b>	<b>1,080</b>	<b>1,915</b>	<b>1,635</b>	<b>6,627</b>
Franklin	24	42	28	98	19	211
Gadsden	11	284	194	390	429	1,308
Jefferson	8	179	55	46	33	321
Leon	117	1,134	683	1,217	1,139	4,290
Liberty	12	33	34	40	4	123
Wakulla	2	151	86	124	11	374
<b>Circuit 3</b>	<b>114</b>	<b>1,004</b>	<b>992</b>	<b>1,236</b>	<b>791</b>	<b>4,137</b>
Columbia	52	419	399	426	329	1,625
Dixie	1	75	103	84	14	277
Hamilton	9	68	94	43	27	241
Lafayette	9	30	23	20	9	91
Madison	18	70	74	86	89	337
Suwannee	25	210	236	407	135	1,013
Taylor	0	132	63	170	188	553
<b>Circuit 4</b>	<b>105</b>	<b>6,408</b>	<b>3,184</b>	<b>6,098</b>	<b>5,000</b>	<b>20,795</b>
Clay	14	881	434	492	190	2,011
Duval	89	5,159	2,673	5,089	4,636	17,646
Nassau	2	368	77	517	174	1,138

4

**Circuit Domestic Relations ❖ Dispositions**

**CIRCUIT DOMESTIC RELATIONS DISPOSITIONS, Continued**  
**by Category and Circuit/County**  
**FY 2002-03**

Circuit/County	Simplified Dissolution	Dissolution	Child Support	Domestic Violence	Other Domestic Relations	Total
<b>Circuit 5</b>	<b>130</b>	<b>4,214</b>	<b>2,747</b>	<b>3,489</b>	<b>2,808</b>	<b>13,388</b>
Citrus	39	512	349	591	272	1,763
Hernando	10	734	573	670	192	2,179
Lake	8	1,233	801	650	867	3,559
Marion	64	1,482	892	1,354	1,317	5,109
Sumter	9	253	132	224	160	778
<b>Circuit 6</b>	<b>674</b>	<b>5,703</b>	<b>3,090</b>	<b>6,762</b>	<b>3,084</b>	<b>19,313</b>
Pasco	185	1,364	1,150	2,271	708	5,678
Pinellas	489	4,339	1,940	4,491	2,376	13,635
<b>Circuit 7</b>	<b>229</b>	<b>3,852</b>	<b>1,564</b>	<b>3,914</b>	<b>2,321</b>	<b>11,880</b>
Flagler	9	276	66	296	165	812
Putnam	37	486	402	410	380	1,715
St. Johns	26	647	83	529	223	1,508
Volusia	157	2,443	1,013	2,679	1,553	7,845
<b>Circuit 8</b>	<b>214</b>	<b>1,464</b>	<b>1,419</b>	<b>1,290</b>	<b>1,237</b>	<b>5,624</b>
Alachua	117	872	665	631	942	3,227
Baker	34	112	141	85	99	471
Bradford	25	141	152	115	85	518
Gilchrist	11	80	83	103	40	317
Levy	6	206	247	275	53	787
Union	21	53	131	81	18	304
<b>Circuit 9</b>	<b>179</b>	<b>6,762</b>	<b>2,353</b>	<b>2,872</b>	<b>3,686</b>	<b>15,852</b>
Orange	81	5,180	1,925	1,675	3,142	12,003
Osceola	98	1,582	428	1,197	544	3,849

**CIRCUIT DOMESTIC RELATIONS DISPOSITIONS, Continued**  
**by Category and Circuit/County**  
**FY 2002-03**

Circuit/County	Simplified Dissolution	Dissolution	Child Support	Domestic Violence	Other Domestic Relations	Total
<b>Circuit 10</b>	<b>180</b>	<b>3,431</b>	<b>2,378</b>	<b>4,287</b>	<b>2,741</b>	<b>13,017</b>
Hardee	8	104	178	156	120	566
Highlands	27	410	292	351	310	1,390
Polk	145	2,917	1,908	3,780	2,311	11,061
<b>Circuit 11</b>	<b>435</b>	<b>14,732</b>	<b>2,534</b>	<b>7,778</b>	<b>5,356</b>	<b>30,835</b>
Dade	435	14,732	2,534	7,778	5,356	30,835
<b>Circuit 12</b>	<b>210</b>	<b>3,021</b>	<b>1,945</b>	<b>3,490</b>	<b>1,166</b>	<b>9,832</b>
Desoto	28	156	155	154	26	519
Manatee	56	1,285	930	1,818	612	4,701
Sarasota	126	1,580	860	1,518	528	4,612
<b>Circuit 13</b>	<b>232</b>	<b>5,735</b>	<b>3,706</b>	<b>6,420</b>	<b>4,329</b>	<b>20,422</b>
Hillsborough	232	5,735	3,706	6,420	4,329	20,422
<b>Circuit 14</b>	<b>51</b>	<b>2,014</b>	<b>1,483</b>	<b>1,153</b>	<b>1,028</b>	<b>5,729</b>
Bay	7	1,312	965	492	761	3,537
Calhoun	1	64	40	145	29	279
Gulf	20	92	85	74	9	280
Holmes	21	93	132	128	11	385
Jackson	0	337	172	249	199	957
Washington	2	116	89	65	19	291
<b>Circuit 15</b>	<b>158</b>	<b>5,736</b>	<b>2,308</b>	<b>3,763</b>	<b>2,573</b>	<b>14,538</b>
Palm Beach	158	5,736	2,308	3,763	2,573	14,538
<b>Circuit 16</b>	<b>74</b>	<b>589</b>	<b>136</b>	<b>626</b>	<b>130</b>	<b>1,555</b>
Monroe	74	589	136	626	130	1,555

**Circuit Domestic Relations ❖ Dispositions**

**CIRCUIT DOMESTIC RELATIONS DISPOSITIONS, Continued**  
**by Category and Circuit/County**  
**FY 2002-03**

<b>Circuit/County</b>	<b>Simplified Dissolution</b>	<b>Dissolution</b>	<b>Child Support</b>	<b>Domestic Violence</b>	<b>Other Domestic Relations</b>	<b>Total</b>
<b>Circuit 17</b>	<b>554</b>	<b>9,931</b>	<b>3,972</b>	<b>7,270</b>	<b>6,221</b>	<b>27,948</b>
Broward	554	9,931	3,972	7,270	6,221	27,948
<b>Circuit 18</b>	<b>284</b>	<b>4,240</b>	<b>1,438</b>	<b>4,071</b>	<b>1,761</b>	<b>11,794</b>
Brevard	58	2,429	833	2,666	984	6,970
Seminole	226	1,811	605	1,405	777	4,824
<b>Circuit 19</b>	<b>76</b>	<b>2,317</b>	<b>1,244</b>	<b>2,484</b>	<b>1,631</b>	<b>7,752</b>
Indian River	41	648	350	540	313	1,892
Martin	21	547	179	510	202	1,459
Okeechobee	9	237	142	310	113	811
St. Lucie	5	885	573	1,124	1,003	3,590
<b>Circuit 20</b>	<b>337</b>	<b>4,340</b>	<b>2,258</b>	<b>4,169</b>	<b>2,485</b>	<b>13,589</b>
Charlotte	109	504	249	932	167	1,961
Collier	193	1,160	620	757	670	3,400
Glades	2	12	5	56	3	78
Hendry	33	169	121	170	122	615
Lee	0	2,495	1,263	2,254	1,523	7,535
<b>State Total</b>	<b>4,723</b>	<b>91,146</b>	<b>42,525</b>	<b>76,029</b>	<b>52,945</b>	<b>267,368</b>

**CIRCUIT DOMESTIC RELATIONS DISPOSITIONS**

**Statewide by Case Type and Disposition Type**

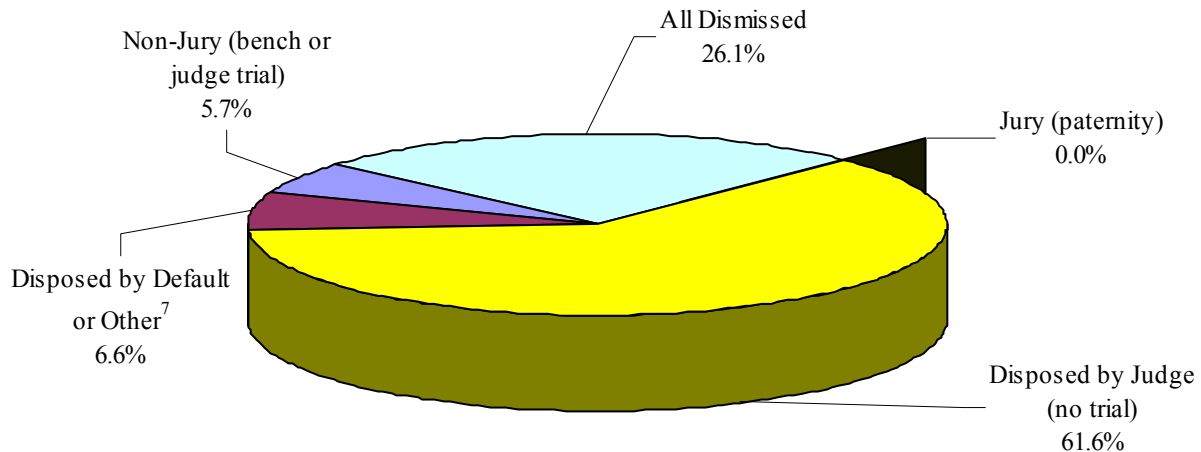
**FY 2002-03**

Disposition Type	Simplified Dissolution	Dissolution	Child Support	UIFSA	Other Domestic Relations	Domestic Violence	Repeat Violence	Total
Dismissed Before Hearing	86	4,596	6,223	850	6,051	5,194	2,742	25,742
Dismissed After Hearing	123	4,260	4,077	470	4,828	22,967	7,312	44,037
Disposed by Default	5	6,791	2,447	143	3,266	9	8	12,669
Disposed by Judge (No Trial)	4,485	66,890	20,270	2,140	33,645	28,666	8,579	164,675
Disposed by Non-Jury	16	8,144	2,699	264	3,767	214	85	15,189
Disposed by Jury	0	0	1	0	3	0	0	4
Disposed by Other <sup>7</sup>	8	465	866	2,075	1,385	227	26	5,052
<b>Total</b>	<b>4,723</b>	<b>91,146</b>	<b>36,583</b>	<b>5,942</b>	<b>52,945</b>	<b>57,277</b>	<b>18,752</b>	<b>267,368</b>

**CIRCUIT DOMESTIC RELATIONS DISPOSITIONS**

**by Disposition Type**

**FY 2002-03**



<sup>7</sup>The disposition category "Disposed by Other" is used to report cases as disposed when they are: consolidated into a primary case, transferred to another court, or have a change of venue.

4



The Circuit Domestic Relations division involves special proceedings such as reopenings. Two types of reopenings exist for this division: modifications and other. **These data are provided by the 67 clerks of court. However, special proceedings data are not audited for accuracy by the OSCA.**

**Reopening** - A reopening occurs when a case that has previously been reported as disposed is resubmitted to the court through a motion or petition.

**Modification** - cases previously reported as disposed that are reactivated or resubmitted to the court for action to modify a previous judgment or decision (i.e., modifications relating to a change in the amount of child support, a change in residential status of a child, and changes in conditions or length of visitation of a non-resident parent).

**Other** - cases previously reported as disposed that are reactivated or resubmitted to the court for action other than modification requests (i.e., motion to enforce judgment, motion and order to show cause, motion to enforce visitation, and motion for contempt).

**CIRCUIT DOMESTIC RELATIONS SPECIAL PROCEEDINGS**  
**by Circuit**  
**FY 2002-03**

4

Circuit	Reopenings		Total
	Modifications	Other	
First (Pensacola)	2,990	13,359	16,349
Second (Tallahassee)	401	2,102	2,503
Third (Lake City)	414	435	849
Fourth (Jacksonville)	1,340	11,813	13,153
Fifth (Tavares)	2,633	7,607	10,240
Sixth (Clearwater)	2,198	9,293	11,491
Seventh (Daytona Beach)	1,996	9,618	11,614
Eighth (Gainesville)	725	4,303	5,028
Ninth (Orlando)	1,196	4,607	5,803
Tenth (Bartow)	1,999	8,256	10,255
Eleventh (Miami)	1,876	28,776	30,652
Twelfth (Sarasota)	1,121	7,462	8,583
Thirteenth (Tampa)	1,463	2,936	4,399
Fourteenth (Panama City)	1,594	1,127	2,721
Fifteenth (West Palm Beach)	2,710	14,195	16,905
Sixteenth (Key West)	139	690	829
Seventeenth (Ft. Lauderdale)	1,581	17,539	19,120
Eighteenth (Sanford)	1,920	11,874	13,794
Nineteenth (Ft. Pierce)	1,326	5,502	6,828
Twentieth (Ft. Myers)	2,055	9,224	11,279
<b>Total</b>	<b>31,677</b>	<b>170,718</b>	<b>202,395</b>