

Circuit Juvenile ❖ Overview

The Circuit Juvenile division includes juvenile cases which are divided into the following categories: delinquency and dependency. Within these categories are the following case types:

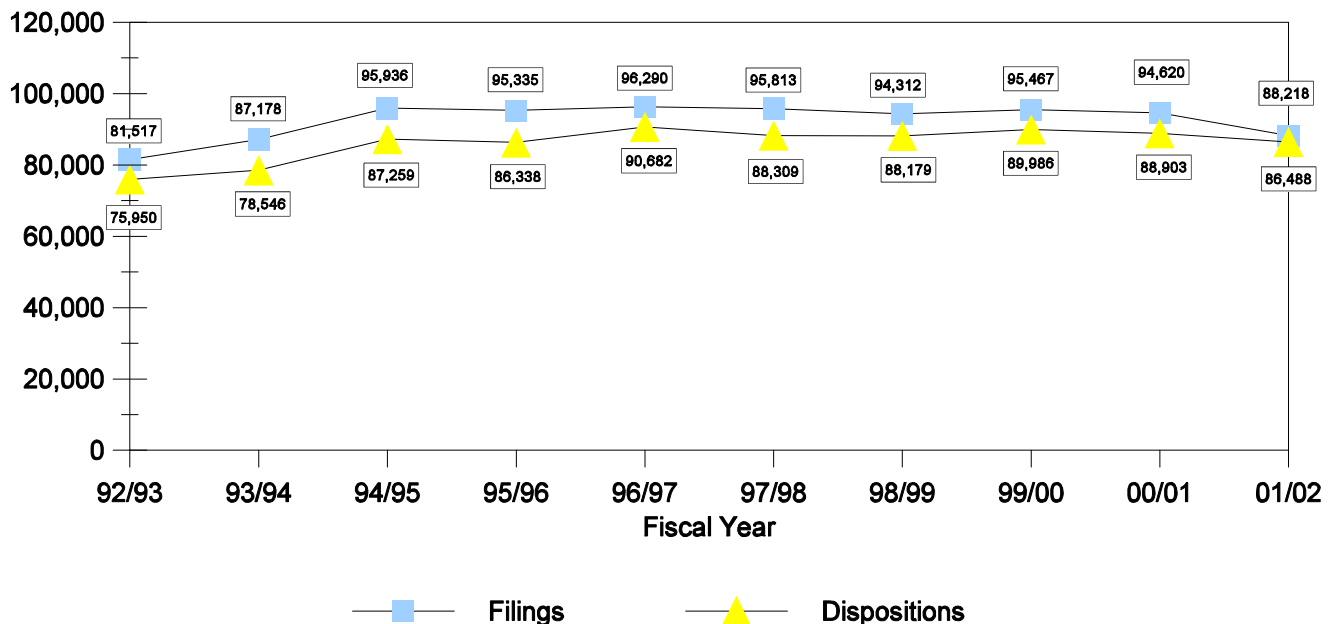
Delinquency - delinquency

Dependency - dependency and termination of parental rights (TPR)

In the Circuit Juvenile division, *delinquency filings* are defined as each juvenile against whom a petition is filed. *Dependency filings* are defined as each petition filed for dependency or TPR. *Delinquency dispositions* are defined as each juvenile against whom a petition for delinquency is disposed for all charges. *Contested dependency dispositions* are defined as each dependency petition disposed where an adjudicatory trial is held. *Uncontested dependency dispositions* are defined as each dependency petition disposed in which the parent or legal guardian consents or admits to the allegations in the dependency petition without an adjudicatory trial. It should be noted that the number of dispositions in TPR cases is not collected as a part of the Summary Reporting System.

Circuit Juvenile Filings & Dispositions*

FY 1992-93 to FY 2001-02



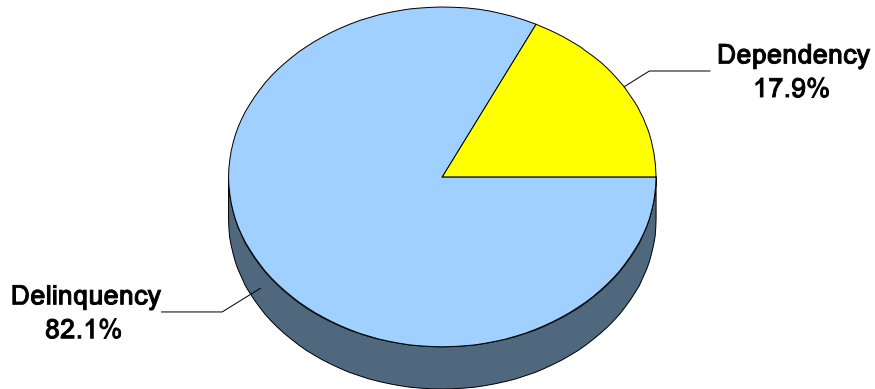
*Termination of Parental Rights filings and dispositions are not included.

Circuit Juvenile ❖ Filings

STATEWIDE CIRCUIT JUVENILE FILINGS													
by Category, Case Type, and Month													
FY 2001-02													
	Jul	Aug	Sep	Oct	Nov	Dec	Jan	Feb	Mar	Apr	May	Jun	Total
Delinquency													75,150
Delinquency	6,415	6,022	5,161	6,883	5,658	5,697	6,851	6,035	6,253	6,825	6,973	6,377	75,150
Dependency													16,354
Dependency	1,047	1,145	1,045	1,243	999	892	1,041	1,064	1,154	1,127	1,248	1,063	13,068
Termination of Parental Rights	269	264	245	282	220	238	321	301	265	318	319	244	3,286
Total	7,731	7,431	6,451	8,408	6,877	6,827	8,213	7,400	7,672	8,270	8,540	7,684	91,504

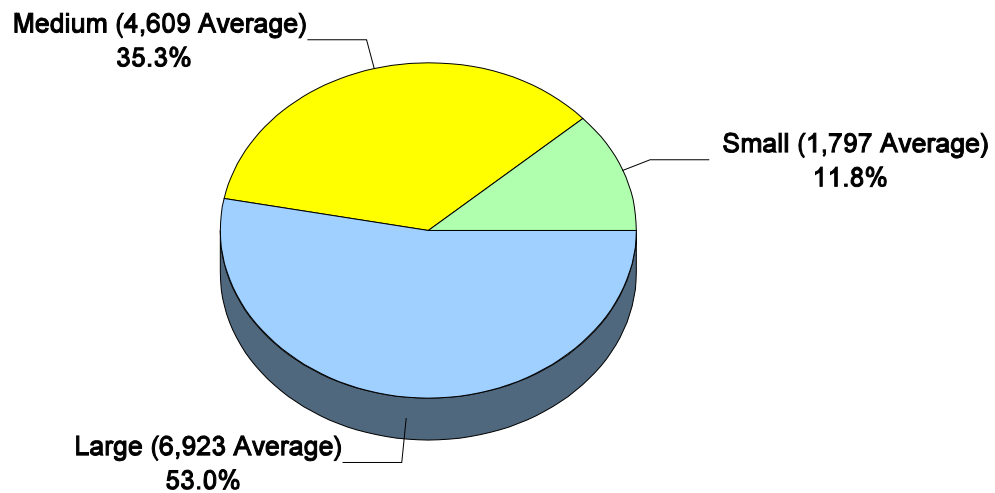
Circuit Juvenile Filings by Category

FY 2001-02



Circuit Juvenile Filings by Circuit Size*

FY 2001-02



*Small Circuits- 2nd, 3rd, 8th, 14th, 16th, 19th;
Medium Circuits- 1st, 5th, 7th, 10th, 12th, 18th, 20th;
Large Circuits- 4th, 6th, 9th, 11th, 13th, 15th, 17th (as defined in the Glossary).

Circuit Juvenile ❖ Filings

CIRCUIT JUVENILE FILINGS				
by Case Type and Circuit				
FY 2001-02				
Circuit	Delinquency	Dependency	Termination of Parental Rights	Total
First (Pensacola)	3,344	796	104	4,244
Second (Tallahassee)	1,617	369	46	2,032
Third (Lake City)	816	240	41	1,097
Fourth (Jacksonville)	2,843	1,038	223	4,104
Fifth (Tavares)	4,061	1,006	213	5,280
Sixth (Clearwater)	6,538	920	283	7,741
Seventh (Daytona Beach)	3,420	580	131	4,131
Eighth (Gainesville)	1,731	313	103	2,147
Ninth (Orlando)	7,519	741	135	8,395
Tenth (Bartow)	4,790	880	323	5,993
Eleventh (Miami)	8,427	764	425	9,616
Twelfth (Sarasota)	2,412	408	136	2,956
Thirteenth (Tampa)	4,179	1,298	230	5,707
Fourteenth (Panama City)	1,438	322	31	1,791
Fifteenth (West Palm Beach)	3,407	515	215	4,137
Sixteenth (Key West)	309	143	25	477
Seventeenth (Ft. Lauderdale)	7,513	998	252	8,763
Eighteenth (Sanford)	3,520	605	131	4,256
Nineteenth (Ft. Pierce)	2,608	520	108	3,236
Twentieth (Ft. Myers)	4,658	612	131	5,401
Total	75,150	13,068	3,286	91,504

Circuit Juvenile ❖ Filings

CIRCUIT JUVENILE FILINGS by Category and Circuit/County FY 2001-02			
Circuit/County	Delinquency	Dependency*	Total
Circuit 1	3,344	900	4,244
Escambia	1,720	322	2,042
Okaloosa	883	292	1,175
Santa Rosa	565	232	797
Walton	176	54	230
Circuit 2	1,617	415	2,032
Franklin	51	29	80
Gadsden	312	123	435
Jefferson	42	9	51
Leon	1,090	203	1,293
Liberty	26	12	38
Wakulla	96	39	135
Circuit 3	816	281	1,097
Columbia	260	116	376
Dixie	0	24	24
Hamilton	73	16	89
Lafayette	20	9	29
Madison	107	17	124
Suwannee	293	68	361
Taylor	63	31	94
Circuit 4	2,843	1,261	4,104
Clay	759	191	950
Duval	1,877	940	2,817
Nassau	207	130	337

Circuit Juvenile ❖ Filings

CIRCUIT JUVENILE FILINGS, Continued by Category and Circuit/County FY 2001-02			
Circuit/County	Delinquency	Dependency*	Total
Circuit 5	4,061	1,219	5,280
Citrus	447	118	565
Hernando	370	259	629
Lake	1,278	292	1,570
Marion	1,747	472	2,219
Sumter	219	78	297
Circuit 6	6,538	1,203	7,741
Pasco	1,982	252	2,234
Pinellas	4,556	951	5,507
Circuit 7	3,420	711	4,131
Flagler	218	26	244
Putnam	482	101	583
St. Johns	517	99	616
Volusia	2,203	485	2,688
Circuit 8	1,731	416	2,147
Alachua	1,235	229	1,464
Baker	86	25	111
Bradford	90	22	112
Gilchrist	32	28	60
Levy	180	90	270
Union	108	22	130
Circuit 9	7,519	876	8,395
Orange	6,164	681	6,845
Osceola	1,355	195	1,550

Circuit Juvenile ❖ Filings

CIRCUIT JUVENILE FILINGS, Continued by Category and Circuit/County FY 2001-02			
Circuit/County	Delinquency	Dependency*	Total
Circuit 10	4,790	1,203	5,993
Hardee	282	57	339
Highlands	531	123	654
Polk	3,977	1,023	5,000
Circuit 11	8,427	1,189	9,616
Dade	8,427	1,189	9,616
Circuit 12	2,412	544	2,956
Desoto	122	16	138
Manatee	1,219	294	1,513
Sarasota	1,071	234	1,305
Circuit 13	4,179	1,528	5,707
Hillsborough	4,179	1,528	5,707
Circuit 14	1,438	353	1,791
Bay	1,106	185	1,291
Calhoun	38	13	51
Gulf	19	7	26
Holmes	46	33	79
Jackson	169	36	205
Washington	60	79	139
Circuit 15	3,407	730	4,137
Palm Beach	3,407	730	4,137
Circuit 16	309	168	477
Monroe	309	168	477

Circuit Juvenile ❖ Filings

CIRCUIT JUVENILE FILINGS, Continued			
by Category and Circuit/County			
FY 2001-02			
Circuit/County	Delinquency	Dependency*	Total
Circuit 17	7,513	1,250	8,763
Broward	7,513	1,250	8,763
Circuit 18	3,520	736	4,256
Brevard	2,115	556	2,671
Seminole	1,405	180	1,585
Circuit 19	2,608	628	3,236
Indian River	548	121	669
Martin	626	110	736
Okeechobee	205	134	339
St. Lucie	1,229	263	1,492
Circuit 20	4,658	743	5,401
Charlotte	691	49	740
Collier	1,114	191	1,305
Glades	19	7	26
Hendry	358	24	382
Lee	2,476	472	2,948
State Total	75,150	16,354	91,504

*Termination of Parental Rights filings are included.

Circuit Juvenile ❖ Dispositions

STATEWIDE CIRCUIT JUVENILE DISPOSITIONS*
by Category, Case Type, and Month
FY 2001-02

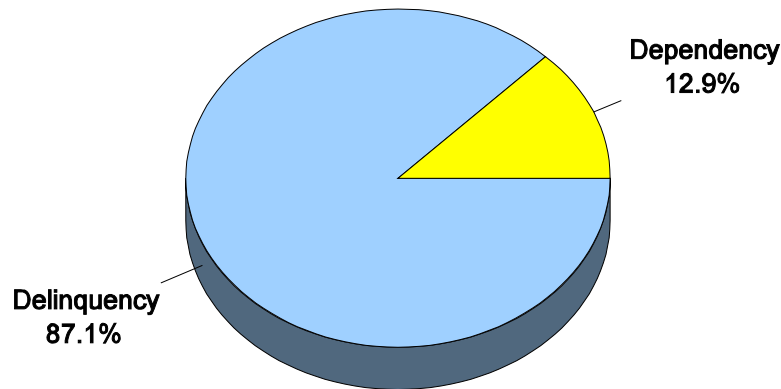
	Jul	Aug	Sep	Oct	Nov	Dec	Jan	Feb	Mar	Apr	May	Jun	Total
Delinquency	6,503	7,140	5,355	7,105	6,044	4,710	6,746	6,253	6,273	6,890	6,561	5,767	75,347
Dependency	977	1,043	856	1,016	1,052	790	884	892	864	1,002	932	833	11,141
Total	7,480	8,183	6,211	8,121	7,096	5,500	7,630	7,145	7,137	7,892	7,493	6,600	86,488

*Termination of Parental Rights dispositions are not included.

Circuit Juvenile ❖ Dispositions

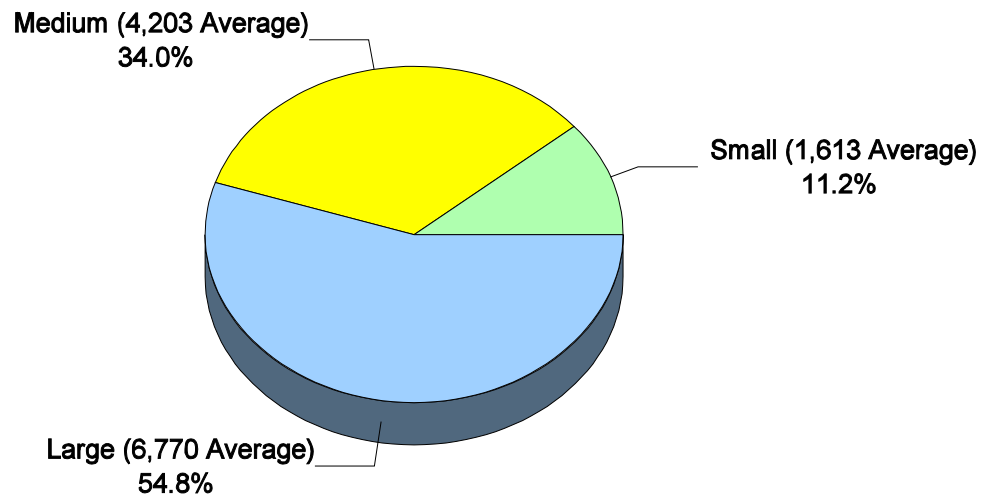
Circuit Juvenile Dispositions by Category

FY 2001-02



Circuit Juvenile Dispositions by Circuit Size*

FY 2001-02



*Small Circuits- 2nd, 3rd, 8th, 14th, 16th, 19th;
Medium Circuits- 1st, 5th, 7th, 10th, 12th, 18th, 20th;
Large Circuits- 4th, 6th, 9th, 11th, 13th, 15th, 17th (as defined in the Glossary).

Circuit Juvenile ❖ Dispositions

CIRCUIT JUVENILE DISPOSITIONS*			
by Case Type and Circuit			
FY 2001-02			
Circuit	Delinquency	Dependency	Total
First (Pensacola)	3,289	949	4,238
Second (Tallahassee)	1,658	160	1,818
Third (Lake City)	774	190	964
Fourth (Jacksonville)	2,210	478	2,688
Fifth (Tavares)	3,959	841	4,800
Sixth (Clearwater)	5,137	968	6,105
Seventh (Daytona Beach)	3,186	600	3,786
Eighth (Gainesville)	1,761	264	2,025
Ninth (Orlando)	7,423	474	7,897
Tenth (Bartow)	3,894	963	4,857
Eleventh (Miami)	10,617	879	11,496
Twelfth (Sarasota)	2,787	411	3,198
Thirteenth (Tampa)	6,171	1,030	7,201
Fourteenth (Panama City)	1,355	223	1,578
Fifteenth (West Palm Beach)	3,538	410	3,948
Sixteenth (Key West)	287	118	405
Seventeenth (Ft. Lauderdale)	7,262	794	8,056
Eighteenth (Sanford)	3,563	412	3,975
Nineteenth (Ft. Pierce)	2,439	450	2,889
Twentieth (Ft. Myers)	4,037	527	4,564
Total	75,347	11,141	86,488

*Termination of Parental Rights dispositions are not included.

Circuit Juvenile ❖ Dispositions

CIRCUIT JUVENILE DISPOSITIONS*			
by Category and Circuit/County			
FY 2001-02			
Circuit/County	Delinquency	Dependency	Total
Circuit 1	3,289	949	4,238
Escambia	1,451	226	1,677
Okaloosa	1,123	424	1,547
Santa Rosa	553	241	794
Walton	162	58	220
Circuit 2	1,658	160	1,818
Franklin	70	7	77
Gadsden	373	79	452
Jefferson	25	3	28
Leon	1,043	37	1,080
Liberty	50	3	53
Wakulla	97	31	128
Circuit 3	774	190	964
Columbia	195	89	284
Dixie	82	40	122
Hamilton	60	7	67
Lafayette	17	10	27
Madison	111	12	123
Suwannee	282	31	313
Taylor	27	1	28
Circuit 4	2,210	478	2,688
Clay	669	134	803
Duval	1,262	239	1,501
Nassau	279	105	384

Circuit Juvenile ❖ Dispositions

CIRCUIT JUVENILE DISPOSITIONS*, Continued by Category and Circuit/County FY 2001-02			
Circuit/County	Delinquency	Dependency	Total
Circuit 5	3,959	841	4,800
Citrus	472	81	553
Hernando	145	76	221
Lake	932	246	1,178
Marion	2,174	354	2,528
Sumter	236	84	320
Circuit 6	5,137	968	6,105
Pasco	1,373	145	1,518
Pinellas	3,764	823	4,587
Circuit 7	3,186	600	3,786
Flagler	259	25	284
Putnam	393	65	458
St. Johns	393	76	469
Volusia	2,141	434	2,575
Circuit 8	1,761	264	2,025
Alachua	1,384	151	1,535
Baker	70	12	82
Bradford	56	13	69
Gilchrist	31	15	46
Levy	174	68	242
Union	46	5	51
Circuit 9	7,423	474	7,897
Orange	6,569	348	6,917
Osceola	854	126	980

Circuit Juvenile ❖ Dispositions

CIRCUIT JUVENILE DISPOSITIONS*, Continued			
by Category and Circuit/County			
FY 2001-02			
Circuit/County	Delinquency	Dependency	Total
Circuit 10	3,894	963	4,857
Hardee	240	38	278
Highlands	749	107	856
Polk	2,905	818	3,723
Circuit 11	10,617	879	11,496
Dade	10,617	879	11,496
Circuit 12	2,787	411	3,198
Desoto	217	35	252
Manatee	1,243	231	1,474
Sarasota	1,327	145	1,472
Circuit 13	6,171	1,030	7,201
Hillsborough	6,171	1,030	7,201
Circuit 14	1,355	223	1,578
Bay	949	132	1,081
Calhoun	57	9	66
Gulf	16	3	19
Holmes	47	15	62
Jackson	238	60	298
Washington	48	4	52
Circuit 15	3,538	410	3,948
Palm Beach	3,538	410	3,948
Circuit 16	287	118	405
Monroe	287	118	405

Circuit Juvenile ❖ Dispositions

CIRCUIT JUVENILE DISPOSITIONS*, Continued			
by Category and Circuit/County			
FY 2001-02			
Circuit/County	Delinquency	Dependency	Total
Circuit 17	7,262	794	8,056
Broward	7,262	794	8,056
Circuit 18	3,563	412	3,975
Brevard	2,173	229	2,402
Seminole	1,390	183	1,573
Circuit 19	2,439	450	2,889
Indian River	409	92	501
Martin	433	45	478
Okeechobee	216	118	334
St. Lucie	1,381	195	1,576
Circuit 20	4,037	527	4,564
Charlotte	715	19	734
Collier	943	148	1,091
Glades	15	1	16
Hendry	278	27	305
Lee	2,086	332	2,418
State Total	75,347	11,141	86,488

*Termination of Parental Rights dispositions are not included.

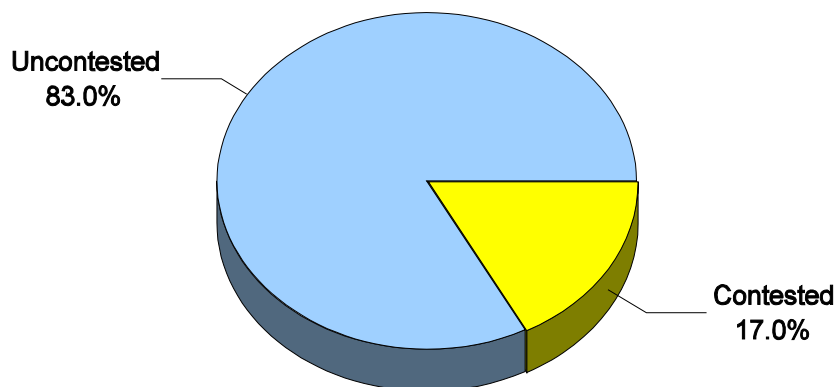
Circuit Juvenile ❖ Dispositions

CIRCUIT JUVENILE DISPOSITIONS*			
by Category and Disposition Type**			
FY 2001-02			
Disposition Type	Delinquency	Dependency	Total
Contested	NA	1,893	1,893
Uncontested	NA	9,248	9,248
Total	NA	11,141	11,141

* Termination of Parental Rights dispositions are not included.

**Contested and uncontested disposition types only apply to dependency cases.

Dependency Dispositions by Disposition Type for FY 2001-02



Circuit Juvenile ❖ Special Proceedings

The Circuit Juvenile division also involves special proceedings. In delinquency cases, special proceedings include complaints, reopenings, certifications to criminal division, direct files to criminal division, and detention hearings. In dependency cases, special proceedings include reopenings, foster care review hearings, and shelter hearings. **These data are provided by the 67 clerks of court. However, special proceedings data are not audited for accuracy by the OSCA.**

Delinquency:

Complaint - A formal written document submitted to the court by a law enforcement officer, prosecutor or other person, alleging that a specified juvenile has committed a specific delinquent act and requests prosecution of said juvenile. A complaint may be disposed prior to a petition being filed through termination of the charges, direct filing or transfer to criminal court, diversion or alternative sanctions, or arbitration/mediation.

Reopening - A reopening occurs when a case that has been previously reported as disposed is resubmitted to the court where judicial action may be involved.

Certification to Circuit Criminal Division - A certification to circuit criminal circuit division occurs when a juvenile is transferred to circuit criminal court for prosecution as an adult following a waiver hearing pursuant to section 985.226, Florida Statutes.

Direct File to Criminal Division - A direct file to criminal division refers to a juvenile who has been transferred to criminal court for prosecution as an adult following the filing of an information by the state attorney pursuant to section 985.227, Florida Statutes.

Detention Hearing - A detention hearing refers to a hearing held to determine whether a juvenile is to be detained, continues to be detained, or is released while proceedings are pending.

Dependency:

Reopening - A reopening occurs when a case that has been previously reported as disposed is resubmitted to the court through a motion or petition.

Foster Care Judicial Review Hearing - A foster care judicial review hearing refers to a hearing held before a judge or general master whose purpose is to determine the status of children remaining in foster care or any status of a child pursuant to section 39.521, Florida Statutes.

Shelter Hearing - A shelter hearing refers to a hearing held to determine whether a child is to be sheltered, continues to be sheltered, or is released while proceedings are pending in the case pursuant to section 39.402, Florida Statutes.

Circuit Juvenile ❖ Special Proceedings

CIRCUIT JUVENILE DELINQUENCY COMPLAINTS by Category and Circuit/County FY 2001-02			
Circuit/County	Complaints Filed	Complaints Disposed Prior to Petition	% Complaints Disposed Prior to Petition
Circuit 1	4,999	1,979	39.6%
Escambia	2,477	807	32.6%
Okaloosa	1,312	758	57.8%
Santa Rosa	910	293	32.2%
Walton	300	121	40.3%
Circuit 2	2,361	592	25.1%
Franklin	123	70	56.9%
Gadsden	333	85	25.5%
Jefferson	108	29	26.9%
Leon	1,562	356	22.8%
Liberty	56	27	48.2%
Wakulla	179	25	14.0%
Circuit 3	1,968	881	44.8%
Columbia	828	326	39.4%
Dixie	119	13	10.9%
Hamilton	120	132	110.0%
Lafayette	20	0	0.0%
Madison	215	98	45.6%
Suwannee	426	229	53.8%
Taylor	240	83	34.6%
Circuit 4	9,227	5,187	56.2%
Clay	1,282	412	32.1%
Duval	7,500	4,539	60.5%
Nassau	445	236	53.0%

Circuit Juvenile ❖ Special Proceedings

CIRCUIT JUVENILE DELINQUENCY COMPLAINTS, Continued by Category and Circuit/County FY 2001-02			
Circuit/County	Complaints Filed	Complaints Disposed Prior to Petition	% Complaints Disposed Prior to Petition
Circuit 5	6,100	2,046	33.5%
Citrus	756	349	46.2%
Hernando	824	113	13.7%
Lake	1,726	586	34.0%
Marion	2,423	847	35.0%
Sumter	371	151	40.7%
Circuit 6	12,494	4,120	33.0%
Pasco	2,460	529	21.5%
Pinellas	10,034	3,591	35.8%
Circuit 7	7,811	4,623	59.2%
Flagler	533	386	72.4%
Putnam	1,124	485	43.1%
St. Johns	979	731	74.7%
Volusia	5,175	3,021	58.4%
Circuit 8	3,097	1,867	60.3%
Alachua	2,067	1,442	69.8%
Baker	212	108	50.9%
Bradford	219	52	23.7%
Gilchrist	114	3	2.6%
Levy	366	244	66.7%
Union	119	18	15.1%
Circuit 9	10,367	2,746	26.5%
Orange	8,475	2,013	23.8%
Osceola	1,892	733	38.7%

Circuit Juvenile ❖ Special Proceedings

CIRCUIT JUVENILE DELINQUENCY COMPLAINTS, Continued			
by Category and Circuit/County			
FY 2001-02			
Circuit/County	Complaints Filed	Complaints Disposed Prior to Petition	% Complaints Disposed Prior to Petition
Circuit 10	6,840	2,737	40.0%
Hardee	295	121	41.0%
Highlands	893	374	41.9%
Polk	5,652	2,242	39.7%
Circuit 11	13,109	4,592	35.0%
Dade	13,109	4,592	35.0%
Circuit 12	3,761	1,963	52.2%
Desoto	256	220	85.9%
Manatee	2,153	1,213	56.3%
Sarasota	1,352	530	39.2%
Circuit 13	10,169	5,326	52.4%
Hillsborough	10,169	5,326	52.4%
Circuit 14	3,090	1,820	58.9%
Bay	2,336	1,519	65.0%
Calhoun	116	40	34.5%
Gulf	98	53	54.1%
Holmes	78	6	7.7%
Jackson	342	130	38.0%
Washington	120	72	60.0%
Circuit 15	7,525	4,471	59.4%
Palm Beach	7,525	4,471	59.4%
Circuit 16	451	97	21.5%
Monroe	451	97	21.5%

Circuit Juvenile ❖ Special Proceedings

CIRCUIT JUVENILE DELINQUENCY COMPLAINTS, Continued			
by Category and Circuit/County			
FY 2001-02			
Circuit/County	Complaints Filed	Complaints Disposed Prior to Petition	% Complaints Disposed Prior to Petition
Circuit 17	12,954	4,944	38.2%
Broward	12,954	4,944	38.2%
Circuit 18	7,160	1,848	25.8%
Brevard	4,281	104	2.4%
Seminole	2,879	1,744	60.6%
Circuit 19	4,554	1,492	32.8%
Indian River	880	368	41.8%
Martin	1,033	400	38.7%
Okeechobee	523	297	56.8%
St. Lucie	2,118	427	20.2%
Circuit 20	6,327	1,954	30.9%
Charlotte	938	438	46.7%
Collier	1,512	424	28.0%
Glades	42	4	9.5%
Hendry	471	77	16.3%
Lee	3,364	1,011	30.1%
State Total	134,364	55,285	41.1%

Circuit Juvenile ❖ Special Proceedings

CIRCUIT JUVENILE SPECIAL PROCEEDINGS								
by Circuit								
FY 2001-02								
Circuit	Delinquency				Dependency			Total
	Reopenings	Certification to Criminal Division	Direct Files to Felony Criminal	Detention Hearings	Reopenings	Foster Care Review Hearings	Shelter Hearings	
1	2,239	4	163	2,872	1,207	1,342	1,138	8,965
2	486	3	171	1,223	39	100	204	2,226
3	179	6	17	170	53	813	156	1,394
4	894	1	118	5,820	5,452	910	2,883	16,078
5	1,579	12	86	1,246	1,236	2,908	870	7,937
6	2,734	19	314	4,953	1,502	4,130	1,294	14,946
7	3,678	5	122	2,861	2,438	1,756	623	11,483
8	1,633	5	53	1,342	957	1,845	338	6,173
9	1,335	0	242	4,613	481	1,716	1,398	9,785
10	2,675	1	73	3,659	1,118	4,331	847	12,704
11	15,847	0	678	9,800	1,077	11,339	2,631	41,372
12	1,639	3	71	3,288	360	1,502	665	7,528
13	1,215	0	284	5,593	7,961	10,853	1,266	27,172
14	168	4	53	383	925	327	183	2,043
15	2,424	16	452	3,488	609	2,205	574	9,768
16	139	0	3	165	105	382	137	931
17	2,124	3	273	6,358	1,131	7,471	567	17,927
18	2,212	12	92	6,246	2,433	2,449	1,015	14,459
19	1,261	0	71	3,162	1,491	1,953	611	8,549
20	1,404	0	31	4,310	2,029	1,048	742	9,564
Total	45,865	94	3,367	71,552	32,604	59,380	18,142	231,004