

## County Criminal ❖ Overview

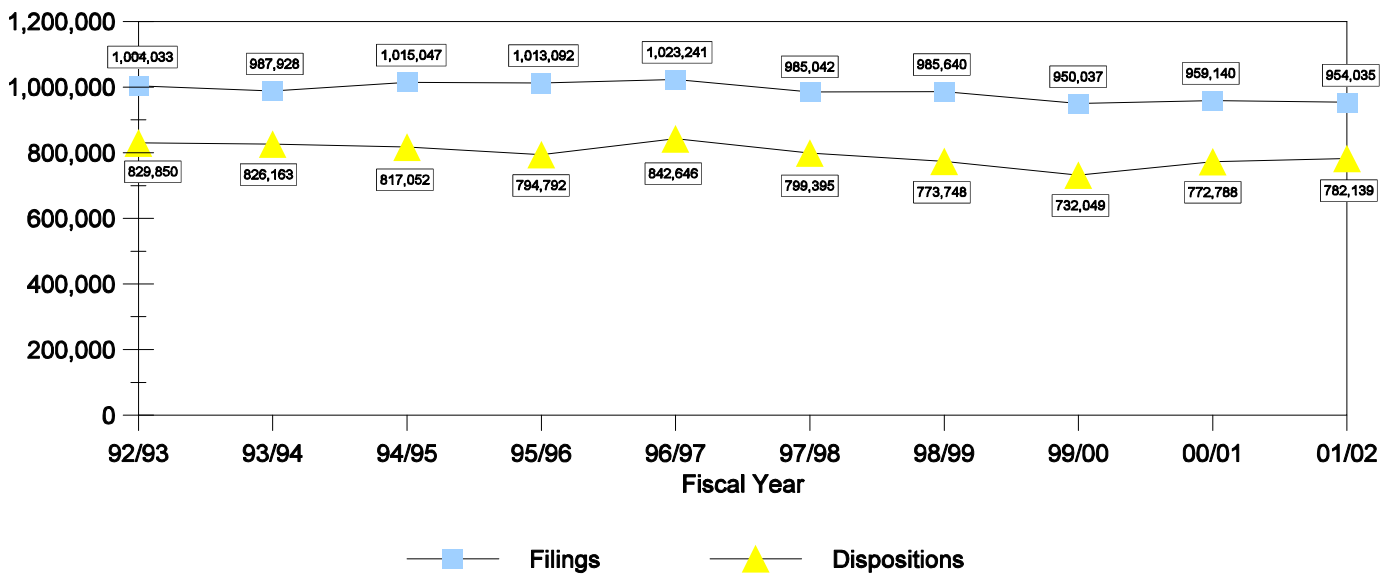
The County Criminal division includes criminal cases which are divided into the following categories: misdemeanors & criminal traffic, municipal & county ordinances, and driving under the influence. Within these categories are the following case types:

- Misdemeanors & Criminal Traffic* - misdemeanors, worthless checks, and criminal traffic
- County & Municipal Ordinances* - county ordinances and municipal ordinances
- Driving Under the Influence* - driving under the influence (DUI)

The Summary Reporting System does not directly capture criminal traffic and DUI cases. These data are reported independently by clerks of court to the Department of Highway Safety and Motor Vehicles (DHSMV). The DHSMV then provides these data annually to the Office of the State Courts Administrator.

In the County Criminal division, *filings* are defined as each defendant whom a sworn complaint, notice to appear, information or indictment is filed. *Dispositions* are defined as each defendant disposed when a final judicial decision is rendered terminating a criminal proceeding by an acquittal, a dismissal, or a judgment stating the specific sentence (in the case of a conviction). *Jury trials* are defined as trials in which a group of citizens are empaneled, selected and sworn to determine the issues of fact in a case.

**County Criminal Filings & Dispositions**  
FY 1992-93 to FY 2001-02

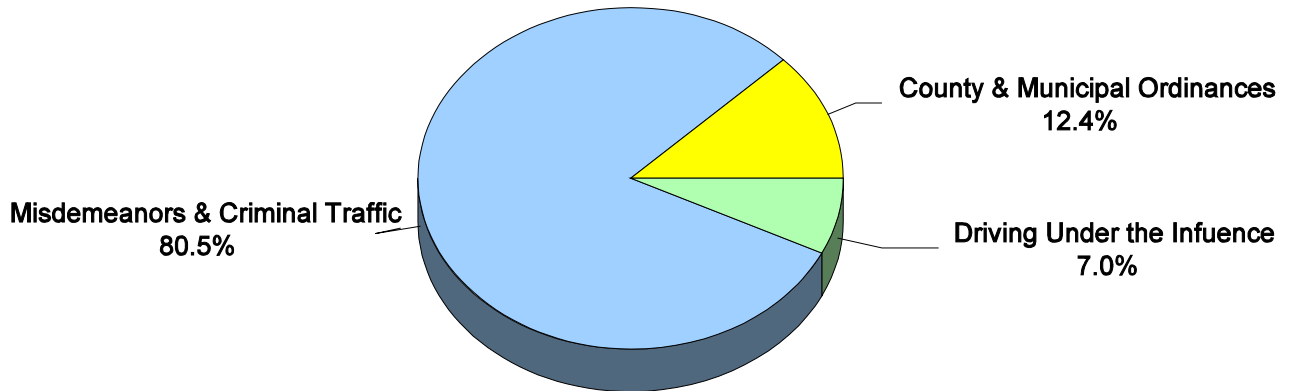


## County Criminal ❖ Filings

STATEWIDE COUNTY CRIMINAL FILINGS													
by Category, Case Type, and Month													
FY 2001-02													
	Jul	Aug	Sep	Oct	Nov	Dec	Jan	Feb	Mar	Apr	May	Jun	Total
<b>Misdemeanors &amp; Criminal Traffic</b>													<b>768,415</b>
Misdemeanors	28,002	27,690	26,238	26,666	24,793	24,937	26,538	25,391	29,202	29,375	29,571	26,565	324,968
Worthless Checks	4,445	5,076	4,727	4,210	4,212	3,808	4,945	4,383	4,781	4,786	4,918	5,307	55,598
Criminal Traffic	32,689	32,573	30,066	32,395	32,660	30,434	33,585	31,749	33,089	32,495	33,623	32,491	387,849
<b>County &amp; Municipal Ordinances</b>													<b>118,773</b>
County Ordinances	4,063	3,916	3,554	3,658	3,555	3,507	3,526	3,913	4,339	4,239	4,679	4,403	47,352
Municipal Ordinances	6,086	6,226	5,629	5,628	5,412	5,327	5,942	5,204	7,322	6,480	6,450	5,715	71,421
<b>Driving Under the Influence</b>													<b>66,847</b>
Driving Under the Influence	4,767	5,055	5,365	5,466	5,494	5,722	5,370	5,508	5,745	5,968	6,142	6,245	66,847
<b>Total</b>	<b>80,052</b>	<b>80,536</b>	<b>75,579</b>	<b>78,023</b>	<b>76,126</b>	<b>73,735</b>	<b>79,906</b>	<b>76,148</b>	<b>84,478</b>	<b>83,343</b>	<b>85,383</b>	<b>80,726</b>	<b>954,035</b>

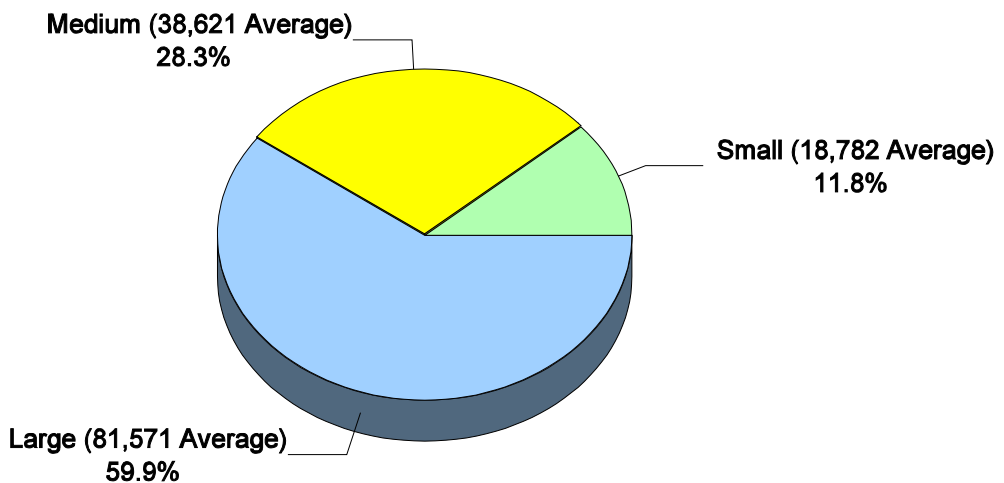
**County Criminal Filings by Category**

FY 2001-02



**County Criminal Filings by Circuit Size\***

FY 2001-02



\*Small Circuits- 2nd, 3rd, 8th, 14th, 16th, 19th;  
Medium Circuits- 1st, 5th, 7th, 10th, 12th, 18th, 20th;  
Large Circuits- 4th, 6th, 9th, 11th, 13th, 15th, 17th (as defined in the Glossary).

## County Criminal ❖ Filings

<b>COUNTY CRIMINAL FILINGS</b> <b>by Case Type and Circuit</b> <b>FY 2001-02</b>							
<b>Circuit</b>	<b>Misdemeanors</b>	<b>Worthless Checks</b>	<b>Criminal Traffic</b>	<b>County Ordinances</b>	<b>Municipal Ordinances</b>	<b>Driving Under the Influence</b>	<b>Total</b>
1	12,456	4,916	9,119	576	160	2,688	29,915
2	8,688	6,556	10,162	6	377	1,027	26,816
3	3,912	1,076	3,851	52	58	614	9,563
4	25,685	13,238	33,117	42	3,421	4,101	79,604
5	12,845	1,619	11,311	375	443	2,649	29,242
6	26,072	4,000	23,144	3,115	4,893	6,119	67,343
7	26,135	3,651	16,987	496	3,295	3,081	53,645
8	8,959	5,774	6,667	66	1,130	1,370	23,966
9	25,553	18	26,329	3,805	2,150	4,731	62,586
10	16,643	2,523	15,296	3,202	624	2,062	40,350
11	14,372	47	66,265	26,080	34,710	6,189	147,663
12	8,777	823	10,990	37	917	2,540	24,084
13	26,574	2,139	23,572	2,436	1,059	6,077	61,857
14	7,792	6,375	5,253	28	561	1,099	21,108
15	24,150	101	28,293	1,759	2,693	3,724	60,720
16	2,885	192	2,588	45	411	657	6,778
17	24,514	193	49,389	1,201	10,447	5,480	91,224
18	23,998	1,298	16,229	68	291	4,591	46,475
19	9,671	720	8,845	844	1,337	3,046	24,463
20	15,287	339	20,442	3,119	2,444	5,002	46,633
<b>Total</b>	<b>324,968</b>	<b>55,598</b>	<b>387,849</b>	<b>47,352</b>	<b>71,421</b>	<b>66,847</b>	<b>954,035</b>

## County Criminal ❖ Filings

<b>COUNTY CRIMINAL FILINGS</b> by Category and Circuit/County FY 2001-02				
Circuit/County	Misdemeanors & Criminal Traffic	County & Municipal Ordinances	Driving Under the Influence	Total
<b>Circuit 1</b>	<b>26,491</b>	<b>736</b>	<b>2,688</b>	<b>29,915</b>
Escambia	12,995	145	885	14,025
Okaloosa	5,151	71	929	6,151
Santa Rosa	5,088	430	604	6,122
Walton	3,257	90	270	3,617
<b>Circuit 2</b>	<b>25,406</b>	<b>383</b>	<b>1,027</b>	<b>26,816</b>
Franklin	792	37	36	865
Gadsden	2,463	6	215	2,684
Jefferson	609	0	54	663
Leon	20,030	340	508	20,878
Liberty	329	0	33	362
Wakulla	1,183	0	181	1,364
<b>Circuit 3</b>	<b>8,839</b>	<b>110</b>	<b>614</b>	<b>9,563</b>
Columbia	3,754	5	209	3,968
Dixie	527	21	101	649
Hamilton	619	0	59	678
Lafayette	115	0	8	123
Madison	957	0	49	1,006
Suwannee	1,711	76	85	1,872
Taylor	1,156	8	103	1,267
<b>Circuit 4</b>	<b>72,040</b>	<b>3,463</b>	<b>4,101</b>	<b>79,604</b>
Clay	5,943	10	497	6,450
Duval	63,259	3,400	3,408	70,067
Nassau	2,838	53	196	3,087

## County Criminal ❖ Filings

### COUNTY CRIMINAL FILINGS, Continued by Category and Circuit/County FY 2001-02

Circuit/County	Misdemeanors & Criminal Traffic	County & Municipal Ordinances	Driving Under the Influence	Total
<b>Circuit 5</b>	<b>25,775</b>	<b>818</b>	<b>2,649</b>	<b>29,242</b>
Citrus	2,933	10	261	3,204
Hernando	3,041	6	601	3,648
Lake	7,546	338	513	8,397
Marion	10,993	439	1,140	12,572
Sumter	1,262	25	134	1,421
<b>Circuit 6</b>	<b>53,216</b>	<b>8,008</b>	<b>6,119</b>	<b>67,343</b>
Pasco	11,499	276	1,534	13,309
Pinellas	41,717	7,732	4,585	54,034
<b>Circuit 7</b>	<b>46,773</b>	<b>3,791</b>	<b>3,081</b>	<b>53,645</b>
Flagler	2,050	5	182	2,237
Putnam	5,044	0	348	5,392
St. Johns	5,864	135	391	6,390
Volusia	33,815	3,651	2,160	39,626
<b>Circuit 8</b>	<b>21,400</b>	<b>1,196</b>	<b>1,370</b>	<b>23,966</b>
Alachua	15,609	1,146	966	17,721
Baker	1,146	7	49	1,202
Bradford	1,608	2	115	1,725
Gilchrist	442	0	72	514
Levy	2,324	41	158	2,523
Union	271	0	10	281
<b>Circuit 9</b>	<b>51,900</b>	<b>5,955</b>	<b>4,731</b>	<b>62,586</b>
Orange	42,860	5,059	4,311	52,230
Osceola	9,040	896	420	10,356

## County Criminal ❖ Filings

### COUNTY CRIMINAL FILINGS, Continued by Category and Circuit/County FY 2001-02

Circuit/County	Misdemeanors & Criminal Traffic	County & Municipal Ordinances	Driving Under the Influence	Total
<b>Circuit 10</b>	<b>34,462</b>	<b>3,826</b>	<b>2,062</b>	<b>40,350</b>
Hardee	1,636	72	141	1,849
Highlands	3,364	40	300	3,704
Polk	29,462	3,714	1,621	34,797
<b>Circuit 11</b>	<b>80,684</b>	<b>60,790</b>	<b>6,189</b>	<b>147,663</b>
Dade	80,684	60,790	6,189	147,663
<b>Circuit 12</b>	<b>20,590</b>	<b>954</b>	<b>2,540</b>	<b>24,084</b>
Desoto	1,369	2	125	1,496
Manatee	9,508	370	1,105	10,983
Sarasota	9,713	582	1,310	11,605
<b>Circuit 13</b>	<b>52,285</b>	<b>3,495</b>	<b>6,077</b>	<b>61,857</b>
Hillsborough	52,285	3,495	6,077	61,857
<b>Circuit 14</b>	<b>19,420</b>	<b>589</b>	<b>1,099</b>	<b>21,108</b>
Bay	13,070	589	747	14,406
Calhoun	747	0	84	831
Gulf	646	0	51	697
Holmes	1,623	0	73	1,696
Jackson	2,173	0	85	2,258
Washington	1,161	0	59	1,220
<b>Circuit 15</b>	<b>52,544</b>	<b>4,452</b>	<b>3,724</b>	<b>60,720</b>
Palm Beach	52,544	4,452	3,724	60,720
<b>Circuit 16</b>	<b>5,665</b>	<b>456</b>	<b>657</b>	<b>6,778</b>
Monroe	5,665	456	657	6,778

## County Criminal ❖ Filings

<b>COUNTY CRIMINAL FILINGS, Continued</b> <b>by Category and Circuit/County</b> <b>FY 2001-02</b>				
Circuit/County	Misdemeanors & Criminal Traffic	County & Municipal Ordinances	Driving Under the Influence	Total
<b>Circuit 17</b>	<b>74,096</b>	<b>11,648</b>	<b>5,480</b>	<b>91,224</b>
Broward	74,096	11,648	5,480	91,224
<b>Circuit 18</b>	<b>41,525</b>	<b>359</b>	<b>4,591</b>	<b>46,475</b>
Brevard	28,068	336	3,199	31,603
Seminole	13,457	23	1,392	14,872
<b>Circuit 19</b>	<b>19,236</b>	<b>2,181</b>	<b>3,046</b>	<b>24,463</b>
Indian River	4,386	363	563	5,312
Martin	5,616	111	1,244	6,971
Okeechobee	1,529	1	126	1,656
St. Lucie	7,705	1,706	1,113	10,524
<b>Circuit 20</b>	<b>36,068</b>	<b>5,563</b>	<b>5,002</b>	<b>46,633</b>
Charlotte	3,242	0	570	3,812
Collier	9,841	2,850	2,284	14,975
Glades	708	0	36	744
Hendry	2,319	37	193	2,549
Lee	19,958	2,676	1,919	24,553
<b>State Total</b>	<b>768,415</b>	<b>118,773</b>	<b>66,847</b>	<b>954,035</b>



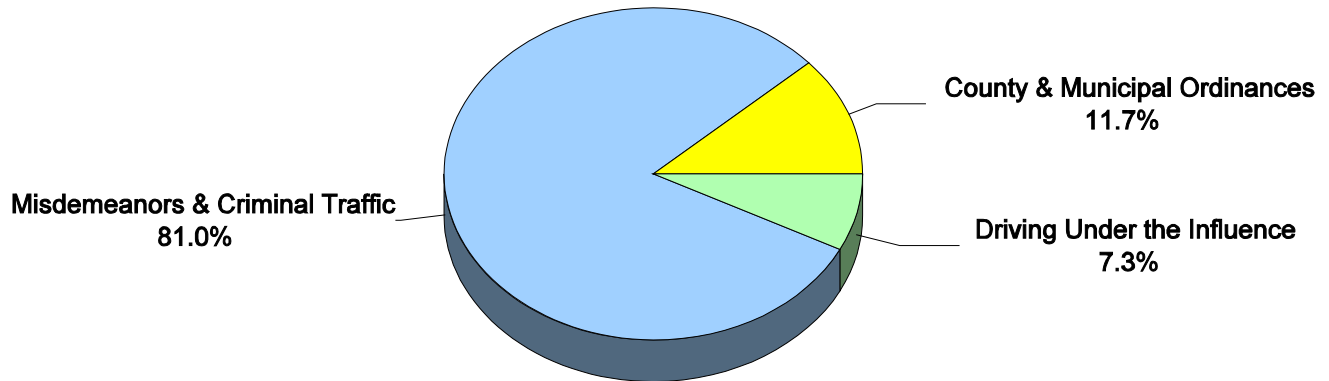
## *County Criminal ❖ Dispositions*

<b>STATEWIDE COUNTY CRIMINAL DISPOSITIONS</b>													
<b>by Category, Case Type, and Month</b>													
<b>FY 2001-02</b>													
	<b>Jul</b>	<b>Aug</b>	<b>Sep</b>	<b>Oct</b>	<b>Nov</b>	<b>Dec</b>	<b>Jan</b>	<b>Feb</b>	<b>Mar</b>	<b>Apr</b>	<b>May</b>	<b>Jun</b>	<b>Total</b>
<b>Misdemeanors &amp; Criminal Traffic</b>													<b>633,819</b>
Misdemeanors	24,274	26,653	22,909	26,295	22,972	21,012	24,296	24,647	24,743	27,714	26,989	25,385	297,889
Worthless Checks	3,225	3,256	3,394	3,285	3,126	2,595	3,112	3,680	3,813	3,412	3,245	3,236	39,379
Criminal Traffic	24,766	24,488	22,227	23,673	23,544	21,678	26,357	25,403	26,106	25,781	26,611	25,917	296,551
<b>County &amp; Municipal Ordinances</b>													<b>91,456</b>
County Ordinances	3,263	3,298	2,434	3,206	2,616	2,352	2,673	2,988	3,089	3,449	3,240	3,365	35,973
Municipal Ordinances	4,891	4,935	4,292	4,792	4,087	4,029	4,394	4,402	4,555	5,336	5,026	4,744	55,483
<b>Driving Under the Influence</b>													<b>56,864</b>
Driving Under the Influence	4,094	4,315	4,515	4,556	4,516	4,756	4,560	4,773	4,885	5,147	5,300	5,447	56,864
<b>Total</b>	<b>64,513</b>	<b>66,945</b>	<b>59,771</b>	<b>65,807</b>	<b>60,861</b>	<b>56,422</b>	<b>65,392</b>	<b>65,893</b>	<b>67,191</b>	<b>70,839</b>	<b>70,411</b>	<b>68,094</b>	<b>782,139</b>

# County Criminal ❖ Dispositions

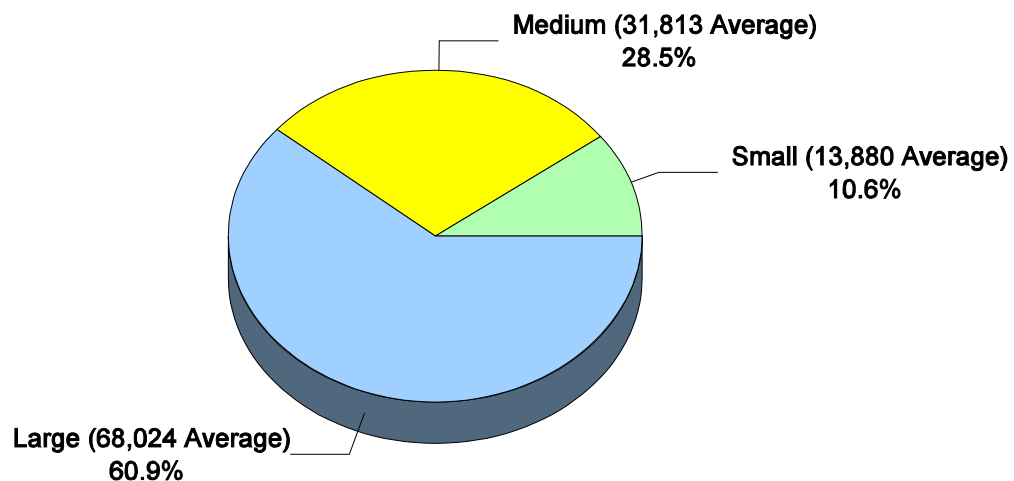
## County Criminal Dispositions by Category

FY 2001-02



## County Criminal Dispositions by Circuit Size\*

FY 2001-02



\*Small Circuits- 2nd, 3rd, 8th, 14th, 16th, 19th;  
Medium Circuits- 1st, 5th, 7th, 10th, 12th, 18th, 20th;  
Large Circuits- 4th, 6th, 9th, 11th, 13th, 15th, 17th (as defined in the Glossary).

## *County Criminal ❖ Dispositions*

<b>COUNTY CRIMINAL DISPOSITIONS</b>							
<b>by Case Type and Circuit</b>							
<b>FY 2001-02</b>							
<b>Circuit</b>	<b>Misdemeanors</b>	<b>Worthless Checks</b>	<b>Criminal Traffic</b>	<b>County Ordinances</b>	<b>Municipal Ordinances</b>	<b>Driving Under the Influence</b>	<b>Total</b>
1	12,208	3,879	7,386	516	135	2,627	26,751
2	7,509	665	5,900	3	71	846	14,994
3	3,804	1,024	2,832	36	82	543	8,321
4	23,668	10,063	21,322	20	2,442	3,384	60,899
5	11,068	1,311	8,410	310	339	2,266	23,704
6	23,080	3,104	18,935	3,030	4,551	5,332	58,032
7	22,745	3,324	14,317	420	2,628	2,627	46,061
8	8,345	3,451	4,923	60	1,188	1,000	18,967
9	24,151	175	22,017	2,850	1,926	3,963	55,082
10	13,457	1,843	12,402	2,586	450	1,766	32,504
11	16,083	43	53,560	19,311	23,979	5,814	118,790
12	8,481	371	8,868	31	840	2,204	20,795
13	27,408	2,204	17,200	1,318	1,235	5,026	54,391
14	7,623	3,365	4,357	23	496	993	16,857
15	21,613	1,783	21,154	1,366	2,067	2,921	50,904
16	2,517	143	2,044	19	264	538	5,525
17	24,271	137	38,880	1,042	9,954	3,786	78,070
18	16,542	1,537	8,972	70	218	4,219	31,558
19	7,583	624	6,882	380	411	2,735	18,615
20	15,733	333	16,190	2,582	2,207	4,274	41,319
<b>Total</b>	<b>297,889</b>	<b>39,379</b>	<b>296,551</b>	<b>35,973</b>	<b>55,483</b>	<b>56,864</b>	<b>782,139</b>

## County Criminal ❖ Dispositions

<b>COUNTY CRIMINAL DISPOSITIONS</b> <b>by Category and Circuit/County</b> <b>FY 2001-02</b>				
Circuit/County	Misdemeanors & Criminal Traffic	County & Municipal Ordinances	Driving Under the Influence	Total
<b>Circuit 1</b>	<b>23,473</b>	<b>651</b>	<b>2,627</b>	<b>26,751</b>
Escambia	12,403	123	883	13,409
Okaloosa	4,469	48	922	5,439
Santa Rosa	3,859	422	531	4,812
Walton	2,742	58	291	3,091
<b>Circuit 2</b>	<b>14,074</b>	<b>74</b>	<b>846</b>	<b>14,994</b>
Franklin	699	41	32	772
Gadsden	1,321	4	161	1,486
Jefferson	464	0	50	514
Leon	10,554	29	442	11,025
Liberty	231	0	27	258
Wakulla	805	0	134	939
<b>Circuit 3</b>	<b>7,660</b>	<b>118</b>	<b>543</b>	<b>8,321</b>
Columbia	3,307	5	201	3,513
Dixie	514	17	93	624
Hamilton	419	0	35	454
Lafayette	73	0	11	84
Madison	787	0	43	830
Suwannee	1,651	87	73	1,811
Taylor	909	9	87	1,005
<b>Circuit 4</b>	<b>55,053</b>	<b>2,462</b>	<b>3,384</b>	<b>60,899</b>
Clay	4,965	10	442	5,417
Duval	47,821	2,429	2,791	53,041
Nassau	2,267	23	151	2,441

## County Criminal ❖ Dispositions

### COUNTY CRIMINAL DISPOSITIONS, Continued by Category and Circuit/County FY 2001-02

Circuit/County	Misdemeanors & Criminal Traffic	County & Municipal Ordinances	Driving Under the Influence	Total
<b>Circuit 5</b>	<b>20,789</b>	<b>649</b>	<b>2,266</b>	<b>23,704</b>
Citrus	2,650	12	241	2,903
Hernando	2,575	4	523	3,102
Lake	6,440	264	467	7,171
Marion	8,127	344	909	9,380
Sumter	997	25	126	1,148
<b>Circuit 6</b>	<b>45,119</b>	<b>7,581</b>	<b>5,332</b>	<b>58,032</b>
Pasco	9,109	280	1,301	10,690
Pinellas	36,010	7,301	4,031	47,342
<b>Circuit 7</b>	<b>40,386</b>	<b>3,048</b>	<b>2,627</b>	<b>46,061</b>
Flagler	2,134	2	173	2,309
Putnam	4,740	3	250	4,993
St. Johns	5,395	134	370	5,899
Volusia	28,117	2,909	1,834	32,860
<b>Circuit 8</b>	<b>16,719</b>	<b>1,248</b>	<b>1,000</b>	<b>18,967</b>
Alachua	11,363	1,187	635	13,185
Baker	854	9	45	908
Bradford	1,326	2	88	1,416
Gilchrist	437	1	70	508
Levy	2,499	49	153	2,701
Union	240	0	9	249
<b>Circuit 9</b>	<b>46,343</b>	<b>4,776</b>	<b>3,963</b>	<b>55,082</b>
Orange	37,069	4,101	3,589	44,759
Osceola	9,274	675	374	10,323

## County Criminal ❖ Dispositions

<b>COUNTY CRIMINAL DISPOSITIONS, Continued</b>				
<b>by Category and Circuit/County</b>				
<b>FY 2001-02</b>				
<b>Circuit/County</b>	<b>Misdemeanors &amp; Criminal Traffic</b>	<b>County &amp; Municipal Ordinances</b>	<b>Driving Under the Influence</b>	<b>Total</b>
<b>Circuit 10</b>	<b>27,702</b>	<b>3,036</b>	<b>1,766</b>	<b>32,504</b>
Hardee	1,135	33	126	1,294
Highlands	2,361	17	272	2,650
Polk	24,206	2,986	1,368	28,560
<b>Circuit 11</b>	<b>69,686</b>	<b>43,290</b>	<b>5,814</b>	<b>118,790</b>
Dade	69,686	43,290	5,814	118,790
<b>Circuit 12</b>	<b>17,720</b>	<b>871</b>	<b>2,204</b>	<b>20,795</b>
Desoto	1,219	4	123	1,346
Manatee	7,192	296	1,042	8,530
Sarasota	9,309	571	1,039	10,919
<b>Circuit 13</b>	<b>46,812</b>	<b>2,553</b>	<b>5,026</b>	<b>54,391</b>
Hillsborough	46,812	2,553	5,026	54,391
<b>Circuit 14</b>	<b>15,345</b>	<b>519</b>	<b>993</b>	<b>16,857</b>
Bay	10,932	516	653	12,101
Calhoun	571	2	80	653
Gulf	525	1	51	577
Holmes	1,132	0	64	1,196
Jackson	1,353	0	83	1,436
Washington	832	0	62	894
<b>Circuit 15</b>	<b>44,550</b>	<b>3,433</b>	<b>2,921</b>	<b>50,904</b>
Palm Beach	44,550	3,433	2,921	50,904
<b>Circuit 16</b>	<b>4,704</b>	<b>283</b>	<b>538</b>	<b>5,525</b>
Monroe	4,704	283	538	5,525

## *County Criminal ❖ Dispositions*

<b>COUNTY CRIMINAL DISPOSITIONS, Continued</b>				
<b>by Category and Circuit/County</b>				
<b>FY 2001-02</b>				
Circuit/County	Misdemeanors & Criminal Traffic	County & Municipal Ordinances	Driving Under the Influence	Total
<b>Circuit 17</b>	63,288	10,996	3,786	78,070
Broward	63,288	10,996	3,786	78,070
<b>Circuit 18</b>	27,051	288	4,219	31,558
Brevard	12,341	228	2,974	15,543
Seminole	14,710	60	1,245	16,015
<b>Circuit 19</b>	15,089	791	2,735	18,615
Indian River	3,829	277	468	4,574
Martin	4,295	94	1,070	5,459
Okeechobee	1,280	1	131	1,412
St. Lucie	5,685	419	1,066	7,170
<b>Circuit 20</b>	32,256	4,789	4,274	41,319
Charlotte	2,836	1	483	3,320
Collier	9,784	2,347	1,916	14,047
Glades	520	0	29	549
Hendry	2,081	49	184	2,314
Lee	17,035	2,392	1,662	21,089
<b>State Total</b>	<b>633,819</b>	<b>91,456</b>	<b>56,864</b>	<b>782,139</b>

## County Criminal ❖ Dispositions

<b>COUNTY CRIMINAL DISPOSITIONS</b>					
<b>by Case Type and Disposition Type</b>					
<b>FY 2001-02</b>					
<b>Disposition Type</b>	<b>Misdemeanors</b>	<b>Worthless Checks</b>	<b>County Ordinances</b>	<b>Municipal Ordinances</b>	<b>Total</b>
<b>Before Trial</b>					<b>420,201</b>
No File	32,952	160	269	1,032	34,413
Speedy Trial	34	0	2	2	38
Dismissed	46,683	13,366	10,711	14,970	85,730
Transferred	921	11	18	6	956
Plea	186,990	21,375	19,071	32,989	260,425
Other	23,886	4,401	4,962	5,390	38,639
<b>After Trial Non-Jury</b>					<b>6,975</b>
Acquittal/Dismissal	1,619	36	432	427	2,514
Plea	258	13	24	29	324
Convictions	3,112	7	442	576	4,137
<b>After Trial By Jury</b>					<b>1,548</b>
Acquittal/Dismissal	822	4	16	26	868
Plea	181	5	2	0	188
Conviction	431	1	24	36	492
<b>Total</b>	<b>297,889</b>	<b>39,379</b>	<b>35,973</b>	<b>55,483</b>	<b>428,724</b>

<b>COUNTY CRIMINAL TRAFFIC DISPOSITIONS</b>			
<b>by Case Type and Disposition Type</b>			
<b>FY 2001-02</b>			
<b>Disposition Type</b>	<b>Criminal Traffic</b>	<b>Driving Under the Influence</b>	<b>Total</b>
<b>Disposed by Judge (No Trial)</b>	169,339	43,249	212,588
<b>Disposed by Jury Trial</b>	353	863	1,216
<b>Disposed by Non-Jury Trial</b>	63,421	7,682	71,103
<b>Disposed by Other</b>	63,438	5,070	68,508
<b>Total</b>	<b>296,551</b>	<b>56,864</b>	<b>353,415</b>



## *County Criminal ❖ Dispositions*

<b>COUNTY CRIMINAL JURY TRIAL DISPOSITIONS*</b>				
<b>by Circuit</b>				
<b>FY 2001-02</b>				
<b>Circuit</b>	<b>Acquittals/ Dismissals</b>	<b>Pleas</b>	<b>Convictions</b>	<b>Total</b>
<b>First (Pensacola)</b>	42	5	31	78
<b>Second (Tallahassee)</b>	30	2	15	47
<b>Third (Lake City)</b>	9	0	6	15
<b>Fourth (Jacksonville)</b>	3	1	6	10
<b>Fifth (Tavares)</b>	29	3	25	57
<b>Sixth (Clearwater)</b>	63	3	60	126
<b>Seventh (Daytona Beach)</b>	40	5	18	63
<b>Eighth (Gainesville)</b>	12	5	4	21
<b>Ninth (Orlando)</b>	70	8	43	121
<b>Tenth (Bartow)</b>	29	12	18	59
<b>Eleventh (Miami)</b>	67	0	88	155
<b>Twelfth (Sarasota)</b>	26	2	14	42
<b>Thirteenth (Tampa)</b>	137	10	66	213
<b>Fourteenth (Panama City)</b>	3	2	2	7
<b>Fifteenth (West Palm Beach)</b>	55	14	10	79
<b>Sixteenth (Key West)</b>	20	4	3	27
<b>Seventeenth (Ft. Lauderdale)</b>	82	89	17	188
<b>Eighteenth (Sanford)</b>	71	13	35	119
<b>Nineteenth (Ft. Pierce)</b>	15	3	11	29
<b>Twentieth (Ft. Myers)</b>	65	7	20	92
<b>Total</b>	<b>868</b>	<b>188</b>	<b>492</b>	<b>1,548</b>

\*Criminal Traffic and DUI dispositions are not included.

## County Criminal ❖ Dispositions

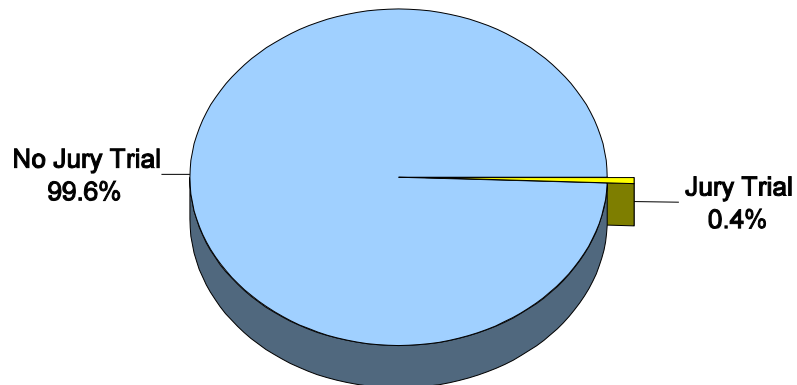
COUNTY CRIMINAL JURY TRIAL AND CONVICTION RATES*						
by Circuit						
FY 2001-02						
Circuit	By Jury - Acquittals/Dismissals, Pleas, & Convictions	Total Dispositions	Jury Trial Rates	Total Pleas & Convictions	Total Dispositions (excludes No Files, Transferred & Other)	Conviction Rates
First (Pensacola)	78	16,738	0.5%	12,780	14,493	88.2%
Second (Tallahassee)	47	8,248	0.6%	5,003	5,290	94.6%
Third (Lake City)	15	4,946	0.3%	2,431	3,785	64.2%
Fourth (Jacksonville)	10	36,193	0.0%	25,406	32,261	78.8%
Fifth (Tavares)	57	13,028	0.4%	9,099	10,349	87.9%
Sixth (Clearwater)	126	33,765	0.4%	27,234	28,689	94.9%
Seventh (Daytona Beach)	63	29,117	0.2%	17,269	20,879	82.7%
Eighth (Gainesville)	21	13,044	0.2%	5,760	9,404	61.3%
Ninth (Orlando)	121	29,102	0.4%	17,780	21,081	84.3%
Tenth (Bartow)	59	18,336	0.3%	11,533	13,000	88.7%
Eleventh (Miami)	155	59,416	0.3%	20,029	48,549	41.3%
Twelfth (Sarasota)	42	9,723	0.4%	6,311	7,620	82.8%
Thirteenth (Tampa)	213	32,165	0.7%	20,575	27,971	73.6%
Fourteenth (Panama City)	7	11,507	0.1%	7,844	9,805	80.0%
Fifteenth (West Palm Beach)	79	26,829	0.3%	13,905	25,731	54.0%
Sixteenth (Key West)	27	2,943	0.9%	2,458	2,841	86.5%
Seventeenth (Ft. Lauderdale)	188	35,404	0.5%	28,037	32,603	86.0%
Eighteenth (Sanford)	119	18,367	0.6%	10,377	14,104	73.6%
Nineteenth (Ft. Pierce)	29	8,998	0.3%	5,517	7,147	77.2%
Twentieth (Ft. Myers)	92	20,855	0.4%	16,218	19,114	84.8%
<b>Total</b>	<b>1,548</b>	<b>428,724</b>	<b>0.4%</b>	<b>265,566</b>	<b>354,716</b>	<b>74.9%</b>

\*Criminal Traffic and DUI dispositions are not included.

## County Criminal ❖ Dispositions

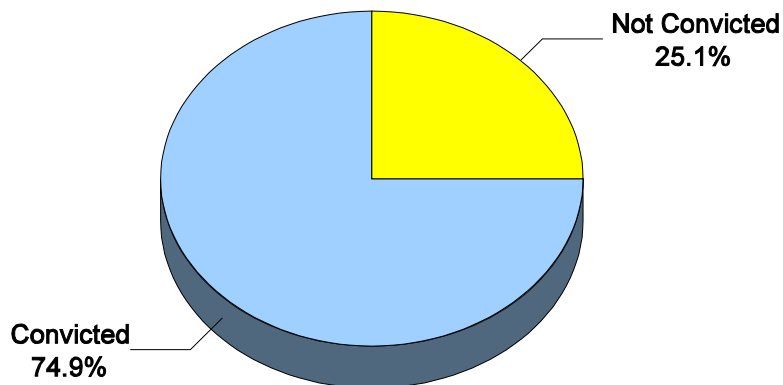
### County Criminal Jury Trial Rate

FY 2001-02



### Criminal Conviction Rate

FY 2001-02



## ***County Criminal ❖ Special Proceedings***

The County Criminal division also involves special proceedings such as reopenings, bond hearings, adversary preliminary hearings, probation revocation hearings, and post conviction relief motions. **These data are provided by the 67 clerks of court. However, special proceedings data are not audited for accuracy by the OSCA.**

***Reopening*** - A reopening occurs when a case that has previously been reported as disposed is resubmitted to the court through a motion or petition.

***Bond Hearing*** - A bond hearing is a hearing in which a defendant's pretrial release status is considered by a county court judge at a special hearing for the purpose of setting or modifying bond or other pretrial release.

***Adversary Preliminary Hearing*** - An adversary preliminary hearing is a proceeding before a judge in which evidence is presented so that the court can determine whether there is sufficient cause to hold the accused for trial.

***Probation Revocation Hearing*** - A probation revocation hearing is a proceeding before a judge to determine whether the probation of a defendant should be modified or revoked following an alleged violation.

***Post Conviction Relief Motion*** - A post conviction relief motion is a motion to vacate, set aside, or correct a sentence pursuant to rule 3.850, Florida Rules of Criminal Procedure.

## County Criminal ❖ Special Proceedings

### COUNTY CRIMINAL SPECIAL PROCEEDINGS by Circuit FY 2001-02

Circuit	Reopenings	Bond Hearings	Adversary Preliminary Hearings	Probation Revocation Hearings	Post Conviction Relief Motions	Total
1	1,358	57	0	2,817	1	4,233
2	361	8	0	1,102	619	2,090
3	14	1	0	421	0	436
4	371	0	0	4,184	39	4,594
5	78	57	0	1,956	2	2,093
6	256	1,527	3	4,093	6	5,885
7	671	1	0	2,390	1	3,063
8	672	128	0	3,740	6	4,546
9	390	145	0	2,417	0	2,952
10	1,783	2	3	1,167	0	2,955
11	0	14	0	907	372	1,293
12	371	59	1	1,576	75	2,082
13	2,499	0	0	4,357	0	6,856
14	631	0	0	777	1	1,409
15	0	0	0	3,341	0	3,341
16	2	1	0	172	1	176
17	437	45	0	795	109	1,386
18	363	160	0	1,729	0	2,252
19	11	31	17	1,897	0	1,956
20	664	23	0	2,259	7	2,953
<b>Total</b>	<b>10,932</b>	<b>2,259</b>	<b>24</b>	<b>42,097</b>	<b>1,239</b>	<b>56,551</b>

- This page intentionally left blank -