

County Civil ❖ Overview

The County Civil division includes civil cases which are divided into the following categories: small claims (up to \$5,000), civil (\$5,001 to \$15,000), other civil, evictions, and civil traffic infractions. Within these categories are the following case types:

Small Claims (up to \$5,000) - small claims (up to \$5,000)

Civil (\$5,001 to \$15,000) - civil (\$5,001 to \$15,000)

Other Civil - replevins and other civil⁵

Evictions - evictions

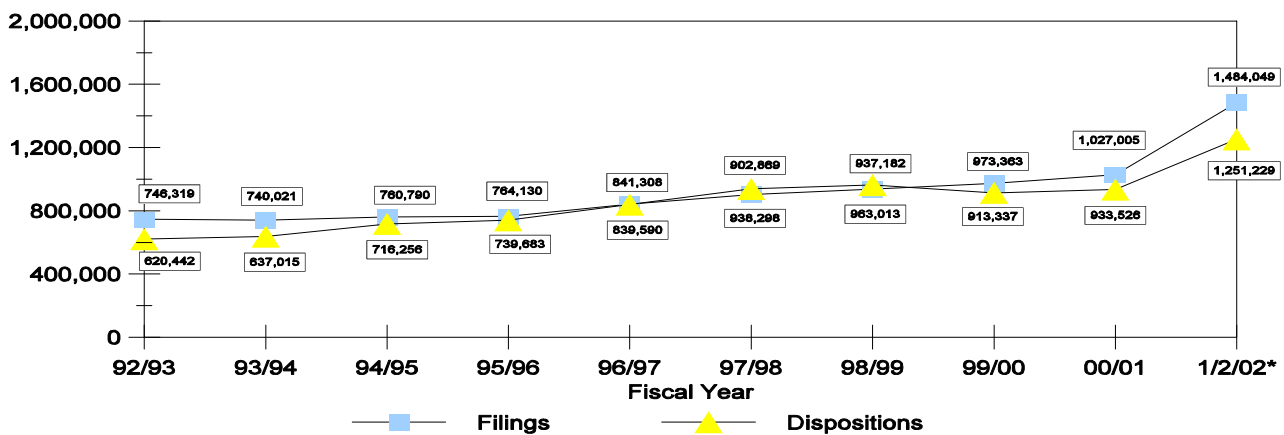
Civil Traffic Infractions - civil traffic infractions (involving a judge or hearing officer)

The Summary Reporting System does not directly capture civil traffic cases. These data are reported independently by clerks of court to the Department of Highway Safety and Motor Vehicles (DHSMV). The DHSMV then provides these data annually to the Office of the State Courts Administrator. Most traffic infraction cases are disposed by the payment of a fine and do not require judicial involvement. Thus, traffic infraction statistics have been adjusted to exclude non-judicial cases from this reporting.

In the County Civil division, *filings* are defined as each complaint or petition filed. *Dispositions* are defined as each complaint or petition disposed. *Jury trials* are defined as trials in which a group of citizens are empaneled, selected and sworn to determine the issues of fact in a case.

County Civil Filings & Dispositions

FY 1992-93 to FY 2001-02*



*The increase in county court filings and dispositions for fiscal year 2001-02 is due, in part, to a change in methodology used to identify civil traffic infraction activity. The change more accurately distinguishes judicially involved infractions from infractions simply handled by fines.

⁵Other civil cases include: non-monetary equity matters, control of animals, interred bodies, injunctive relief, declaratory judgments, etc.

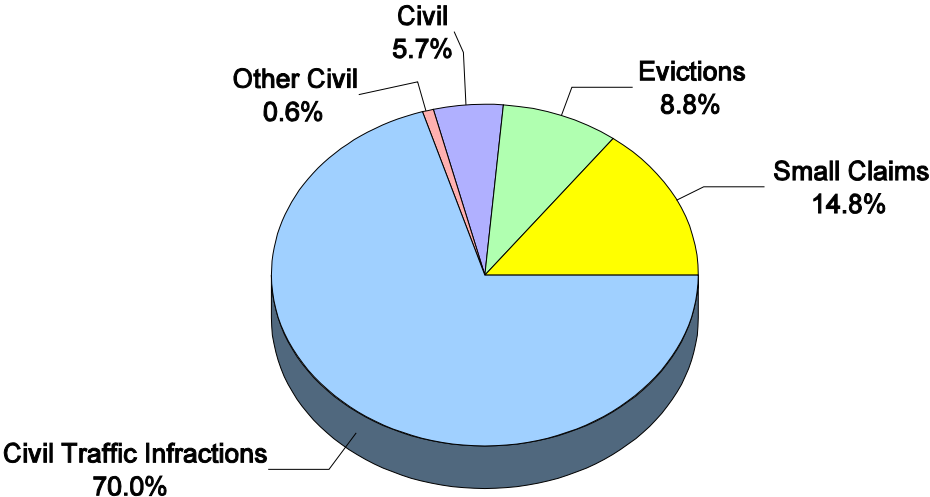
County Civil ❖ Filings

STATEWIDE COUNTY CIVIL FILINGS													
by Category, Case Type, and Month													
FY 2001-02													
	Jul	Aug	Sep	Oct	Nov	Dec	Jan	Feb	Mar	Apr	May	Jun	Total
Small Claims (up to \$5,000)													220,019
Small Claims (up to \$5,000)	18,282	20,191	17,170	18,475	17,281	15,619	19,489	18,762	19,504	19,475	18,409	17,362	220,019
Civil (\$5,001 to \$15,000)													84,228
Civil (\$5,001 to \$15,000)	6,854	7,707	6,500	7,363	6,799	6,798	7,576	6,920	7,007	7,025	7,316	6,363	84,228
Other Civil													9,486
Replevins	440	542	426	482	423	374	431	423	462	515	481	415	5,414
Other Civil	409	475	384	415	308	219	316	256	248	335	358	349	4,072
Evictions													130,970
Evictions	11,937	12,296	10,704	12,249	10,539	9,706	12,458	9,032	9,236	10,378	11,421	11,014	130,970
Civil Traffic*													1,039,346
Civil Traffic Infractions	92,466	95,671	87,184	93,402	97,439	79,497	90,806	87,396	83,985	80,568	77,162	73,770	1,039,346
Total	130,388	136,882	122,368	132,386	132,789	112,213	131,076	122,789	120,442	118,296	115,147	109,273	1,484,049

*These data do not include all Civil Traffic Infractions reported to the Department of Highway Safety and Motor Vehicles. They only represent those Civil Traffic Infraction filings involving a judge or hearing officer.

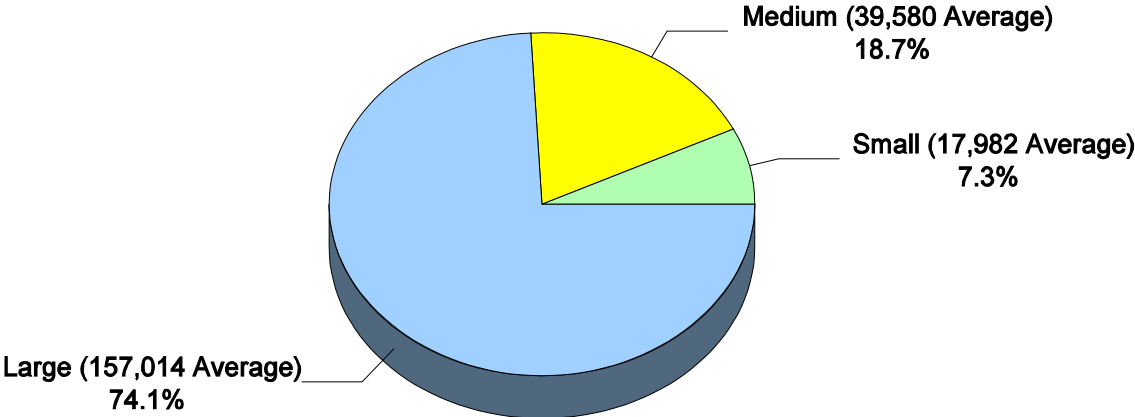
County Civil Filings by Category

FY 2001-02



County Civil Filings by Circuit Size*

FY 2001-02



*Small Circuits- 2nd, 3rd, 8th, 14th, 16th, 19th;
 Medium Circuits- 1st, 5th, 7th, 10th, 12th, 18th, 20th;
 Large Circuits- 4th, 6th, 9th, 11th, 13th, 15th, 17th (as defined in the Glossary).

County Civil ❖ Filings

COUNTY CIVIL FILINGS by Case Type and Circuit FY 2001-02							
Circuit	Small Claims	Civil	Replevins	Other Civil	Evictions	Civil Traffic Infractions*	Total
1	6,893	1,838	191	98	3,407	16,041	28,468
2	5,769	1,602	160	68	3,221	16,870	27,690
3	2,360	537	237	4	536	5,998	9,672
4	12,152	5,377	298	115	12,491	53,183	83,616
5	6,914	2,910	365	58	3,018	19,631	32,896
6	12,079	4,729	256	24	7,244	40,074	64,406
7	6,679	3,040	372	166	4,019	29,492	43,768
8	4,368	1,058	239	4	1,965	13,985	21,619
9	15,930	9,116	322	117	12,012	50,084	87,581
10	7,274	2,043	490	18	3,628	21,914	35,367
11	49,210	15,008	349	866	24,572	301,648	391,653
12	6,797	2,011	87	311	3,278	17,340	29,824
13	13,544	5,625	349	51	9,872	33,385	62,826
14	3,780	1,065	259	0	1,724	7,829	14,657
15	14,915	5,378	370	17	9,392	84,252	114,324
16	1,105	277	2	89	503	4,486	6,462
17	26,417	13,441	337	1,910	17,483	235,101	294,689
18	7,633	3,743	213	30	5,210	40,645	57,474
19	5,626	1,856	214	64	2,795	17,237	27,792
20	10,574	3,574	304	62	4,600	30,151	49,265
Total	220,019	84,228	5,414	4,072	130,970	1,039,346	1,484,049

*These data do not include all Civil Traffic Infractions reported to the Department of Highway Safety and Motor Vehicles. They only represent those Civil Traffic Infraction filings involving a judge or hearing officer.

County Civil ❖ Filings

COUNTY CIVIL FILINGS by Category and Circuit/County FY 2001-02						
Circuit/County	Small Claims	Civil	Other Civil	Evictions	Civil Traffic Infractions*	Total
Circuit 1	6,893	1,838	289	3,407	16,041	28,468
Escambia	3,499	947	125	1,928	6,286	12,785
Okaloosa	2,072	429	70	946	5,746	9,263
Santa Rosa	851	334	79	368	2,994	4,626
Walton	471	128	15	165	1,015	1,794
Circuit 2	5,769	1,602	228	3,221	16,870	27,690
Franklin	79	40	71	20	538	748
Gadsden	489	100	9	229	1,617	2,444
Jefferson	88	28	5	38	1,036	1,195
Leon	4,863	1,351	127	2,878	12,436	21,655
Liberty	59	13	1	1	577	651
Wakulla	191	70	15	55	666	997
Circuit 3	2,360	537	241	536	5,998	9,672
Columbia	1,022	214	107	275	1,854	3,472
Dixie	84	25	5	16	444	574
Hamilton	176	38	13	28	617	872
Lafayette	91	9	7	1	178	286
Madison	192	29	35	52	1,766	2,074
Suwannee	572	149	30	93	632	1,476
Taylor	223	73	44	71	507	918
Circuit 4	12,152	5,377	413	12,491	53,183	83,616
Clay	1,191	418	45	688	3,290	5,632
Duval	10,518	4,829	341	11,617	48,726	76,031
Nassau	443	130	27	186	1,167	1,953

County Civil ❖ Filings

COUNTY CIVIL FILINGS, Continued by Category and Circuit/County FY 2001-02						
Circuit/County	Small Claims	Civil	Other Civil	Evictions	Civil Traffic Infractions*	Total
Circuit 5	6,914	2,910	423	3,018	19,631	32,896
Citrus	970	316	67	233	2,257	3,843
Hernando	1,304	834	64	298	2,655	5,155
Lake	1,523	659	93	1,005	5,664	8,944
Marion	2,943	1,027	159	1,376	6,336	11,841
Sumter	174	74	40	106	2,719	3,113
Circuit 6	12,079	4,729	280	7,244	40,074	64,406
Pasco	2,735	1,019	67	1,413	10,743	15,977
Pinellas	9,344	3,710	213	5,831	29,331	48,429
Circuit 7	6,679	3,040	538	4,019	29,492	43,768
Flagler	341	175	21	123	1,981	2,641
Putnam	753	246	70	473	2,031	3,573
St. Johns	791	742	86	632	3,925	6,176
Volusia	4,794	1,877	361	2,791	21,555	31,378
Circuit 8	4,368	1,058	243	1,965	13,985	21,619
Alachua	3,361	751	136	1,683	9,943	15,874
Baker	195	53	15	49	869	1,181
Bradford	239	68	30	66	1,749	2,152
Gilchrist	99	41	7	16	217	380
Levy	377	114	45	108	1,059	1,703
Union	97	31	10	43	148	329
Circuit 9	15,930	9,116	439	12,012	50,084	87,581
Orange	13,554	8,030	334	10,773	40,529	73,220
Osceola	2,376	1,086	105	1,239	9,555	14,361

County Civil ❖ Filings

COUNTY CIVIL FILINGS, Continued by Category and Circuit/County FY 2001-02						
Circuit/County	Small Claims	Civil	Other Civil	Evictions	Civil Traffic Infractions*	Total
Circuit 10	7,274	2,043	508	3,628	21,914	35,367
Hardee	140	53	27	47	1,124	1,391
Highlands	713	211	0	206	2,086	3,216
Polk	6,421	1,779	481	3,375	18,704	30,760
Circuit 11	49,210	15,008	1,215	24,572	301,648	391,653
Dade	49,210	15,008	1,215	24,572	301,648	391,653
Circuit 12	6,797	2,011	398	3,278	17,340	29,824
Desoto	267	98	37	151	687	1,240
Manatee	2,489	855	70	1,693	6,965	12,072
Sarasota	4,041	1,058	291	1,434	9,688	16,512
Circuit 13	13,544	5,625	400	9,872	33,385	62,826
Hillsborough	13,544	5,625	400	9,872	33,385	62,826
Circuit 14	3,780	1,065	259	1,724	7,829	14,657
Bay	2,559	784	110	1,527	5,188	10,168
Calhoun	135	55	13	27	551	781
Gulf	175	28	10	26	325	564
Holmes	128	36	13	24	319	520
Jackson	574	114	96	73	720	1,577
Washington	209	48	17	47	726	1,047
Circuit 15	14,915	5,378	387	9,392	84,252	114,324
Palm Beach	14,915	5,378	387	9,392	84,252	114,324
Circuit 16	1,105	277	91	503	4,486	6,462
Monroe	1,105	277	91	503	4,486	6,462

County Civil ❖ Filings

COUNTY CIVIL FILINGS, Continued						
by Category and Circuit/County						
FY 2001-02						
Circuit/County	Small Claims	Civil	Other Civil	Evictions	Civil Traffic Infractions*	Total
Circuit 17	26,417	13,441	2,247	17,483	235,101	294,689
Broward	26,417	13,441	2,247	17,483	235,101	294,689
Circuit 18	7,633	3,743	243	5,210	40,645	57,474
Brevard	3,643	1,697	153	2,479	22,701	30,673
Seminole	3,990	2,046	90	2,731	17,944	26,801
Circuit 19	5,626	1,856	278	2,795	17,237	27,792
Indian River	1,371	332	78	415	2,269	4,465
Martin	1,008	395	52	530	3,715	5,700
Okeechobee	470	95	8	111	901	1,585
St. Lucie	2,777	1,034	140	1,739	10,352	16,042
Circuit 20	10,574	3,574	366	4,600	30,151	49,265
Charlotte	1,099	447	35	489	2,849	4,919
Collier	2,772	979	124	1,194	6,666	11,735
Glades	35	13	3	30	740	821
Hendry	351	51	13	169	1,119	1,703
Lee	6,317	2,084	191	2,718	18,777	30,087
State Total	220,019	84,228	9,486	130,970	1,039,346	1,484,049

*These data do not include all Civil Traffic Infractions reported to the Department of Highway Safety and Motor Vehicles. They only represent those Civil Traffic Infraction filings involving a judge or hearing officer.

County Civil ❖ Dispositions

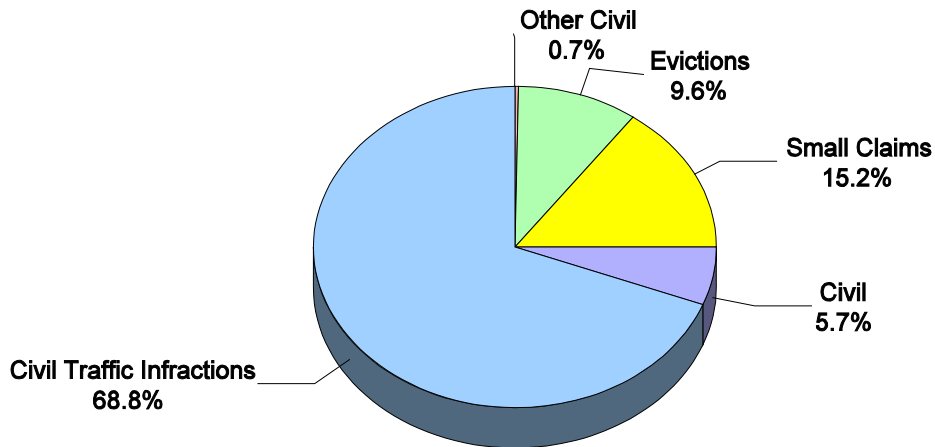
STATEWIDE COUNTY CIVIL DISPOSITIONS													
by Category, Case Type, and Month													
FY 2001-02													
	Jul	Aug	Sep	Oct	Nov	Dec	Jan	Feb	Mar	Apr	May	Jun	Total
Small Claims (up to \$5,000)													189,717
Small Claims (up to \$5,000)	13,970	16,875	12,266	17,484	14,105	13,667	15,393	15,842	16,122	17,462	18,381	18,150	189,717
Civil (\$5,001 to \$15,000)													71,368
Civil (\$5,001 to \$15,000)	5,207	5,966	4,820	6,642	5,203	5,054	5,920	5,935	6,113	6,729	6,847	6,932	71,368
Other Civil													9,282
Replevins	372	475	351	551	461	361	394	397	440	449	513	524	5,288
Other Civil	269	482	420	408	500	239	238	272	242	260	363	301	3,994
Evictions													120,077
Evictions	9,714	10,677	7,528	12,482	9,165	9,052	10,960	10,117	9,010	9,312	10,488	11,572	120,077
Civil Traffic*													860,785
Civil Traffic Infractions	79,796	81,435	72,232	81,329	81,511	70,182	75,670	71,683	67,691	63,715	59,745	55,796	860,785
Total	109,328	115,910	97,617	118,896	110,945	98,555	108,575	104,246	99,618	97,927	96,337	93,275	1,251,229

*These data do not include all Civil Traffic Infractions reported to the Department of Highway Safety and Motor Vehicles. They only represent those Civil Traffic Infraction dispositions involving a judge or hearing officer.

County Civil ❖ Dispositions

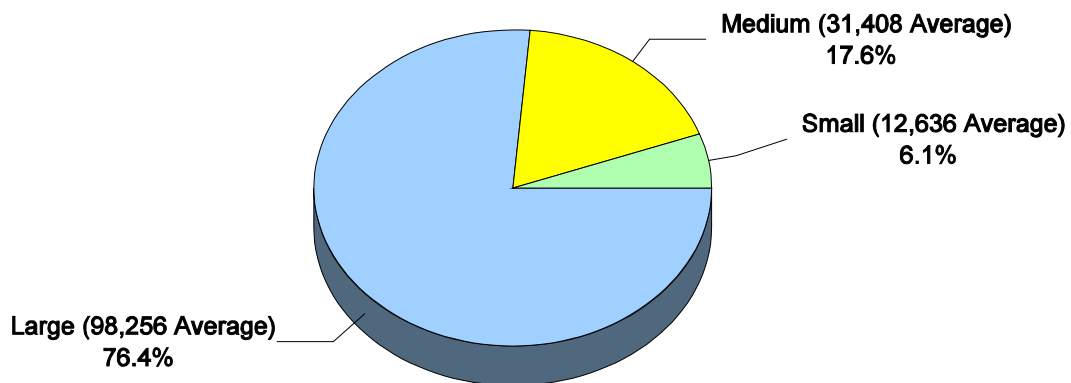
County Civil Dispositions by Category

FY 2001-02



County Civil Dispositions by Circuit Size*

FY 2001-02



*Small Circuits- 2nd, 3rd, 8th, 14th, 16th, 19th;
Medium Circuits- 1st, 5th, 7th, 10th, 12th, 18th, 20th;
Large Circuits- 4th, 6th, 9th, 11th, 13th, 15th, 17th (as defined in the Glossary).

County Civil ❖ Dispositions

COUNTY CIVIL DISPOSITIONS by Case Type and Circuit FY 2001-02							
Circuit	Small Claims	Civil	Replevins	Other Civil	Evictions	Civil Traffic Infractions*	Total
1	6,395	1,585	179	102	3,077	8,549	19,887
2	4,277	1,118	111	10	2,645	12,031	20,192
3	2,107	422	262	8	358	3,592	6,749
4	11,624	4,377	334	135	12,112	50,670	79,252
5	5,620	2,145	294	65	2,021	12,080	22,225
6	11,700	4,253	290	15	6,551	36,184	58,993
7	6,609	3,041	420	199	4,535	28,941	43,745
8	4,600	1,005	243	3	1,433	7,191	14,475
9	11,640	6,495	279	87	10,026	36,944	65,471
10	7,677	1,870	496	21	3,380	15,547	28,991
11	36,809	13,043	405	745	21,325	279,293	351,620
12	5,361	1,545	77	327	2,647	10,395	20,352
13	12,396	5,135	406	37	10,058	27,540	55,572
14	3,367	929	225	0	1,656	4,697	10,874
15	13,929	5,000	338	13	9,339	69,330	97,949
16	1,002	334	8	71	669	4,288	6,372
17	22,935	10,964	305	2,025	16,361	194,087	246,677
18	6,424	3,032	168	37	4,494	27,693	41,848
19	5,146	1,759	153	38	2,520	7,537	17,153
20	10,099	3,316	295	56	4,870	24,196	42,832
Total	189,717	71,368	5,288	3,994	120,077	860,785	1,251,229

*These data do not include all Civil Traffic Infractions reported to the Department of Highway Safety and Motor Vehicles. They only represent those Civil Traffic Infraction dispositions involving a judge or hearing officer.

County Civil ❖ Dispositions

COUNTY CIVIL DISPOSITIONS by Category and Circuit/County FY 2001-02						
Circuit/County	Small Claims	Civil	Other Civil	Evictions	Civil Traffic Infractions*	Total
Circuit 1	6,395	1,585	281	3,077	8,549	19,887
Escambia	3,474	836	122	1,870	2,427	8,729
Okaloosa	1,884	359	79	799	4,363	7,484
Santa Rosa	563	264	29	220	938	2,014
Walton	474	126	51	188	821	1,660
Circuit 2	4,277	1,118	121	2,645	12,031	20,192
Franklin	32	11	9	2	794	848
Gadsden	435	87	6	128	2,148	2,804
Jefferson	42	16	2	18	329	407
Leon	3,597	951	102	2,466	7,443	14,559
Liberty	25	6	0	2	672	705
Wakulla	146	47	2	29	645	869
Circuit 3	2,107	422	270	358	3,592	6,749
Columbia	903	168	93	141	1,131	2,436
Dixie	58	9	5	13	428	513
Hamilton	127	29	11	18	506	691
Lafayette	71	2	3	2	92	170
Madison	283	36	68	31	436	854
Suwannee	467	106	31	88	292	984
Taylor	198	72	59	65	707	1,101
Circuit 4	11,624	4,377	469	12,112	50,670	79,252
Clay	923	336	40	569	3,563	5,431
Duval	10,162	3,947	404	11,441	45,941	71,895
Nassau	539	94	25	102	1,166	1,926

County Civil ❖ Dispositions

COUNTY CIVIL DISPOSITIONS, Continued by Category and Circuit/County FY 2001-02						
Circuit/County	Small Claims	Civil	Other Civil	Evictions	Civil Traffic Infractions*	Total
Circuit 5	5,620	2,145	359	2,021	12,080	22,225
Citrus	932	267	84	257	1,314	2,854
Hernando	912	612	57	261	3,044	4,886
Lake	1,210	525	80	622	3,459	5,896
Marion	2,374	669	98	810	3,137	7,088
Sumter	192	72	40	71	1,126	1,501
Circuit 6	11,700	4,253	305	6,551	36,184	58,993
Pasco	1,978	656	41	733	6,146	9,554
Pinellas	9,722	3,597	264	5,818	30,038	49,439
Circuit 7	6,609	3,041	619	4,535	28,941	43,745
Flagler	331	134	10	104	810	1,389
Putnam	820	201	107	572	1,230	2,930
St. Johns	871	846	118	1,031	8,339	11,205
Volusia	4,587	1,860	384	2,828	18,562	28,221
Circuit 8	4,600	1,005	246	1,433	7,191	14,475
Alachua	3,588	774	153	1,213	3,781	9,509
Baker	222	53	14	46	684	1,019
Bradford	270	38	25	30	1,726	2,089
Gilchrist	78	15	4	14	233	344
Levy	375	104	43	102	671	1,295
Union	67	21	7	28	96	219
Circuit 9	11,640	6,495	366	10,026	36,944	65,471
Orange	9,589	5,628	290	8,794	31,057	55,358
Osceola	2,051	867	76	1,232	5,887	10,113

County Civil ❖ Dispositions

COUNTY CIVIL DISPOSITIONS, Continued						
by Category and Circuit/County						
FY 2001-02						
Circuit/County	Small Claims	Civil	Other Civil	Evictions	Civil Traffic Infractions*	Total
Circuit 10	7,677	1,870	517	3,380	15,547	28,991
Hardee	127	57	15	30	696	925
Highlands	701	227	0	188	967	2,083
Polk	6,849	1,586	502	3,162	13,884	25,983
Circuit 11	36,809	13,043	1,150	21,325	279,293	351,620
Dade	36,809	13,043	1,150	21,325	279,293	351,620
Circuit 12	5,361	1,545	404	2,647	10,395	20,352
Desoto	244	79	23	89	573	1,008
Manatee	2,057	829	61	1,593	3,673	8,213
Sarasota	3,060	637	320	965	6,149	11,131
Circuit 13	12,396	5,135	443	10,058	27,540	55,572
Hillsborough	12,396	5,135	443	10,058	27,540	55,572
Circuit 14	3,367	929	225	1,656	4,697	10,874
Bay	2,456	734	111	1,512	2,822	7,635
Calhoun	85	18	6	17	673	799
Gulf	114	11	5	8	84	222
Holmes	139	32	17	23	199	410
Jackson	524	121	83	70	810	1,608
Washington	49	13	3	26	109	200
Circuit 15	13,929	5,000	351	9,339	69,330	97,949
Palm Beach	13,929	5,000	351	9,339	69,330	97,949
Circuit 16	1,002	334	79	669	4,288	6,372
Monroe	1,002	334	79	669	4,288	6,372

County Civil ❖ Dispositions

COUNTY CIVIL DISPOSITIONS, Continued by Category and Circuit/County FY 2001-02						
Circuit/County	Small Claims	Civil	Other Civil	Evictions	Civil Traffic Infractions*	Total
Circuit 17	22,935	10,964	2,330	16,361	194,087	246,677
Broward	22,935	10,964	2,330	16,361	194,087	246,677
Circuit 18	6,424	3,032	205	4,494	27,693	41,848
Brevard	2,789	1,286	110	1,908	7,224	13,317
Seminole	3,635	1,746	95	2,586	20,469	28,531
Circuit 19	5,146	1,759	191	2,520	7,537	17,153
Indian River	1,254	302	59	312	2,018	3,945
Martin	909	397	39	394	4,566	6,305
Okeechobee	465	74	5	70	750	1,364
St. Lucie	2,518	986	88	1,744	203	5,539
Circuit 20	10,099	3,316	351	4,870	24,196	42,832
Charlotte	1,454	610	55	973	3,475	6,567
Collier	2,418	902	104	1,085	3,085	7,594
Glades	25	14	1	9	241	290
Hendry	471	27	18	241	1,087	1,844
Lee	5,731	1,763	173	2,562	16,308	26,537
State Total	189,717	71,368	9,282	120,077	860,785	1,251,229

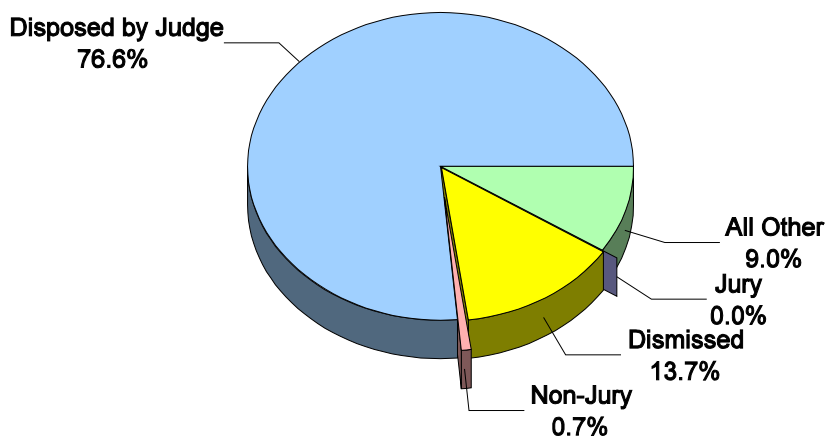
*These data do not include all Civil Traffic Infractions reported to the Department of Highway Safety and Motor Vehicles. They only represent those Civil Traffic Infraction dispositions involving a judge or hearing officer.

County Civil ❖ Dispositions

COUNTY CIVIL DISPOSITIONS by Case Type and Disposition Type FY 2001-02							
Disposition Type	Small Claims	Civil	Replevins	Other Civil	Evictions	Civil Traffic Infractions*	Total
Dismissed Before Hearing	36,034	25,254	1,204	471	30,685	NA	93,648
Dismissed After Hearing	58,229	8,164	1,338	1,012	8,555	NA	77,298
Disposed by Default	26,128	15,769	536	202	49,990	NA	92,625
Disposed by Judge (No Trial)	51,543	16,355	1,875	1,470	26,136	860,785	958,164
Disposed by Non-Jury	6,274	1,235	107	76	1,339	NA	9,031
Disposed by Jury	39	65	1	0	10	NA	115
Other	11,470	4,526	227	763	3,362	NA	20,348
Total	189,717	71,368	5,288	3,994	120,077	860,785	1,251,229

*These data do not include all Civil Traffic Infractions reported to the Department of Highway Safety and Motor Vehicles. They only represent those Civil Traffic Infraction dispositions involving a judge or hearing officer.

County Civil Dispositions by Disposition Type for FY 2001-02



County Civil ❖ Dispositions

COUNTY CIVIL JURY TRIAL RATES			
by Circuit			
FY 2001-02			
Circuit	Disposed by Jury	Total Dispositions*	Jury Trial Rates
First (Pensacola)	4	11,338	0.0%
Second (Tallahassee)	0	8,161	0.0%
Third (Lake City)	1	3,157	0.0%
Fourth (Jacksonville)	0	28,582	0.0%
Fifth (Tavares)	2	10,145	0.0%
Sixth (Clearwater)	6	22,809	0.0%
Seventh (Daytona Beach)	6	14,804	0.0%
Eighth (Gainesville)	0	7,284	0.0%
Ninth (Orlando)	4	28,527	0.0%
Tenth (Bartow)	0	13,444	0.0%
Eleventh (Miami)	60	72,327	0.1%
Twelfth (Sarasota)	2	9,957	0.0%
Thirteenth (Tampa)	1	28,032	0.0%
Fourteenth (Panama City)	2	6,177	0.0%
Fifteenth (West Palm Beach)	3	28,619	0.0%
Sixteenth (Key West)	0	2,084	0.0%
Seventeenth (Ft. Lauderdale)	10	52,590	0.0%
Eighteenth (Sanford)	11	14,155	0.1%
Nineteenth (Ft. Pierce)	1	9,616	0.0%
Twentieth (Ft. Myers)	2	18,636	0.0%
Total	115	390,444	0.0%

*These data do not include all Civil Traffic Infractions reported to the Department of Highway Safety and Motor Vehicles. They only represent those Civil Traffic Infraction dispositions involving a judge or hearing officer.

County Civil ❖ Special Proceedings

The County Civil division also involves special proceedings in the form of reopenings. **These data are provided by the 67 clerks of court. However, special proceedings data are not audited for accuracy by the OSCA.**

Reopening - A reopening occurs when a case that has previously been reported as disposed is resubmitted to the court through a motion or petition.

COUNTY CIVIL SPECIAL PROCEEDINGS	
by Circuit	
FY 2001-02	
Circuit	Reopenings
First (Pensacola)	2,070
Second (Tallahassee)	2,237
Third (Lake City)	236
Fourth (Jacksonville)	3,896
Fifth (Tavares)	2,329
Sixth (Clearwater)	4,417
Seventh (Daytona Beach)	2,705
Eighth (Gainesville)	2,296
Ninth (Orlando)	4,154
Tenth (Bartow)	2,218
Eleventh (Miami)	18,619
Twelfth (Sarasota)	1,461
Thirteenth (Tampa)	8,287
Fourteenth (Panama City)	1,050
Fifteenth (West Palm Beach)	7,103
Sixteenth (Key West)	152
Seventeenth (Ft. Lauderdale)	25,856
Eighteenth (Sanford)	3,057
Nineteenth (Ft. Pierce)	940
Twentieth (Ft. Myers)	3,629
Total	96,712