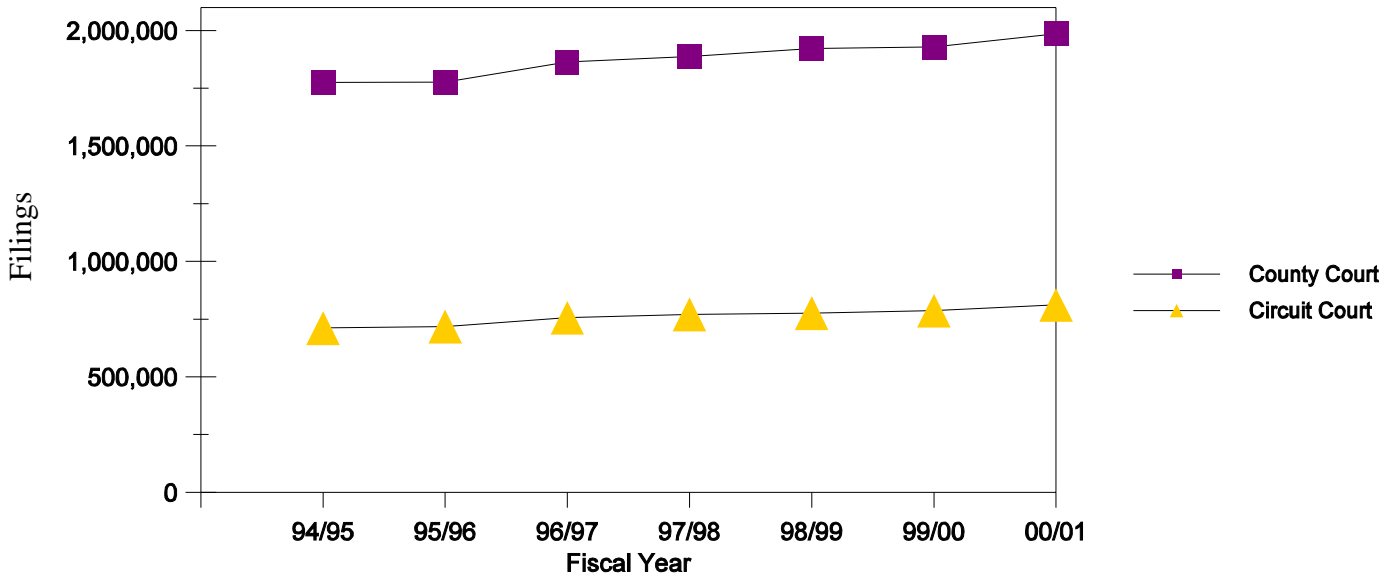


## *Overall Statistics*

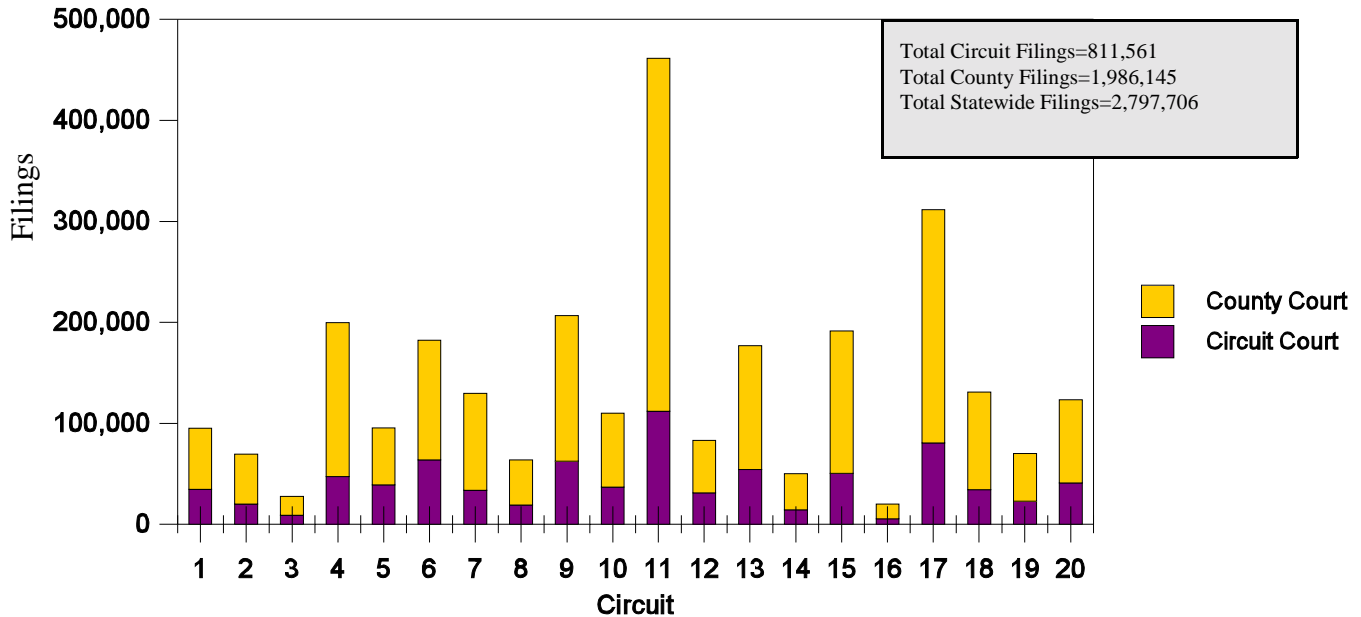
The number of judges within each circuit and county depends upon the population and caseload of the particular area and is authorized by sections 26.031 and 34.022, Florida Statutes. The following table only reflects circuit and county judges authorized in Fiscal Year 2000-01.

<b>CIRCUIT AND COUNTY JUDGES</b>			
<b>by Circuit</b>			
<b>FY 2000-01</b>			
<b>Circuit</b>	<b>Circuit Judges</b>	<b>County Judges</b>	<b>Total</b>
First (Pensacola)	20	10	30
Second (Tallahassee)	13	10	23
Third (Lake City)	6	7	13
Fourth (Jacksonville)	30	17	47
Fifth (Tavares)	22	8	30
Sixth (Clearwater)	39	16	55
Seventh (Daytona Beach)	22	14	36
Eighth (Gainesville)	11	10	21
Ninth (Orlando)	35	17	52
Tenth (Bartow)	19	10	29
Eleventh (Miami)	71	41	112
Twelfth (Sarasota)	18	8	26
Thirteenth (Tampa)	35	14	49
Fourteenth (Panama City)	9	8	17
Fifteenth (West Palm Beach)	32	17	49
Sixteenth (Key West)	4	4	8
Seventeenth (Ft. Lauderdale)	49	25	74
Eighteenth (Sanford)	22	12	34
Nineteenth (Ft. Pierce)	15	8	23
Twentieth (Ft. Myers)	21	13	34
<b>Total</b>	<b>493</b>	<b>269</b>	<b>762</b>

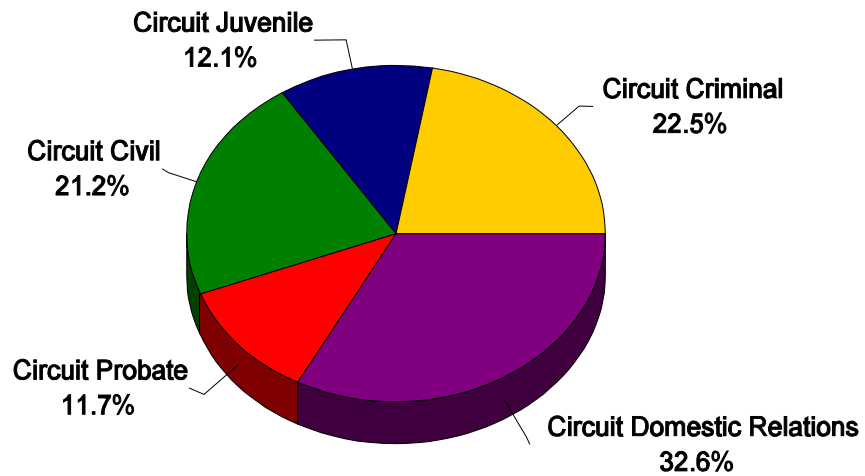
**Circuit and County Court Filings**  
FY 1994-95 to FY 2000-01



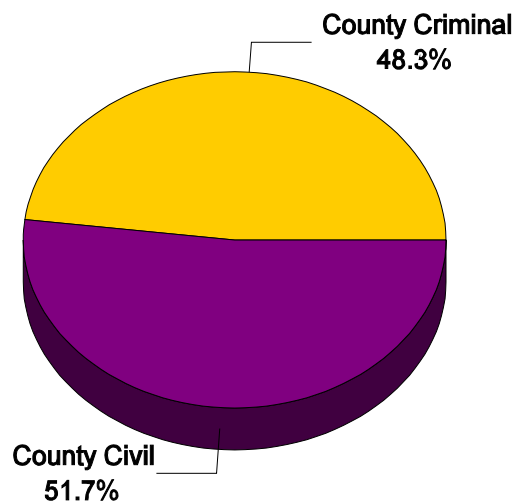
**Circuit and County Court Filings**  
by Circuit for FY 2000-01



**Circuit Court Filings**  
by Division for FY 2000-01



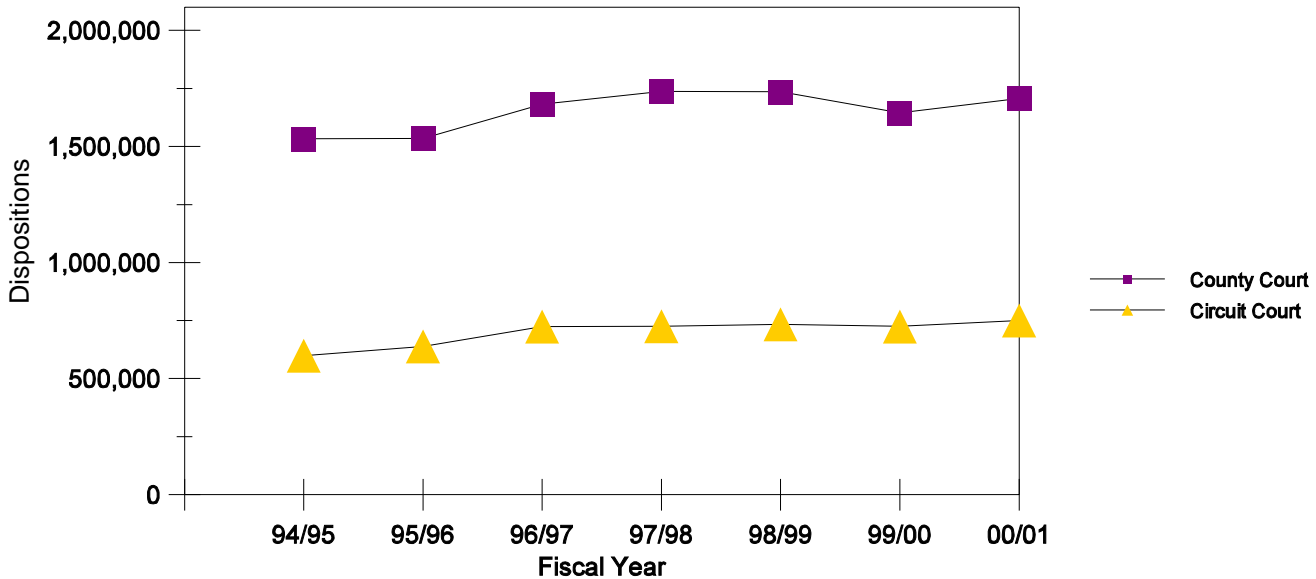
**County Court Filings**  
by Division for FY 2000-01



# Overall Statistics ❖ Dispositions

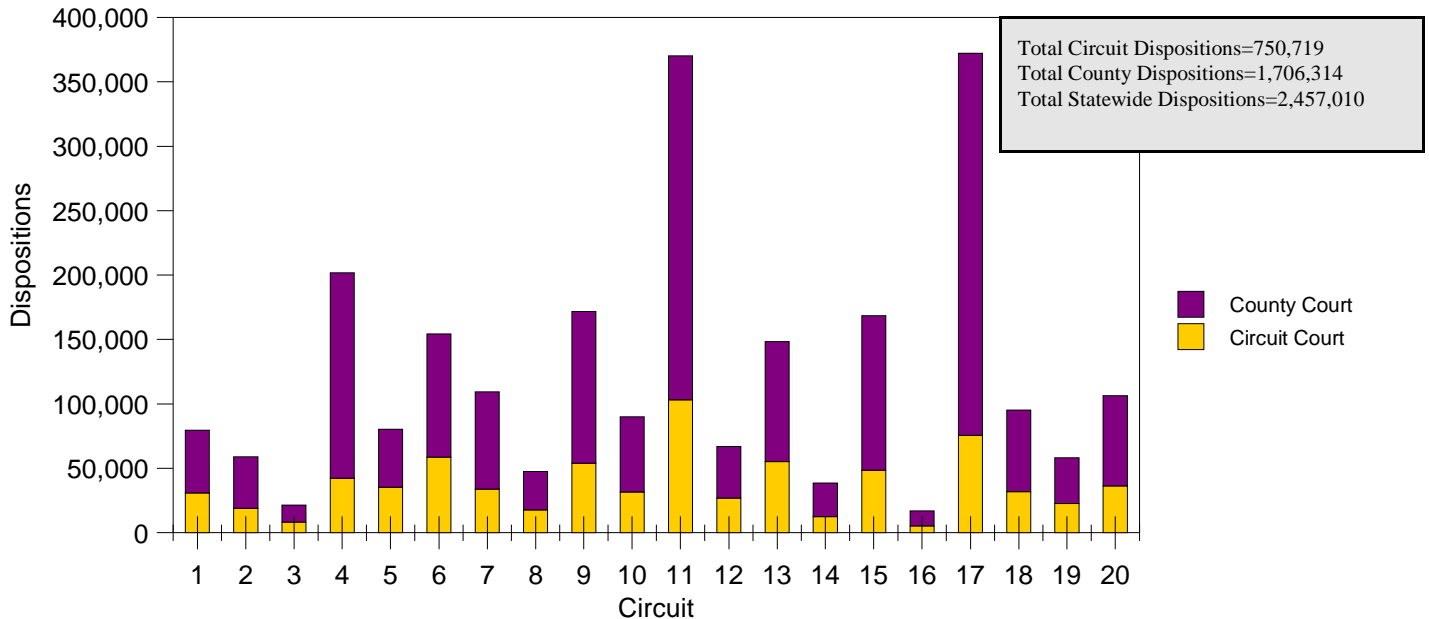
## Circuit and County Court Dispositions

FY 1994-95 to FY 2000-01



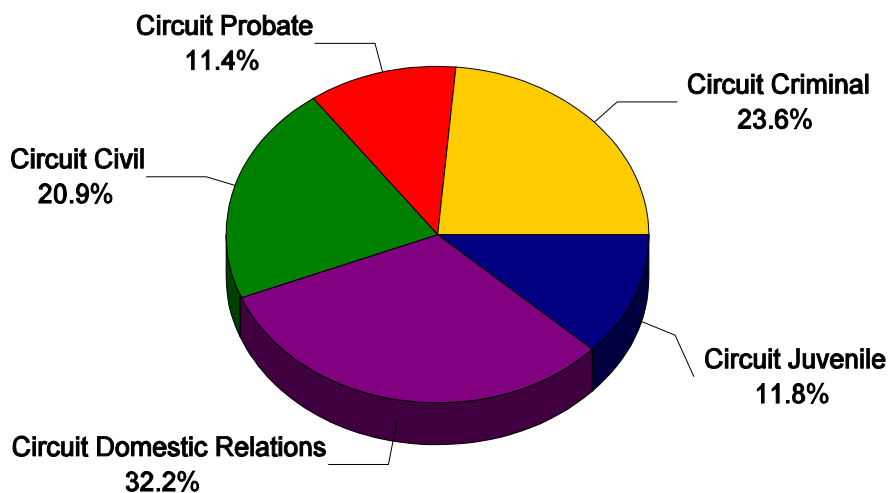
## Circuit and County Court Dispositions

by Circuit for FY 2000-01



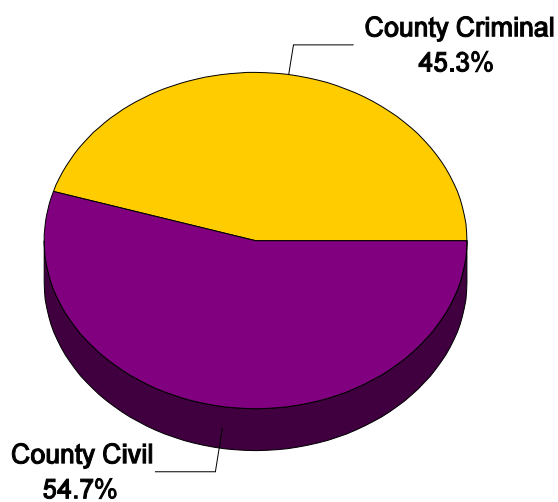
### **Circuit Court Dispositions**

by Division for FY 2000-01



### **County Court Dispositions**

by Division for FY 2000-01



- This page intentionally left blank -