

Circuit Criminal ~ Overview

The Circuit Criminal division includes felony offenses which are divided into the following categories: capital murder, violent crimes, crimes against persons, crimes against property, and drug crimes. Within these categories are the following case types:

Capital Murder - capital murder offenses

Violent Crimes - non-capital murder and sexual offenses

Crimes Against Persons - robbery and other crimes against persons

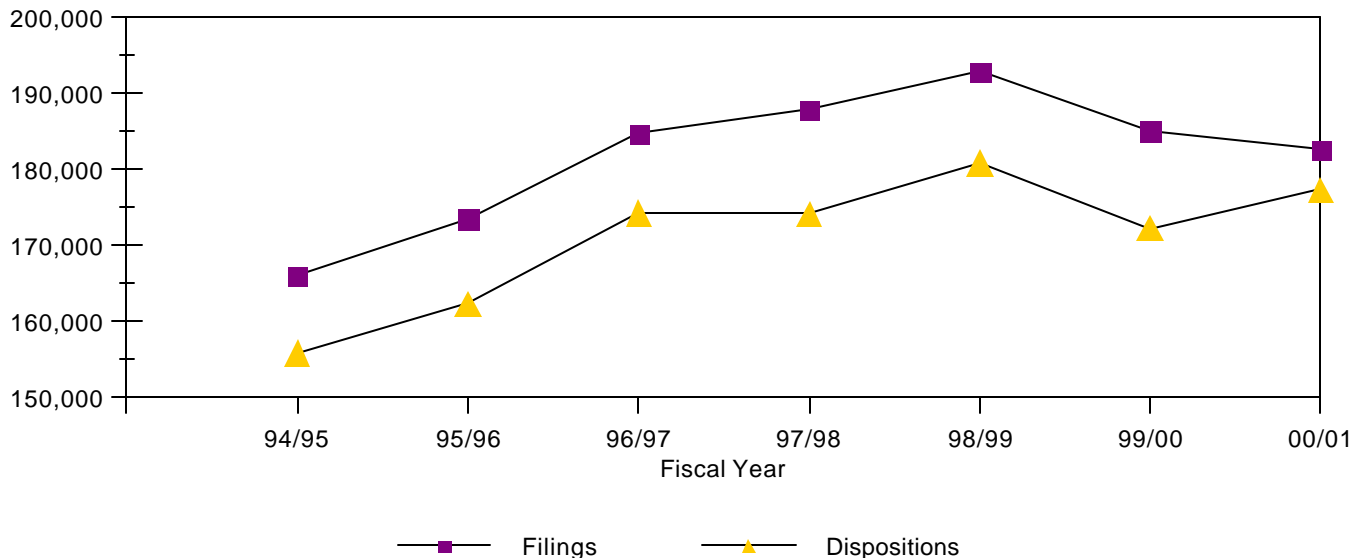
Crimes Against Property - burglary, theft, forgery, fraud, worthless checks, other crimes against property, and other felony offenses¹

Drug Crimes - drug offenses

In the Circuit Criminal division, *filings* are defined as each defendant against whom an information or indictment is filed. *Dispositions* are defined as each defendant disposed when a final judicial decision is rendered terminating a criminal proceeding by an acquittal, a dismissal, or a judgment stating the specific sentence (in the case of a conviction). *Counts* are defined as each individual offense with which a defendant is charged. *Jury trials* are defined as trials in which a group of citizens are empaneled to determine the issues of fact in a case.

Criminal Filings & Dispositions

FY 1994-95 to FY 2000-01



¹Other felony offenses fall under the “crimes against property” case type because they are handled similarly to property offenses. Examples of other felony offenses are: weapon charges, resisting arrest, contempt of court, failure to appear, accessory after the fact, book-making, etc.

Circuit Criminal ~ Filings

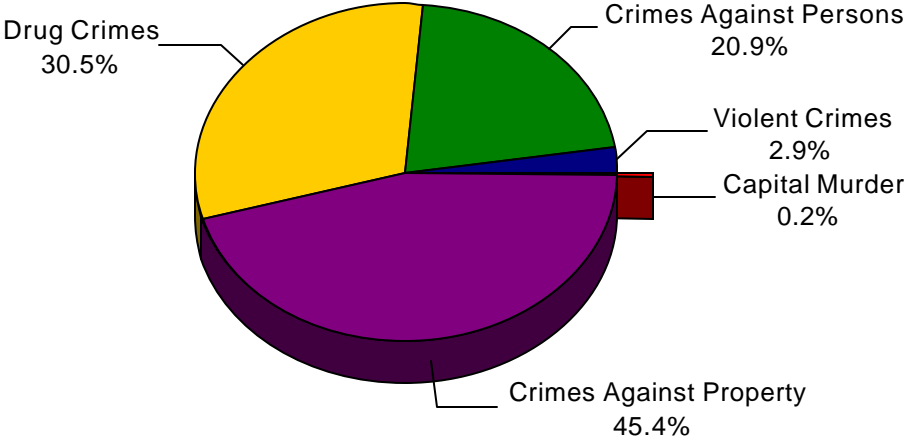
STATEWIDE CIRCUIT CRIMINAL FILINGS													
by Category, Case Type, and Month													
FY 2000-01													
	Jul	Aug	Sep	Oct	Nov	Dec	Jan	Feb	Mar	Apr	May	Jun	Total
Capital Murder													422
Capital Murder Offenses	27	27	38	24	25	46	70	28	45	30	26	36	422
Violent Crimes													5,293
Non-Capital Murder ²	86	103	80	105	80	68	87	95	105	89	93	106	1,097
Sexual Offenses	314	390	337	351	355	334	300	335	374	355	394	357	4,196
Crimes Against Persons													38,196
Robbery	461	489	447	456	438	467	522	469	515	440	538	495	5,737
Other Crimes Against Persons	2,744	3,040	2,734	2,730	2,593	2,457	2,821	2,542	2,779	2,445	2,997	2,577	32,459
Crimes Against Property													82,925
Burglary	1,350	1,565	1,399	1,625	1,492	1,428	1,367	1,305	1,569	1,317	1,516	1,515	17,448
Theft, Forgery, Fraud	3,043	3,478	3,314	3,469	3,113	3,206	3,555	3,279	3,610	3,196	3,490	3,303	40,056
Worthless Checks	513	520	485	605	421	349	428	364	464	406	485	435	5,475
Other Crimes Against Property	145	139	132	133	139	129	160	138	148	107	140	130	1,640
Other Felonies	1,513	1,725	1,407	1,504	1,452	1,306	1,729	1,553	1,651	1,371	1,598	1,497	18,306
Drug Crimes													55,745
Drug Offenses	4,248	4,772	4,466	4,712	4,313	4,297	4,805	4,637	4,964	4,542	5,318	4,671	55,745
Total	14,444	16,248	14,839	15,714	14,421	14,087	15,844	14,745	16,224	14,298	16,595	15,122	182,581

²Non-Capital Murder includes negligent manslaughter, vehicular manslaughter, unpremeditated murder, commission of a felony which causes death, aggravated manslaughter, etc.

Circuit Criminal ~ Filings

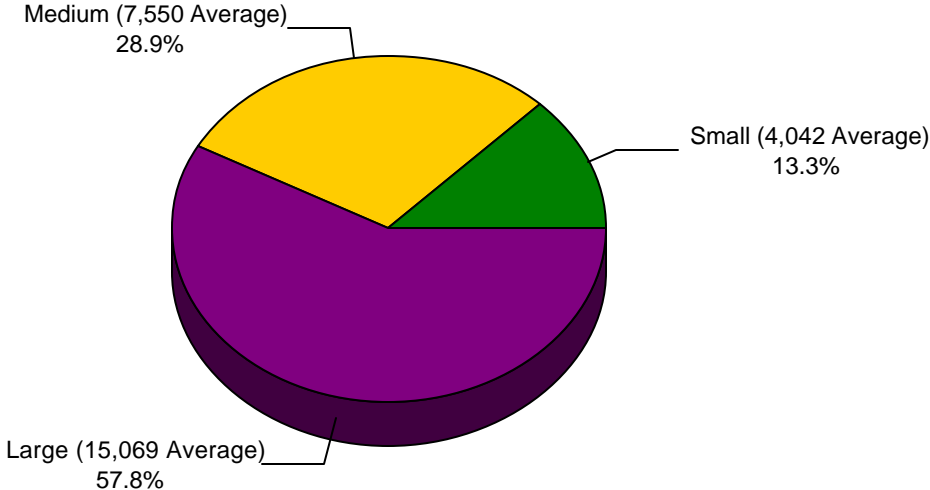
Criminal Filings by Category

FY 2000-01



Criminal Filings by Circuit Size*

FY 2000-01



*Small Circuits- 2nd, 3rd, 8th, 14th, 16th, 19th; Medium Circuits- 1st, 5th, 7th, 10th, 12th, 18th, 20th; Large Circuits- 4th, 6th, 9th, 11th, 13th, 15th, 17th (as defined in the Glossary).

Circuit Criminal ~ Filings

CIRCUIT CRIMINAL FILINGS												
by Case Type and Circuit												
FY 2000-01												
Circuit	Capital Murder	Non-Capital Murder	Sexual Offenses	Robbery	Other Crimes Against Persons	Burglary	Theft Forgery Fraud	Worthless Checks	Other Crimes Against Property	Drugs	Other	Total
1	13	33	235	218	1,658	876	2,023	132	84	1,805	1,019	8,096
2	8	23	131	202	1,240	571	1,554	171	35	1,097	567	5,599
3	4	10	50	46	329	217	376	47	23	408	238	1,748
4	28	48	369	204	1,227	518	1,894	1,683	61	2,366	642	9,040
5	15	40	289	213	2,178	926	2,258	289	111	2,199	1,256	9,774
6	30	40	449	301	2,817	1,158	3,320	824	130	4,204	1,648	14,921
7	15	24	172	160	990	647	1,343	234	74	1,963	924	6,546
8	5	35	162	247	1,276	662	1,736	93	59	1,865	707	6,847
9	52	125	286	646	2,636	1,500	3,363	200	150	4,970	1,407	15,335
10	13	28	135	144	851	891	1,494	369	48	2,278	943	7,194
11	118	298	508	1,128	4,877	2,435	4,967	104	152	9,702	1,374	25,663
12	5	35	164	176	1,016	588	1,546	125	72	2,229	853	6,809
13	21	76	166	416	2,106	1,239	3,673	595	125	3,730	1,427	13,574
14	1	11	96	86	442	343	791	32	25	829	495	3,151
15	20	66	154	489	1,674	1,198	2,191	88	84	3,113	1,417	10,494
16	0	6	24	34	398	153	376	86	26	657	194	1,954
17	30	84	227	527	2,933	1,582	3,261	19	223	6,898	674	16,458
18	17	34	232	223	1,310	559	1,454	267	28	1,794	620	6,538
19	18	22	113	58	908	399	820	113	42	1,637	820	4,950
20	9	59	234	219	1,593	986	1,616	4	88	2,001	1,081	7,890
Total	422	1,097	4,196	5,737	32,459	17,448	40,056	5,475	1,640	55,745	18,306	182,581

Circuit Criminal ~ Filings

CIRCUIT CRIMINAL FILINGS						
by Category and Circuit/County						
FY 2000-01						
Circuit/County	Capital Murder	Violent Crimes	Crimes Against Persons	Crimes Against Property	Drugs	Total
Circuit 1						8,096
Escambia	8	145	1,296	2,541	1,064	5,054
Okaloosa	1	57	275	796	396	1,525
Santa Rosa	0	46	148	503	206	903
Walton	4	20	157	294	139	614
Circuit 2						5,599
Franklin	0	10	39	65	17	131
Gadsden	1	24	164	291	233	713
Jefferson	3	7	42	93	81	226
Leon	4	101	1,109	2,263	723	4,200
Liberty	0	2	13	22	16	53
Wakulla	0	10	75	164	27	276
Circuit 3						1,748
Columbia	3	25	238	477	216	959
Dixie	0	3	3	32	4	42
Hamilton	0	2	3	9	7	21
Lafayette	0	1	3	14	3	21
Madison	0	4	41	100	27	172
Suwannee	1	19	48	158	107	333
Taylor	0	6	39	111	44	200
Circuit 4						9,040
Clay	3	62	162	611	189	1,027
Duval	22	334	1,201	3,830	1,984	7,371
Nassau	3	21	68	357	193	642

Circuit Criminal ~ Filings

CIRCUIT CRIMINAL FILINGS, Continued						
by Category and Circuit/County						
FY 2000-01						
Circuit/County	Capital Murder	Violent Crimes	Crimes Against Persons	Crimes Against Property	Drugs	Total
Circuit 5						9,774
Citrus	4	54	177	430	119	784
Hernando	2	41	275	603	298	1,219
Lake	3	112	1,027	1,587	781	3,510
Marion	5	113	811	2,038	857	3,824
Sumter	1	9	101	182	144	437
Circuit 6						14,921
Pasco	11	135	618	1,499	592	2,855
Pinellas	19	354	2,500	5,581	3,612	12,066
Circuit 7						6,546
Flagler	3	10	73	228	64	378
Putnam	1	39	79	364	169	652
St. Johns	4	29	236	840	276	1,385
Volusia	7	118	762	1,790	1,454	4,131
Circuit 8						6,847
Alachua	5	147	1,273	2,625	1,530	5,580
Baker	0	4	30	110	80	224
Bradford	0	11	72	150	108	341
Gilchrist	0	4	15	49	4	72
Levy	0	16	73	203	122	414
Union	0	15	60	120	21	216
Circuit 9						15,335
Orange	46	305	2,678	5,728	4,138	12,895
Osceola	6	106	604	892	832	2,440

Circuit Criminal ~ Filings

CIRCUIT CRIMINAL FILINGS, Continued						
by Category and Circuit/County						
FY 2000-01						
Circuit/County	Capital Murder	Violent Crimes	Crimes Against Persons	Crimes Against Property	Drugs	Total
Circuit 10						7,194
Hardee	0	12	27	105	180	324
Highlands	3	17	104	292	172	588
Polk	10	134	864	3,348	1,926	6,282
Circuit 11						25,663
Dade	118	806	6,005	9,032	9,702	25,663
Circuit 12						6,809
Desoto	0	9	67	160	170	406
Manatee	4	111	794	1,809	959	3,677
Sarasota	1	79	331	1,215	1,100	2,726
Circuit 13						13,574
Hillsborough	21	242	2,522	7,059	3,730	13,574
Circuit 14						3,151
Bay	1	57	274	1,011	524	1,867
Calhoun	0	11	58	131	32	232
Gulf	0	6	19	51	40	116
Holmes	0	14	41	140	96	291
Jackson	0	14	105	264	106	489
Washington	0	5	31	89	31	156
Circuit 15						10,494
Palm Beach	20	220	2,163	4,978	3,113	10,494
Circuit 16						1,954
Monroe	0	30	432	835	657	1,954

Circuit Criminal ~ Filings

CIRCUIT CRIMINAL FILINGS, Continued						
by Category and Circuit/County						
FY 2000-01						
Circuit/County	Capital Murder	Violent Crimes	Crimes Against Persons	Crimes Against Property	Drugs	Total
Circuit 17						16,458
Broward	30	311	3,460	5,759	6,898	16,458
Circuit 18						6,538
Brevard	12	192	772	1,742	1,032	3,750
Seminole	5	74	761	1,186	762	2,788
Circuit 19						4,950
Indian River	4	42	275	870	472	1,663
Martin	0	22	197	464	484	1,167
Okeechobee	2	20	123	223	99	467
St. Lucie	12	51	371	637	582	1,653
Circuit 20						7,890
Charlotte	2	31	156	350	156	695
Collier	5	141	953	1,665	987	3,751
Glades	0	6	17	52	26	101
Hendry	1	10	85	157	88	341
Lee	1	105	601	1,551	744	3,002
State Total	422	5,293	38,196	82,925	55,745	182,581

Circuit Criminal ~ Dispositions

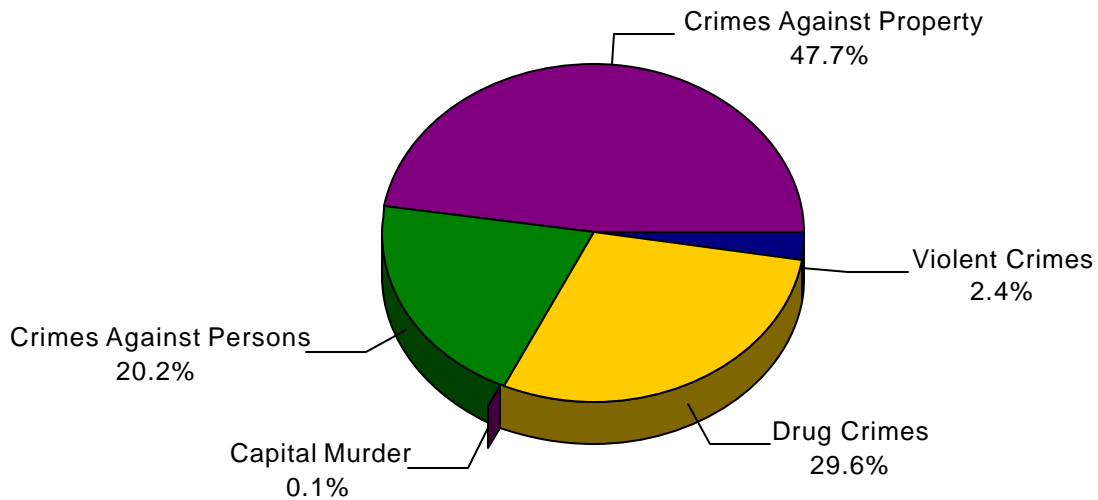
STATEWIDE CIRCUIT CRIMINAL DISPOSITIONS													
by Category, Case Type, and Month													
FY 2000-01													
	Jul	Aug	Sep	Oct	Nov	Dec	Jan	Feb	Mar	Apr	May	Jun	Total
Capital Murder													193
Capital Murder Offenses	14	16	20	16	18	11	18	21	22	17	13	7	193
Violent Crimes													4,239
Non-Capital Murder ³	70	92	69	75	73	52	70	81	80	85	88	72	907
Sexual Offenses	240	286	273	286	249	193	301	313	318	272	322	279	3,332
Crimes Against Persons													35,873
Robbery	354	422	379	378	383	349	433	477	431	378	454	361	4,799
Other Crimes Against Persons	2,330	2,866	2,646	2,676	2,604	2,082	2,627	2,683	2,766	2,649	2,802	2,343	31,074
Crimes Against Property													84,519
Burglary	1,189	1,444	1,321	1,364	1,182	1,019	1,425	1,349	1,400	1,330	1,559	1,216	15,798
Theft, Forgery, Fraud	2,871	3,448	3,210	3,079	2,911	2,653	3,534	3,237	3,629	3,345	3,503	3,023	38,443
Worthless Checks	404	580	516	460	530	430	585	581	561	458	591	414	6,110
Other Crimes Against Property	106	126	140	138	130	100	149	150	149	128	122	142	1,580
Other Felonies	1,553	1,839	1,585	1,635	1,550	1,480	2,089	2,078	2,069	2,213	2,391	2,106	22,588
Drug Crimes													52,517
Drug Offenses	3,998	4,769	4,384	4,371	4,063	3,422	4,531	4,589	4,844	4,395	4,866	4,285	52,517
Total	13,129	15,888	14,543	14,478	13,693	11,791	15,762	15,559	16,269	15,270	16,711	14,248	177,341

³Non-Capital Murder includes negligent manslaughter, vehicular manslaughter, unpremeditated murder, commission of a felony which causes death, aggravated manslaughter, etc.

Circuit Criminal ~ Dispositions

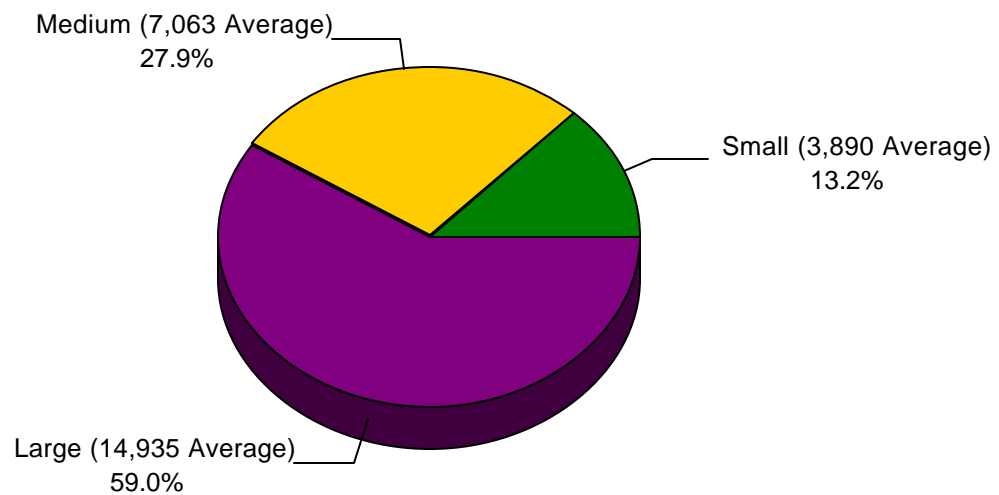
Criminal Dispositions by Category

FY 2000-01



Criminal Dispositions by Circuit Size*

FY 2000-01



*Small Circuits- 2nd, 3rd, 8th, 14th, 16th, 19th; Medium Circuits- 1st, 5th, 7th, 10th, 12th, 18th, 20th; Large Circuits- 4th, 6th, 9th, 11th, 13th, 15th, 17th (as defined in the Glossary).

Circuit Criminal ~ Dispositions

CIRCUIT CRIMINAL DISPOSITIONS												
by Case Type and Circuit												
FY 2000-01												
Circuit	Capital Murder	Non-Capital Murder	Sexual Offenses	Robbery	Other Crimes Against Persons	Burglary	Theft Forgery Fraud	Worthless Checks	Other Crimes Against Property	Drugs	Other	Total
1	5	20	209	160	1,672	826	1,907	149	74	1,651	1,373	8,046
2	1	16	102	127	833	474	1,359	156	45	869	993	4,975
3	4	8	61	46	298	197	407	29	20	365	329	1,764
4	21	52	349	166	1,248	576	1,985	1,844	71	2,373	634	9,319
5	4	17	188	159	1,621	729	1,874	303	77	1,784	1,338	8,094
6	27	72	306	280	2,776	1,106	2,937	832	115	3,444	1,052	12,947
7	6	23	150	161	1,246	648	1,393	274	61	1,827	1,319	7,108
8	4	17	111	159	1,196	531	1,516	91	51	1,634	899	6,209
9	6	78	238	485	2,646	1,446	3,423	193	172	4,677	2,086	15,450
10	1	27	135	108	932	626	1,539	365	39	1,908	1,152	6,832
11	37	242	331	1,007	4,867	2,318	4,895	145	153	9,513	1,987	25,495
12	2	26	122	136	967	489	1,313	124	62	2,115	971	6,327
13	16	55	160	416	2,163	1,217	3,908	610	151	3,934	1,780	14,410
14	0	7	80	81	440	322	816	50	30	861	750	3,437
15	14	93	156	427	1,728	1,286	2,216	183	79	3,089	1,583	10,854
16	0	4	26	36	389	162	401	77	29	622	307	2,053
17	34	80	173	469	2,537	1,354	3,093	28	200	6,759	1,357	16,084
18	1	21	180	113	1,311	430	1,326	532	34	1,793	440	6,181
19	5	10	102	62	887	333	737	120	40	1,551	1,054	4,901
20	5	39	153	201	1,317	728	1,398	5	77	1,748	1,184	6,855
Total	193	907	3,332	4,799	31,074	15,798	38,443	6,110	1,580	52,517	22,588	177,341

Circuit Criminal ~ Dispositions

CIRCUIT CRIMINAL DISPOSITIONS by Category and Circuit/County FY 2000-01						
Circuit/County	Capital Murder	Violent Crimes	Crimes Against Persons	Crimes Against Property	Drugs	Total
Circuit 1						8,046
Escambia	3	120	1,206	2,617	972	4,918
Okalosa	0	54	312	866	414	1,646
Santa Rosa	0	33	176	548	161	918
Walton	2	22	138	298	104	564
Circuit 2						4,975
Franklin	0	5	43	39	10	97
Gadsden	0	22	157	290	171	640
Jefferson	0	10	46	130	83	269
Leon	1	71	631	2,350	565	3,618
Liberty	0	5	9	27	12	53
Wakulla	0	5	74	191	28	298
Circuit 3						1,764
Columbia	3	32	173	506	177	891
Dixie	0	4	9	34	12	59
Hamilton	0	0	7	8	2	17
Lafayette	0	3	4	13	2	22
Madison	0	3	45	104	23	175
Suwannee	1	25	47	196	109	378
Taylor	0	2	59	121	40	222
Circuit 4						9,319
Clay	0	40	169	614	165	988
Duval	17	342	1,180	4,204	1,983	7,726
Nassau	4	19	65	292	225	605

Circuit Criminal ~ Dispositions

CIRCUIT CRIMINAL DISPOSITIONS, Continued						
by Category and Circuit/County						
FY 2000-01						
Circuit/County	Capital Murder	Violent Crimes	Crimes Against Persons	Crimes Against Property	Drugs	Total
Circuit 5						8,094
Citrus	0	25	166	365	104	660
Hernando	0	36	256	552	249	1,093
Lake	4	74	716	1,415	657	2,866
Marion	0	56	557	1,809	683	3,105
Sumter	0	14	85	180	91	370
Circuit 6						12,947
Pasco	2	78	635	1,451	537	2,703
Pinellas	25	300	2,421	4,591	2,907	10,244
Circuit 7						7,108
Flagler	0	5	67	205	69	346
Putnam	2	35	116	528	258	939
St. Johns	0	53	297	979	249	1,578
Volusia	4	80	927	1,983	1,251	4,245
Circuit 8						6,209
Alachua	4	90	1,108	2,419	1,350	4,971
Baker	0	0	35	104	63	202
Bradford	0	6	73	152	97	328
Gilchrist	0	3	13	52	8	76
Levy	0	14	68	246	101	429
Union	0	15	58	115	15	203
Circuit 9						15,450
Orange	4	256	2,601	6,404	3,985	13,250
Osceola	2	60	530	916	692	2,200

Circuit Criminal ~ Dispositions

CIRCUIT CRIMINAL DISPOSITIONS, Continued						
by Category and Circuit/County						
FY 2000-01						
Circuit/County	Capital Murder	Violent Crimes	Crimes Against Persons	Crimes Against Property	Drugs	Total
Circuit 10						6,832
Hardee	0	0	2	5	14	21
Highlands	0	15	78	267	198	558
Polk	1	147	960	3,449	1,696	6,253
Circuit 11						25,495
Dade	37	573	5,874	9,498	9,513	25,495
Circuit 12						6,327
Desoto	0	8	49	177	164	398
Manatee	0	84	653	1,532	845	3,114
Sarasota	2	56	401	1,250	1,106	2,815
Circuit 13						14,410
Hillsborough	16	215	2,579	7,666	3,934	14,410
Circuit 14						3,437
Bay	0	57	293	1,360	597	2,307
Calhoun	0	10	48	109	52	219
Gulf	0	2	20	42	25	89
Holmes	0	7	26	111	40	184
Jackson	0	9	106	256	108	479
Washington	0	2	28	90	39	159
Circuit 15						10,854
Palm Beach	14	249	2,155	5,347	3,089	10,854
Circuit 16						2,053
Monroe	0	30	425	976	622	2,053

Circuit Criminal ~ Dispositions

CIRCUIT CRIMINAL DISPOSITIONS, Continued						
by Category and Circuit/County						
FY 2000-01						
Circuit/County	Capital Murder	Violent Crimes	Crimes Against Persons	Crimes Against Property	Drugs	Total
Circuit 17						16,084
Broward	34	253	3,006	6,032	6,759	16,084
Circuit 18						6,181
Brevard	0	144	746	1,463	1,171	3,524
Seminole	1	57	678	1,299	622	2,657
Circuit 19						4,901
Indian River	0	43	265	884	483	1,675
Martin	3	17	196	530	360	1,106
Okeechobee	0	10	115	185	129	439
St. Lucie	2	42	373	685	579	1,681
Circuit 20						6,855
Charlotte	1	17	142	340	146	646
Collier	1	87	780	1,452	889	3,209
Glades	0	0	16	33	14	63
Hendry	0	3	90	100	93	286
Lee	3	85	490	1,467	606	2,651
State Total	193	4,239	35,873	84,519	52,517	177,341

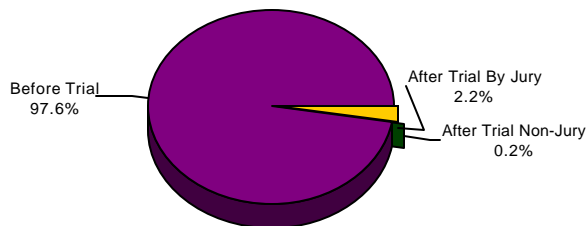
Circuit Criminal ~ Dispositions

CIRCUIT CRIMINAL DISPOSITIONS by Case Type and Disposition Type FY 2000-01

Disposition Type	Capital Murder	Non-Capital Murder	Sexual Offenses	Robbery	Other Crimes Against Persons	Burglary	Theft Forgery Fraud	Worthless Checks	Other Crimes Against Property	Drugs	Other	Total
Before Trial												173,079
Speedy Trial	0	0	0	0	1	0	2	0	0	2	0	5
Dismissed	18	124	458	679	3,453	1,339	3,489	2,559	145	4,652	1,488	18,404
Transferred	1	2	46	54	1,398	401	471	10	67	360	2,827	5,637
Plea	57	518	2,417	3,608	23,432	13,055	30,379	2,477	1,220	44,370	17,010	138,543
Other	6	23	82	77	1,691	559	3,772	1,056	121	2,492	611	10,490
After Trial Non-Jury												315
Acquittal/Dismissal	0	4	2	4	68	9	26	3	4	19	21	160
Plea	0	0	0	0	5	10	3	0	0	12	7	37
Conviction	0	4	1	2	56	11	11	0	1	13	19	118
After Trial By Jury												3,947
Acquittal/Dismissal	11	55	131	106	400	114	115	5	11	233	181	1,362
Plea	3	8	14	13	59	25	16	0	2	46	34	220
Conviction	97	169	181	256	511	275	159	0	9	318	390	2,365
Total	193	907	3,332	4,799	31,074	15,798	38,443	6,110	1,580	52,517	22,588	177,341

Criminal Dispositions

by Disposition Type for FY 2000-01



Circuit Criminal ~ Dispositions

CIRCUIT CRIMINAL JURY TRIAL DISPOSITIONS				
by Circuit				
FY 2000-01				
Circuit	Acquittals/ Dismissals	Pleas	Convictions	Total
First (Pensacola)	48	13	79	140
Second (Tallahassee)	31	1	75	107
Third (Lake City)	6	0	23	29
Fourth (Jacksonville)	30	43	89	162
Fifth (Tavares)	29	16	68	113
Sixth (Clearwater)	91	11	204	306
Seventh (Daytona Beach)	40	12	95	147
Eighth (Gainesville)	42	4	36	82
Ninth (Orlando)	132	5	114	251
Tenth (Bartow)	59	0	66	125
Eleventh (Miami)	155	0	352	507
Twelfth (Sarasota)	36	1	68	105
Thirteenth (Tampa)	80	28	144	252
Fourteenth (Panama City)	24	0	16	40
Fifteenth (West Palm Beach)	110	40	244	394
Sixteenth (Key West)	10	0	19	29
Seventeenth (Ft. Lauderdale)	265	22	366	653
Eighteenth (Sanford)	48	7	128	183
Nineteenth (Ft. Pierce)	95	4	80	179
Twentieth (Ft. Myers)	31	13	99	143
Total	1,362	220	2,365	3,947

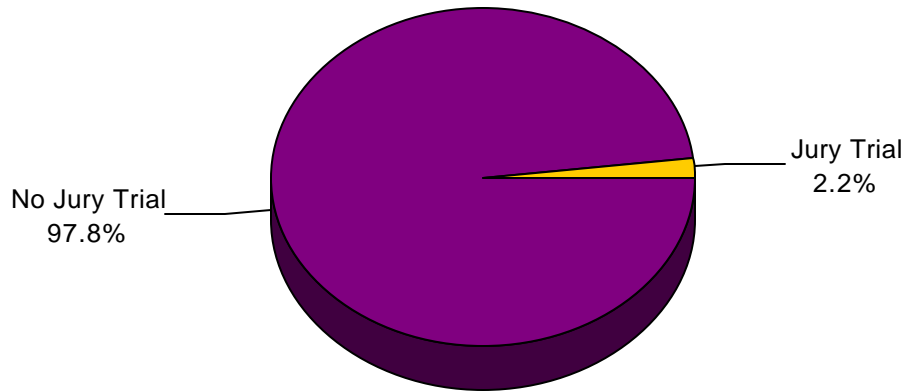
Circuit Criminal ~ Dispositions

CRIMINAL JURY TRIAL AND CONVICTION RATES						
by Circuit						
FY 2000-01						
Circuit	By Jury - Acquittals/ Dismissals, Pleas, & Convictions	Total Dispositions	Jury Trial Rates	Total Pleas & Convictions	Total Number of Dispositions (except Transferred and Other)	Conviction Rates
First (Pensacola)	140	8,046	1.7%	6,489	7,502	86.5%
Second (Tallahassee)	107	4,975	2.2%	4,139	4,666	88.7%
Third (Lake City)	29	1,764	1.6%	1,437	1,656	86.8%
Fourth (Jacksonville)	162	9,319	1.7%	6,829	9,258	73.8%
Fifth (Tavares)	113	8,094	1.4%	6,207	7,262	85.5%
Sixth (Clearwater)	306	12,947	2.4%	10,574	11,248	94.0%
Seventh (Daytona Beach)	147	7,108	2.1%	4,822	5,562	86.7%
Eighth (Gainesville)	82	6,209	1.3%	4,420	5,104	86.6%
Ninth (Orlando)	251	15,450	1.6%	11,407	13,983	81.6%
Tenth (Bartow)	125	6,832	1.8%	5,476	6,026	90.9%
Eleventh (Miami)	507	25,495	2.0%	21,003	23,030	91.2%
Twelfth (Sarasota)	105	6,327	1.7%	5,523	6,045	91.4%
Thirteenth (Tampa)	252	14,410	1.7%	11,284	12,751	88.5%
Fourteenth (Panama City)	40	3,437	1.2%	2,762	2,947	93.7%
Fifteenth (West Palm Beach)	394	10,854	3.6%	8,890	10,272	86.5%
Sixteenth (Key West)	29	2,053	1.4%	1,670	1,913	87.3%
Seventeenth (Ft. Lauderdale)	653	16,084	4.1%	14,023	15,811	88.7%
Eighteenth (Sanford)	183	6,181	3.0%	5,103	5,438	93.8%
Nineteenth (Ft. Pierce)	179	4,901	3.7%	3,681	4,319	85.2%
Twentieth (Ft. Myers)	143	6,855	2.1%	5,544	6,421	86.3%
Total	3,947	177,341	2.2%	141,283	161,214	87.6%

Circuit Criminal ~ Dispositions

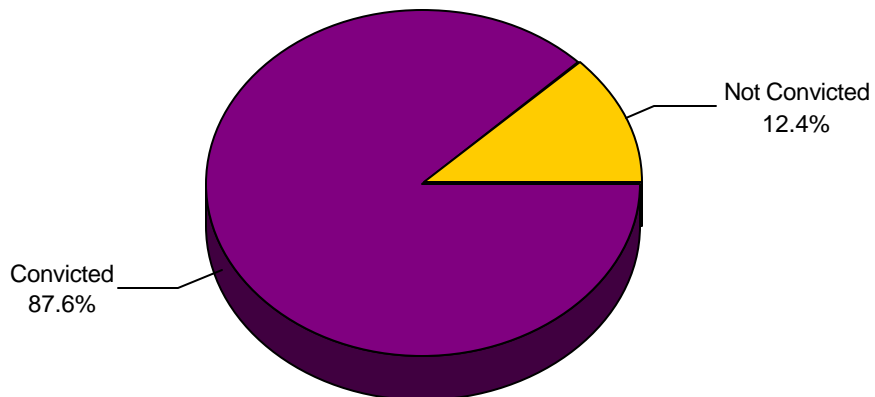
Statewide Criminal Jury Trial Rate

FY 2000-01



Statewide Criminal Conviction Rate

FY 2000-01



Circuit Criminal ~ Special Proceedings

The Circuit Criminal division also involves special proceedings such as reopenings, no files, appeals filed from county court, post conviction relief motions, probation revocation hearings, bond hearings, and adversary preliminary hearings. **These data are provided by the 67 clerks of courts. However, special proceedings data are not audited for accuracy by the OSCA.**

Reopening - A reopening occurs when a case that has previously been reported as disposed is resubmitted to the court through a motion or petition.

No File - A no file is when all charges against a defendant are dropped because the prosecutor did not file an information or seek an indictment.

Appeal Filed From County Court - An appeal filed from county court is a request that a case be removed from the county court and sent to the circuit court in order for the case to be reviewed.

Post Conviction Relief Motion - A post conviction relief motion is a motion to vacate, set aside, or correct a sentence pursuant to rule 3.850, Florida Rules of Criminal Procedure.

Probation Revocation Hearing - A probation revocation hearing is a proceeding before a judge to determine whether the probation of a defendant should be modified or revoked following an alleged violation.

Bond Hearing - A bond hearing is a hearing in which a defendant's pretrial release status is considered by a circuit judge, or a county court judge acting as a circuit judge, at a special hearing for the purpose of setting or modifying bond or other pretrial release.

Adversary Preliminary Hearing - An adversary preliminary hearing is a proceeding before a judge in which evidence is presented so that the court can determine whether there is sufficient cause to hold the accused for trial.

Circuit Criminal ~ Special Proceedings

Note: These data are provided by the 67 clerks of courts. However, special proceedings data are not audited for accuracy by the OSCA.

CIRCUIT CRIMINAL SPECIAL PROCEEDINGS								
by Circuit								
FY 2000-01								
Circuit	Reopenings	No Files	Appeals Filed	Post Conviction Relief Motions	Probation Revocation Hearings	Bond Hearings	Adversary Preliminary Hearings	Total
1	4,103	643	15	236	1,695	762	0	7,454
2	138	700	12	63	2,273	104	0	3,290
3	125	81	14	11	1,514	81	0	1,826
4	601	7,171	2	580	2,218	672	18	11,262
5	860	1,367	47	126	4,147	94	0	6,641
6	1,270	2,701	80	397	5,904	9,436	6	19,794
7	984	4,986	209	274	2,771	159	2	9,385
8	163	2,405	3	522	5,162	2,813	1	11,069
9	1,757	3,669	40	372	4,840	1,371	10	12,059
10	895	1,567	15	131	4,116	2	1	6,727
11	0	11,559	82	3,259	7,486	9,561	0	31,947
12	1,728	1,163	5	105	1,616	1,354	1	5,972
13	6,504	2,960	97	539	11,391	8,367	967	30,825
14	13	673	0	26	2,600	134	2	3,448
15	1,228	3,610	116	314	2,647	914	0	8,829
16	22	14	0	22	758	291	0	1,107
17	4,802	4,710	113	2,636	7,577	2,236	42	22,116
18	224	1,602	32	69	1,539	270	0	3,736
19	1,440	1,818	16	146	1,885	873	8	6,186
20	649	1,998	214	352	3,263	514	0	6,990
Total	27,506	55,397	1,112	10,180	75,402	40,008	1,058	210,663

- This page intentionally left blank -