

Circuit Civil ~ Overview

The Circuit Civil division includes civil cases which are divided into the following categories: professional malpractice and product liability, auto and other negligence, contracts, and other circuit civil. Within these categories are the following case types:

Professional Malpractice and Product Liability - professional malpractice and product liability

Auto and Other Negligence - auto negligence and other negligence

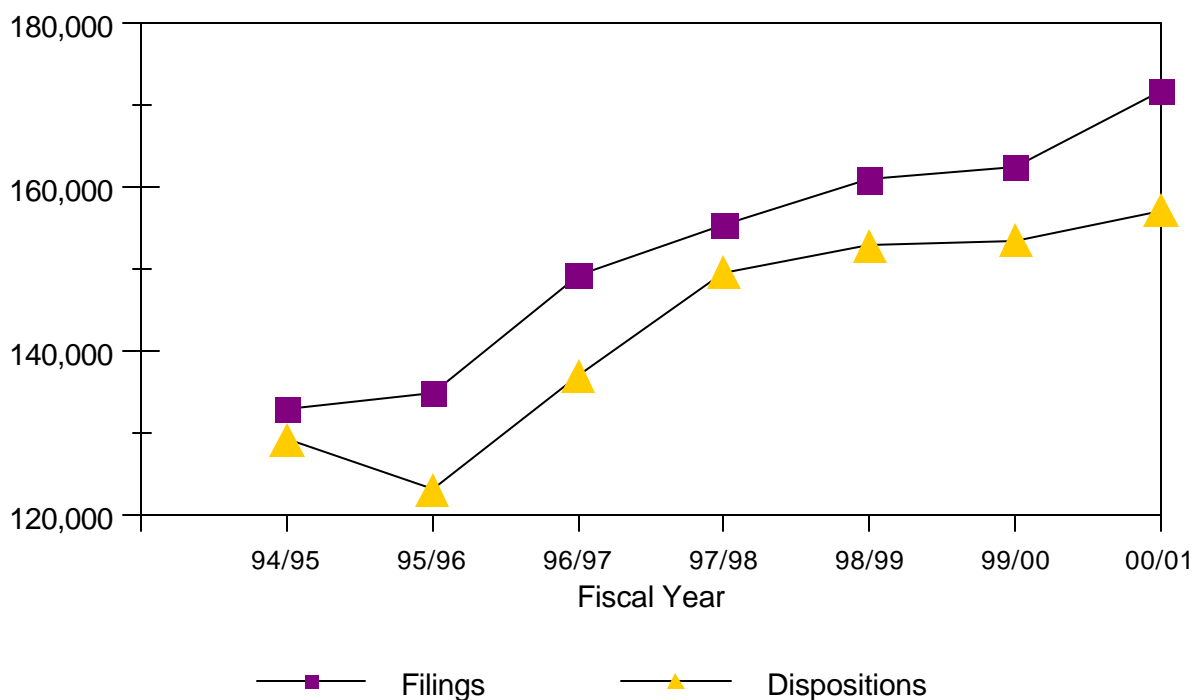
Contracts - condominium, contract and indebtedness, real property, and mortgage foreclosure

Other Circuit Civil - eminent domain and other⁴

In the Circuit Civil division, *filings* are defined as each complaint or petition filed. *Dispositions* are defined as each complaint or petition disposed. *Jury trials* are defined as trials in which a group of citizens are empaneled to determine the issues of fact in a case.

Civil Filings & Dispositions

FY 1994-95 to FY 2000-01



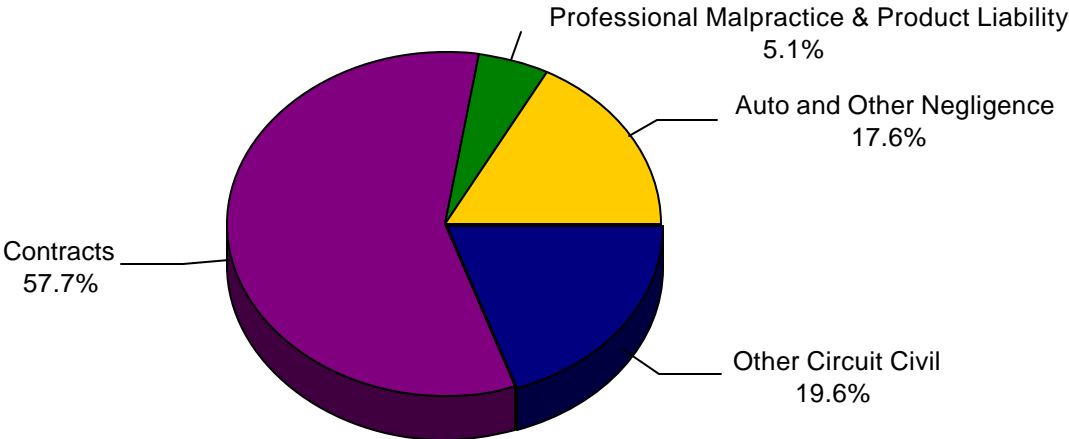
⁴Other cases include: declaratory judgments, injunctions, administrative agency appeals, bond estreatures, replevins, habeas corpus proceedings, forfeitures, and interpleaders.

Circuit Civil ~ Filings

STATEWIDE CIRCUIT CIVIL FILINGS													
by Category, Case Type, and Month													
FY 2000-01													
	Jul	Aug	Sep	Oct	Nov	Dec	Jan	Feb	Mar	Apr	May	Jun	Total
Professional Malpractice and Product Liability													8,800
Professional Malpractice	189	173	162	190	179	204	179	187	207	202	185	200	2,257
Product Liability	408	684	2,151	852	399	575	325	171	327	234	192	225	6,543
Auto and Other Negligence													30,183
Auto Negligence	1,426	1,546	1,323	1,484	1,325	1,374	1,506	1,506	1,625	1,453	1,591	1,588	17,747
Other Negligence	905	1,101	945	1,032	969	901	984	977	1,191	1,042	1,222	1,167	12,436
Contracts													99,102
Condominium	44	57	38	15	21	21	22	27	20	32	24	18	339
Contract & Indebtedness	2,233	2,509	2,332	2,511	2,426	2,250	2,478	2,575	2,765	2,613	2,708	2,712	30,112
Real Property & Mortgage Foreclosure	4,784	5,746	5,070	6,067	5,444	5,516	6,456	6,071	6,422	5,652	5,939	5,484	68,651
Other Circuit Civil													33,690
Eminent Domain	47	65	100	230	338	854	67	136	291	241	402	482	3,253
Other	2,257	2,634	2,358	2,624	2,470	2,607	2,525	2,372	2,736	2,521	2,738	2,595	30,437
Total	12,293	14,515	14,479	15,005	13,571	14,302	14,542	14,022	15,584	13,990	15,001	14,471	171,775

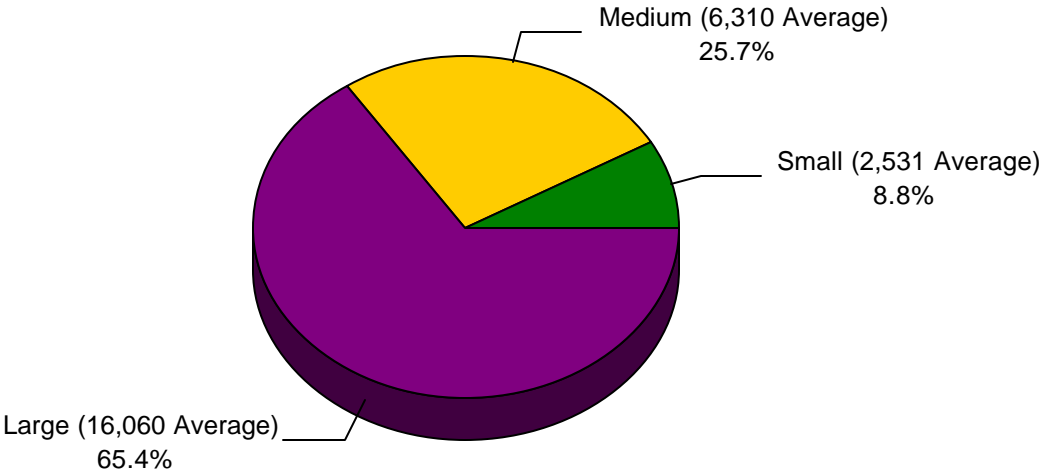
Civil Filings by Category

FY 2000-01



Civil Filings by Circuit Size*

FY 2000-01



*Small Circuits- 2nd, 3rd, 8th, 14th, 16th, 19th; Medium Circuits- 1st, 5th, 7th, 10th, 12th, 18th, 20th; Large Circuits- 4th, 6th, 9th, 11th, 13th, 15th, 17th (as defined in the Glossary).

Circuit Civil ~ Filings

CIRCUIT CIVIL FILINGS by Case Type and Circuit FY 2000-01										
Circuit	Professional Malpractice	Product Liability	Auto Negligence	Other Negligence	Condo-minium	Contract & Indebtedness	Real Property & Mortgage Foreclosure	Eminent Domain	Other	Total
1	44	95	484	279	7	985	2,310	49	982	5,235
2	37	11	285	204	0	417	1,056	43	1,998	4,051
3	16	7	96	69	0	124	534	3	495	1,344
4	100	309	1,116	718	3	1,483	4,452	213	1,319	9,713
5	114	22	517	268	2	763	3,144	32	1,249	6,111
6	141	154	1,445	1,065	3	2,232	4,937	80	1,502	11,559
7	92	38	858	522	6	659	2,795	158	1,086	6,214
8	53	10	191	164	0	405	992	40	585	2,440
9	169	586	1,230	847	137	2,245	5,366	47	2,081	12,708
10	68	1	453	269	0	632	2,650	1,847	1,168	7,088
11	354	3,158	2,966	2,743	108	6,157	12,369	35	4,953	32,843
12	67	28	474	317	19	911	1,798	101	1,015	4,730
13	142	187	1,745	887	0	1,846	4,028	28	1,480	10,343
14	23	15	167	127	20	300	864	10	969	2,495
15	221	712	1,718	1,058	5	2,894	4,517	209	2,059	13,393
16	12	3	91	97	2	174	290	0	358	1,027
17	285	819	2,037	1,699	14	4,411	8,499	8	4,092	21,864
18	150	21	697	372	1	1,135	3,045	96	948	6,465
19	82	23	502	249	5	609	1,551	16	789	3,826
20	87	344	675	482	7	1,730	3,454	238	1,309	8,326
Total	2,257	6,543	17,747	12,436	339	30,112	68,651	3,253	30,437	171,775

Circuit Civil ~ Filings

CIRCUIT CIVIL FILINGS by Category and Circuit/County FY 2000-01					
Circuit/County	Professional Malpractice & Product Liability	Auto & Other Negligence	Contracts	Other Circuit Civil	Total
Circuit 1					5,235
Escambia	111	397	1,626	340	2,474
Okaloosa	12	222	694	314	1,242
Santa Rosa	13	85	639	195	932
Walton	3	59	343	182	587
Circuit 2					4,051
Franklin	0	9	38	53	100
Gadsden	1	63	197	129	390
Jefferson	1	12	63	40	116
Leon	45	395	1,067	1,657	3,164
Liberty	1	3	9	36	49
Wakulla	0	7	99	126	232
Circuit 3					1,344
Columbia	13	75	267	182	537
Dixie	0	9	50	22	81
Hamilton	0	8	69	67	144
Lafayette	0	0	7	2	9
Madison	2	23	47	57	129
Suwannee	4	37	149	86	276
Taylor	4	13	69	82	168
Circuit 4					9,713
Clay	9	126	634	192	961
Duval	397	1,659	5,052	1,256	8,364
Nassau	3	49	252	84	388

Circuit Civil ~ Filings

CIRCUIT CIVIL FILINGS, Continued					
by Category and Circuit/County					
FY 2000-01					
Circuit/County	Professional Malpractice & Product Liability	Auto & Other Negligence	Contracts	Other Circuit Civil	Total
Circuit 5					6,111
Citrus	28	94	594	136	852
Hernando	20	143	671	209	1,043
Lake	12	192	1,031	254	1,489
Marion	75	328	1,449	604	2,456
Sumter	1	28	164	78	271
Circuit 6					11,559
Pasco	40	523	1,784	554	2,901
Pinellas	255	1,987	5,388	1,028	8,658
Circuit 7					6,214
Flagler	7	76	269	130	482
Putnam	15	87	324	109	535
St. Johns	18	158	455	285	916
Volusia	90	1,059	2,412	720	4,281
Circuit 8					2,440
Alachua	54	229	832	263	1,378
Baker	0	18	87	117	222
Bradford	3	25	114	81	223
Gilchrist	0	5	82	20	107
Levy	2	23	242	109	376
Union	4	55	40	35	134
Circuit 9					12,708
Orange	704	1,790	6,171	1,880	10,545
Osceola	51	287	1,577	248	2,163

Circuit Civil ~ Filings

CIRCUIT CIVIL FILINGS, Continued					
by Category and Circuit/County					
FY 2000-01					
Circuit/County	Professional Malpractice & Product Liability	Auto & Other Negligence	Contracts	Other Circuit Civil	Total
Circuit 10					7,088
Hardee	0	24	105	74	203
Highlands	6	86	337	179	608
Polk	63	612	2,840	2,762	6,277
Circuit 11					32,843
Dade	3,512	5,709	18,634	4,988	32,843
Circuit 12					4,730
Desoto	2	37	134	68	241
Manatee	18	340	927	355	1,640
Sarasota	75	414	1,667	693	2,849
Circuit 13					10,343
Hillsborough	329	2,632	5,874	1,508	10,343
Circuit 14					2,495
Bay	24	191	803	335	1,353
Calhoun	0	0	24	122	146
Gulf	6	4	67	164	241
Holmes	2	5	51	61	119
Jackson	5	43	185	165	398
Washington	1	51	54	132	238
Circuit 15					13,393
Palm Beach	933	2,776	7,416	2,268	13,393
Circuit 16					1,027
Monroe	15	188	466	358	1,027

Circuit Civil ~ Filings

CIRCUIT CIVIL FILINGS, Continued					
by Category and Circuit/County					
FY 2000-01					
Circuit/County	Professional Malpractice & Product Liability	Auto & Other Negligence	Contracts	Other Circuit Civil	Total
Circuit 17					21,864
Broward	1,104	3,736	12,924	4,100	21,864
Circuit 18					6,465
Brevard	128	659	2,251	689	3,727
Seminole	43	410	1,930	355	2,738
Circuit 19					3,826
Indian River	25	183	439	129	776
Martin	38	175	526	263	1,002
Okeechobee	10	36	190	121	357
St. Lucie	32	357	1,010	292	1,691
Circuit 20					8,326
Charlotte	27	153	806	222	1,208
Collier	48	345	1,174	555	2,122
Glades	0	7	44	30	81
Hendry	1	37	161	33	232
Lee	355	615	3,006	707	4,683
State Total	8,800	30,183	99,102	33,690	171,775

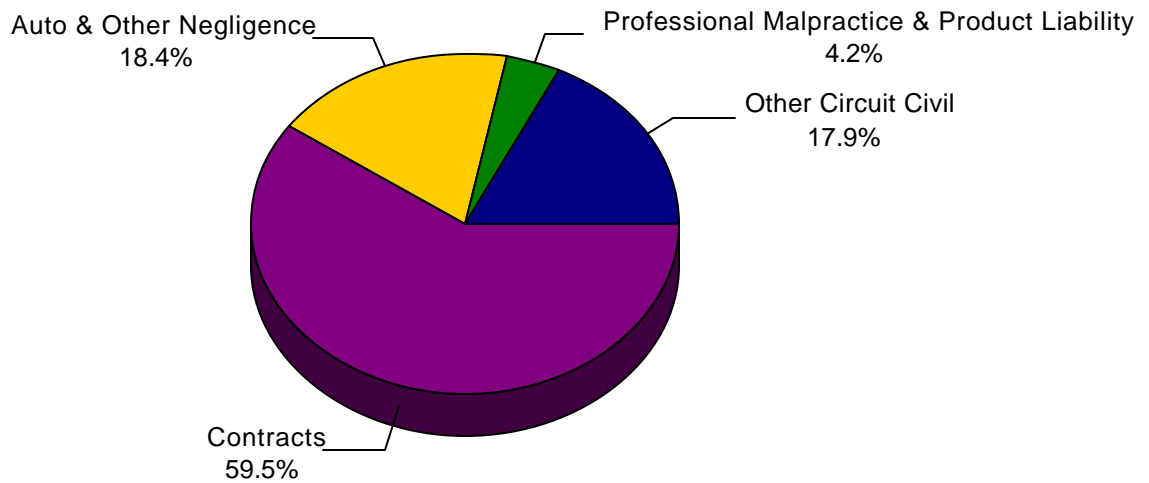
Circuit Civil ~ Dispositions

STATEWIDE CIRCUIT CIVIL DISPOSITIONS													
by Category, Case Type, and Month													
FY 2000-01													
	Jul	Aug	Sep	Oct	Nov	Dec	Jan	Feb	Mar	Apr	May	Jun	Total
Professional Malpractice and Product Liability													6,569
Professional Malpractice	144	162	144	170	179	143	164	165	184	184	177	147	1,963
Product Liability	278	188	583	67	241	111	230	121	1,162	890	497	238	4,606
Auto and Other Negligence													28,974
Auto Negligence	1,370	1,657	1,362	1,445	1,331	1,213	1,509	1,326	1,522	1,409	1,578	1,324	17,046
Other Negligence	916	1,062	990	1,058	998	875	1,042	898	1,086	1,031	1,083	889	11,928
Contracts													93,492
Condominium	43	31	39	37	38	20	32	22	32	36	38	9	377
Contract & Indebtedness	2,070	2,244	2,103	2,134	2,089	1,860	2,219	2,106	2,453	2,306	2,603	2,218	26,405
Real Property & Mortgage Foreclosure	5,341	6,067	5,305	5,456	5,110	4,324	5,368	5,116	6,104	6,056	6,700	5,763	66,710
Other Circuit Civil													28,113
Eminent Domain	87	105	211	119	113	96	95	63	99	100	76	97	1,261
Other	2,215	2,292	2,031	2,311	2,051	1,862	2,275	2,209	2,566	2,275	2,494	2,271	26,852
Total	12,464	13,808	12,768	12,797	12,150	10,504	12,934	12,026	15,208	14,287	15,246	12,956	157,148

Circuit Civil ~ Dispositions

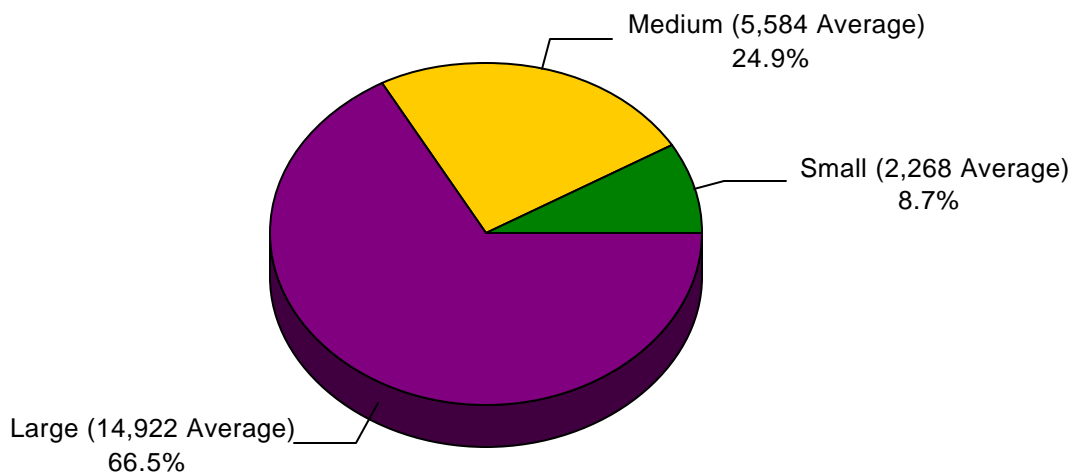
Civil Dispositions by Category

FY 2000-01



Civil Dispositions by Circuit Size*

FY 2000-01



*Small Circuits- 2nd, 3rd, 8th, 14th, 16th, 19th; Medium Circuits- 1st, 5th, 7th, 10th, 12th, 18th, 20th; Large Circuits- 4th, 6th, 9th, 11th, 13th, 15th, 17th (as defined in the Glossary).

Circuit Civil ~ Dispositions

CIRCUIT CIVIL DISPOSITIONS										
by Case Type and Circuit										
FY 2000-01										
Circuit	Professional Malpractice	Product Liability	Auto Negligence	Other Negligence	Condo-minium	Contract & Indebtedness	Real Property & Mortgage Foreclosure	Eminent Domain	Other	Total
1	48	251	482	233	6	818	2,029	52	724	4,643
2	41	6	245	180	0	408	1,015	57	1,724	3,676
3	20	5	95	52	0	71	447	5	398	1,093
4	99	150	889	637	1	1,242	4,113	144	1,119	8,394
5	106	16	479	255	2	647	2,947	39	1,268	5,759
6	104	52	1,507	940	9	2,076	4,808	72	1,277	10,845
7	85	95	856	704	10	680	2,744	135	1,018	6,327
8	44	16	165	174	0	340	853	20	680	2,292
9	171	865	1,090	797	127	1,774	4,903	50	1,742	11,519
10	50	6	469	261	1	585	2,748	10	1,074	5,204
11	336	923	2,863	2,615	175	5,430	12,262	38	4,312	28,954
12	65	11	477	237	14	780	1,626	14	881	4,105
13	143	755	1,581	758	0	1,526	3,983	46	1,297	10,089
14	9	11	135	79	7	213	757	9	720	1,940
15	171	271	1,541	1,020	3	2,474	4,785	256	1,520	12,041
16	13	0	92	126	2	122	276	0	262	893
17	249	1,084	2,219	1,787	11	4,387	8,754	31	4,088	22,610
18	90	12	596	345	4	899	2,855	76	742	5,619
19	54	8	485	290	2	557	1,592	21	703	3,712
20	65	69	780	438	3	1,376	3,213	186	1,303	7,433
Total	1,963	4,606	17,046	11,928	377	26,405	66,710	1,261	26,852	157,148

Circuit Civil ~ Dispositions

CIRCUIT CIVIL DISPOSITIONS					
by Category and Circuit/County					
FY 2000-01					
Circuit/County	Professional Malpractice & Product Liability	Auto & Other Negligence	Contracts	Other Circuit Civil	Total
Circuit 1					4,643
Escambia	277	353	1,411	300	2,341
Okaloosa	10	230	607	203	1,050
Santa Rosa	8	80	549	124	761
Walton	4	52	286	149	491
Circuit 2					3,676
Franklin	0	13	44	34	91
Gadsden	2	61	161	114	338
Jefferson	0	12	50	37	99
Leon	45	333	1,077	1,450	2,905
Liberty	0	1	13	26	40
Wakulla	0	5	78	120	203
Circuit 3					1,093
Columbia	7	69	161	106	343
Dixie	0	8	46	20	74
Hamilton	0	4	33	44	81
Lafayette	1	0	5	2	8
Madison	0	16	36	68	120
Suwannee	3	35	156	79	273
Taylor	14	15	81	84	194
Circuit 4					8,394
Clay	6	94	592	153	845
Duval	243	1,386	4,581	1,031	7,241
Nassau	0	46	183	79	308

Circuit Civil ~ Dispositions

CIRCUIT CIVIL DISPOSITIONS, Continued					
by Category and Circuit/County					
FY 2000-01					
Circuit/County	Professional Malpractice & Product Liability	Auto & Other Negligence	Contracts	Other Circuit Civil	Total
Circuit 5					5,759
Citrus	15	115	521	100	751
Hernando	22	129	585	190	926
Lake	22	135	942	276	1,375
Marion	63	320	1,428	673	2,484
Sumter	0	35	120	68	223
Circuit 6					10,845
Pasco	22	460	1,628	412	2,522
Pinellas	134	1,987	5,265	937	8,323
Circuit 7					6,327
Flagler	20	76	194	104	394
Putnam	9	80	283	105	477
St. Johns	12	110	439	242	803
Volusia	139	1,294	2,518	702	4,653
Circuit 8					2,292
Alachua	54	201	692	262	1,209
Baker	0	19	67	124	210
Bradford	3	19	101	170	293
Gilchrist	0	3	72	20	95
Levy	2	12	236	86	336
Union	1	85	25	38	149
Circuit 9					11,519
Orange	979	1,633	5,389	1,503	9,504
Osceola	57	254	1,415	289	2,015

Circuit Civil ~ Dispositions

CIRCUIT CIVIL DISPOSITIONS, Continued					
by Category and Circuit/County					
FY 2000-01					
Circuit/County	Professional Malpractice & Product Liability	Auto & Other Negligence	Contracts	Other Circuit Civil	Total
Circuit 10					5,204
Hardee	1	23	85	76	185
Highlands	8	119	407	174	708
Polk	47	588	2,842	834	4,311
Circuit 11					28,954
Dade	1,259	5,478	17,867	4,350	28,954
Circuit 12					4,105
Desoto	4	19	43	51	117
Manatee	21	284	841	241	1,387
Sarasota	51	411	1,536	603	2,601
Circuit 13					10,089
Hillsborough	898	2,339	5,509	1,343	10,089
Circuit 14					1,940
Bay	12	150	673	252	1,087
Calhoun	0	0	26	63	89
Gulf	3	4	52	158	217
Holmes	1	5	50	51	107
Jackson	4	43	147	133	327
Washington	0	12	29	72	113
Circuit 15					12,041
Palm Beach	442	2,561	7,262	1,776	12,041
Circuit 16					893
Monroe	13	218	400	262	893

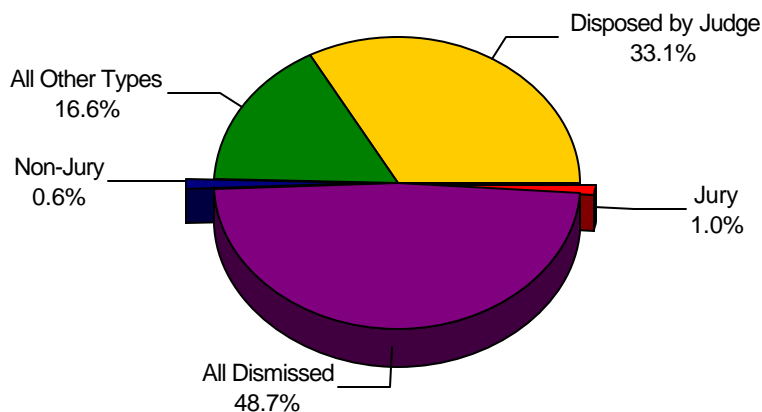
Circuit Civil ~ Dispositions

CIRCUIT CIVIL DISPOSITIONS, Continued					
by Category and Circuit/County					
FY 2000-01					
Circuit/County	Professional Malpractice & Product Liability	Auto & Other Negligence	Contracts	Other Circuit Civil	Total
Circuit 17					22,610
Broward	1,333	4,006	13,152	4,119	22,610
Circuit 18					5,619
Brevard	66	587	1,932	485	3,070
Seminole	36	354	1,826	333	2,549
Circuit 19					3,712
Indian River	17	187	455	132	791
Martin	20	184	517	245	966
Okeechobee	5	17	152	71	245
St. Lucie	20	387	1,027	276	1,710
Circuit 20					7,433
Charlotte	15	169	626	343	1,153
Collier	30	311	1,093	458	1,892
Glades	0	3	31	21	55
Hendry	0	14	112	21	147
Lee	89	721	2,730	646	4,186
State Total	6,569	28,974	93,492	28,113	157,148

Circuit Civil ~ Dispositions

CIRCUIT CIVIL DISPOSITIONS										
by Case Type and Disposition Type										
FY 2000-01										
Disposition Type	Professional Malpractice	Product Liability	Auto Negligence	Other Negligence	Condo-minium	Contract & Indebtedness	Real Property & Mortgage Foreclosure	Eminent Domain	Other	Total
Dismissed Before Hearing	360	2,332	5,679	2,763	125	6,878	18,649	115	6,282	43,183
Dismissed After Hearing	898	445	7,345	5,833	76	7,149	6,018	125	5,496	33,385
Disposed by Default	6	1	255	124	94	3,111	9,170	5	1,583	14,349
Disposed by Judge (No Trial)	392	1,291	2,370	1,967	67	6,341	30,044	972	8,526	51,970
Disposed by Non-Jury	10	0	61	39	1	326	231	4	273	945
Disposed by Jury	98	19	592	406	0	205	48	12	143	1,523
Other	199	518	744	796	14	2,395	2,550	28	4,549	11,793
Total	1,963	4,606	17,046	11,928	377	26,405	66,710	1,261	26,852	157,148

Civil Dispositions
by Disposition Type for FY 2000-01



Circuit Civil ~ Dispositions

CIVIL JURY TRIAL RATES			
by Circuit			
FY 2000-01			
Circuit	Disposed by Jury	Total Dispositions	Jury Trial Rates
First (Pensacola)	33	4,643	0.7%
Second (Tallahassee)	26	3,676	0.7%
Third (Lake City)	6	1,093	0.5%
Fourth (Jacksonville)	60	8,394	0.7%
Fifth (Tavares)	17	5,759	0.3%
Sixth (Clearwater)	99	10,845	0.9%
Seventh (Daytona Beach)	53	6,327	0.8%
Eighth (Gainesville)	33	2,292	1.4%
Ninth (Orlando)	45	11,519	0.4%
Tenth (Bartow)	35	5,204	0.7%
Eleventh (Miami)	330	28,954	1.1%
Twelfth (Sarasota)	26	4,105	0.6%
Thirteenth (Tampa)	98	10,089	1.0%
Fourteenth (Panama City)	11	1,940	0.6%
Fifteenth (West Palm Beach)	211	12,041	1.8%
Sixteenth (Key West)	12	893	1.3%
Seventeenth (Ft. Lauderdale)	330	22,610	1.5%
Eighteenth (Sanford)	38	5,619	0.7%
Nineteenth (Ft. Pierce)	48	3,712	1.3%
Twentieth (Ft. Myers)	12	7,433	0.2%
Total	1,523	157,148	1.0%

Circuit Civil ~ Special Proceedings

The Circuit Civil division also includes special proceedings such as reopenings and appeals filed from county court. **These data are provided by the 67 clerks of court. However, special proceedings data are not audited for accuracy by the OSCA.**

Reopening - A reopening occurs when a case that has previously been reported as disposed is resubmitted to the court through a motion or petition.

Appeal Filed From County Court - An appeal filed from county court is a request that a case be removed from the county court and sent to the circuit court in order for the case to be reviewed.

CIRCUIT CIVIL SPECIAL PROCEEDINGS			
by Circuit			
FY 2000-01			
Circuit	Reopenings	Appeals Filed From County Court	Total
First (Pensacola)	844	27	871
Second (Tallahassee)	472	34	506
Third (Lake City)	63	14	77
Fourth (Jacksonville)	3,109	70	3,179
Fifth (Tavares)	1,367	44	1,411
Sixth (Clearwater)	3,006	82	3,088
Seventh (Daytona Beach)	1,182	43	1,225
Eighth (Gainesville)	901	15	916
Ninth (Orlando)	4,156	93	4,249
Tenth (Bartow)	88	92	180
Eleventh (Miami)	12,152	106	12,258
Twelfth (Sarasota)	1,907	28	1,935
Thirteenth (Tampa)	3,429	85	3,514
Fourteenth (Panama City)	225	14	239
Fifteenth (West Palm Beach)	3,872	84	3,956
Sixteenth (Key West)	108	10	118
Seventeenth (Ft. Lauderdale)	16,140	133	16,273
Eighteenth (Sanford)	2,156	96	2,252
Nineteenth (Ft. Pierce)	114	36	150
Twentieth (Ft. Myers)	1,997	28	2,025
Total	57,288	1,134	58,422