

## Circuit Probate ~ Overview

The Circuit Probate division includes probate cases which are divided into the following categories: probate & other probate and trust & guardianship. Within these categories are the following case types:

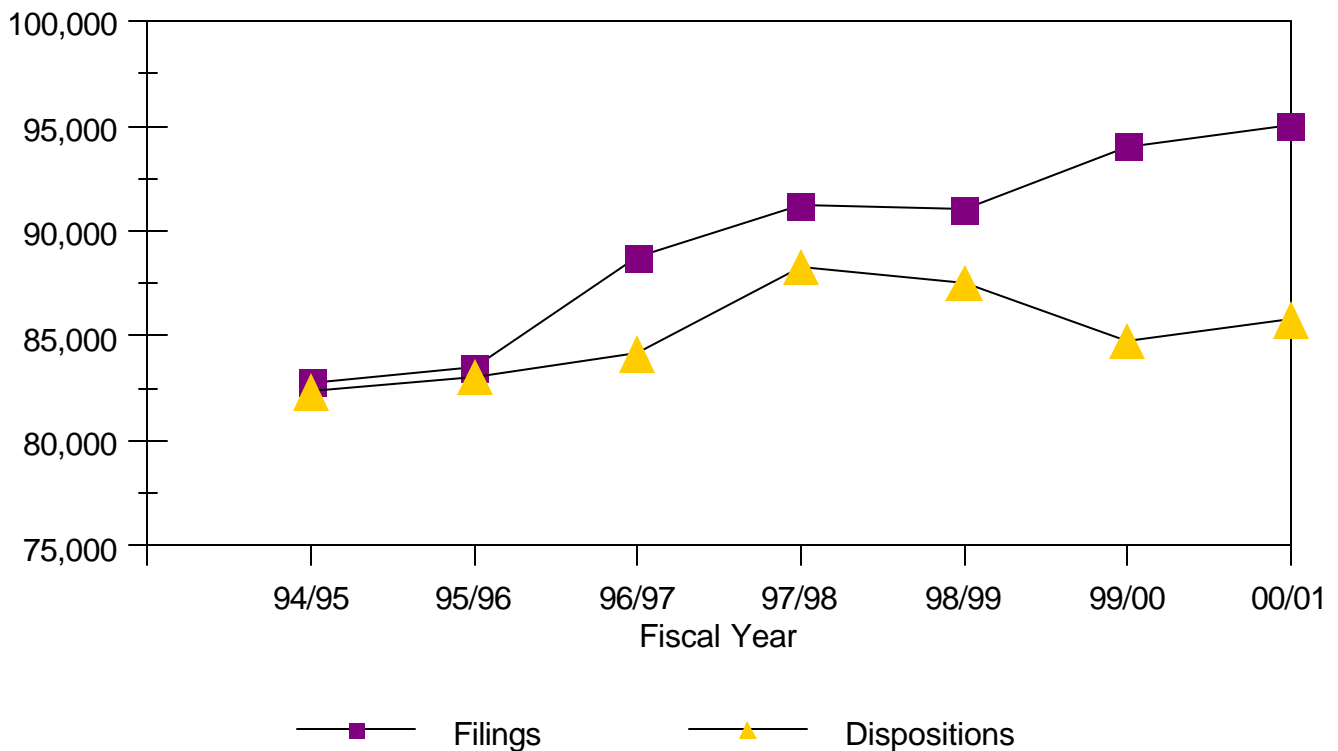
**Probate & Other Probate** - probate, Baker Act, substance abuse, and other social cases

**Trust & Guardianship** - guardianship and trust

In the Circuit Probate division, *filings* are defined as each petition filed. *Dispositions* are defined as each petition disposed.

### Probate Filings and Dispositions

FY 1994-95 to FY 2000-01



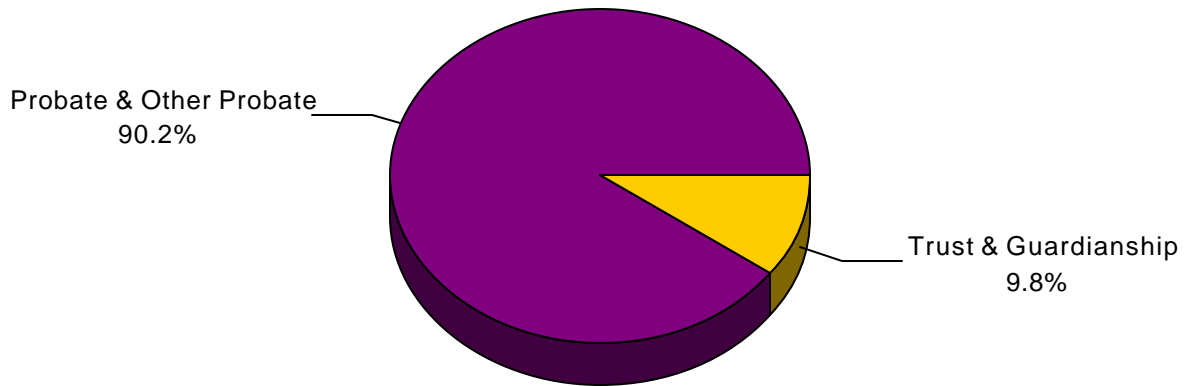
## *Circuit Probate ~ Filings*

### STATEWIDE CIRCUIT PROBATE FILINGS by Category, Case Type, and Month FY 2000-01

	Jul	Aug	Sep	Oct	Nov	Dec	Jan	Feb	Mar	Apr	May	Jun	Total
<b>Probate &amp; Other Probate</b>													<b>85,720</b>
Probate	4,180	5,044	4,372	4,660	4,285	4,145	4,578	4,744	5,137	4,758	5,100	4,735	55,738
Baker Act	1,566	1,839	1,718	1,711	1,574	1,585	1,839	1,732	1,844	1,908	1,819	1,705	20,840
Substance Abuse	318	378	337	409	355	291	411	374	452	457	468	428	4,678
Other Social Cases	334	354	344	400	307	306	355	394	407	409	446	408	4,464
<b>Trust &amp; Guardianship</b>													<b>9,300</b>
Guardianship	601	765	676	714	673	560	626	700	692	748	788	717	8,260
Trust	74	109	98	107	104	98	82	93	55	68	76	76	1,040
<b>Total</b>	<b>7,073</b>	<b>8,489</b>	<b>7,545</b>	<b>8,001</b>	<b>7,298</b>	<b>6,985</b>	<b>7,891</b>	<b>8,037</b>	<b>8,587</b>	<b>8,348</b>	<b>8,697</b>	<b>8,069</b>	<b>95,020</b>

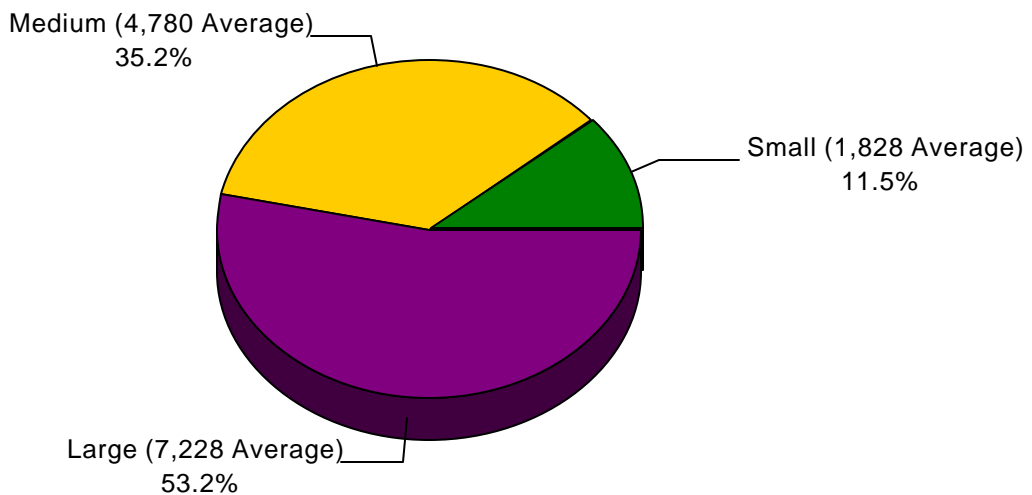
**Probate Filings by Category**

FY 2000-01



**Probate Filings by Circuit Size\***

FY 2000-01



\*Small Circuits- 2nd, 3rd, 8th, 14th, 16th, 19th; Medium Circuits- 1st, 5th, 7th, 10th, 12th, 18th, 20th; Large Circuits- 4th, 6th, 9th, 11th, 13th, 15th, 17th (as defined in the Glossary).

## *Circuit Probate ~ Filings*

<b>CIRCUIT PROBATE FILINGS</b>							
<b>by Case Type and Circuit</b>							
<b>FY 2000-01</b>							
<b>Circuit</b>	<b>Probate</b>	<b>Baker Act</b>	<b>Substance Abuse</b>	<b>Other Social Cases</b>	<b>Guardianship</b>	<b>Trust</b>	<b>Total</b>
1	1,838	941	71	123	274	80	3,327
2	1,018	713	47	228	230	0	2,236
3	657	170	134	20	108	6	1,095
4	2,329	837	591	185	432	6	4,380
5	3,576	873	65	216	459	85	5,274
6	6,146	2,505	56	380	714	202	10,003
7	3,034	788	286	82	299	75	4,564
8	903	697	91	72	150	9	1,922
9	2,273	796	142	198	393	11	3,813
10	2,127	1,118	148	109	273	17	3,792
11	4,272	2,950	461	796	1,001	55	9,535
12	4,367	812	3	261	732	24	6,199
13	2,477	1,586	248	377	495	44	5,227
14	944	424	110	37	101	0	1,616
15	4,854	785	825	363	617	169	7,613
16	351	97	28	8	31	3	518
17	5,676	2,635	481	439	708	86	10,025
18	2,247	670	322	175	393	27	3,834
19	2,147	706	307	94	238	86	3,578
20	4,502	737	262	301	612	55	6,469
<b>Total</b>	<b>55,738</b>	<b>20,840</b>	<b>4,678</b>	<b>4,464</b>	<b>8,260</b>	<b>1,040</b>	<b>95,020</b>

## *Circuit Probate ~ Filings*

<b>CIRCUIT PROBATE FILINGS</b>			
<b>by Category and Circuit/County</b>			
<b>FY 2000-01</b>			
Circuit/County	Probate & Other Probate	Trust & Guardianship	Total
<b>Circuit 1</b>			<b>3,327</b>
Escambia	1,536	156	1,692
Okaloosa	749	129	878
Santa Rosa	415	46	461
Walton	273	23	296
<b>Circuit 2</b>			<b>2,236</b>
Franklin	72	9	81
Gadsden	420	46	466
Jefferson	91	19	110
Leon	1,266	147	1,413
Liberty	35	4	39
Wakulla	122	5	127
<b>Circuit 3</b>			<b>1,095</b>
Columbia	411	33	444
Dixie	51	5	56
Hamilton	43	10	53
Lafayette	27	5	32
Madison	132	12	144
Suwannee	180	39	219
Taylor	137	10	147
<b>Circuit 4</b>			<b>4,380</b>
Clay	202	45	247
Duval	3,533	361	3,894
Nassau	207	32	239

## *Circuit Probate ~ Filings*

<b>CIRCUIT PROBATE FILINGS, Continued</b>			
<b>by Category and Circuit/County</b>			
<b>FY 2000-01</b>			
Circuit/County	Probate & Other Probate	Trust & Guardianship	Total
<b>Circuit 5</b>			<b>5,274</b>
Citrus	810	72	882
Hernando	1,097	187	1,284
Lake	1,218	95	1,313
Marion	1,364	160	1,524
Sumter	241	30	271
<b>Circuit 6</b>			<b>10,003</b>
Pasco	2,653	298	2,951
Pinellas	6,434	618	7,052
<b>Circuit 7</b>			<b>4,564</b>
Flagler	360	37	397
Putnam	337	29	366
St. Johns	568	113	681
Volusia	2,925	195	3,120
<b>Circuit 8</b>			<b>1,922</b>
Alachua	1,185	98	1,283
Baker	176	15	191
Bradford	97	22	119
Gilchrist	54	6	60
Levy	209	13	222
Union	42	5	47
<b>Circuit 9</b>			<b>3,813</b>
Orange	2,788	300	3,088
Osceola	621	104	725

## *Circuit Probate ~ Filings*

<b>CIRCUIT PROBATE FILINGS, Continued</b>			
<b>by Category and Circuit/County</b>			
<b>FY 2000-01</b>			
Circuit/County	Probate & Other Probate	Trust & Guardianship	Total
<b>Circuit 10</b>			<b>3,792</b>
Hardee	86	10	96
Highlands	778	70	848
Polk	2,638	210	2,848
<b>Circuit 11</b>			<b>9,535</b>
Dade	8,479	1,056	9,535
<b>Circuit 12</b>			<b>6,199</b>
Desoto	125	21	146
Manatee	1,641	151	1,792
Sarasota	3,677	584	4,261
<b>Circuit 13</b>			<b>5,227</b>
Hillsborough	4,688	539	5,227
<b>Circuit 14</b>			<b>1,616</b>
Bay	942	46	988
Calhoun	52	6	58
Gulf	68	9	77
Holmes	99	0	99
Jackson	243	30	273
Washington	111	10	121
<b>Circuit 15</b>			<b>7,613</b>
Palm Beach	6,827	786	7,613
<b>Circuit 16</b>			<b>518</b>
Monroe	484	34	518

## *Circuit Probate ~ Filings*

<b>CIRCUIT PROBATE FILINGS, Continued</b>			
<b>by Category and Circuit/County</b>			
<b>FY 2000-01</b>			
<b>Circuit/County</b>	<b>Probate &amp; Other Probate</b>	<b>Trust &amp; Guardianship</b>	<b>Total</b>
<b>Circuit 17</b>			<b>10,025</b>
Broward	9,231	794	10,025
<b>Circuit 18</b>			<b>3,834</b>
Brevard	2,274	262	2,536
Seminole	1,140	158	1,298
<b>Circuit 19</b>			<b>3,578</b>
Indian River	853	77	930
Martin	823	60	883
Okeechobee	178	11	189
St. Lucie	1,400	176	1,576
<b>Circuit 20</b>			<b>6,469</b>
Charlotte	1,296	135	1,431
Collier	1,658	184	1,842
Glades	38	5	43
Hendry	92	25	117
Lee	2,718	318	3,036
<b>State Total</b>	<b>85,720</b>	<b>9,300</b>	<b>95,020</b>



## *Circuit Probate ~ Dispositions*

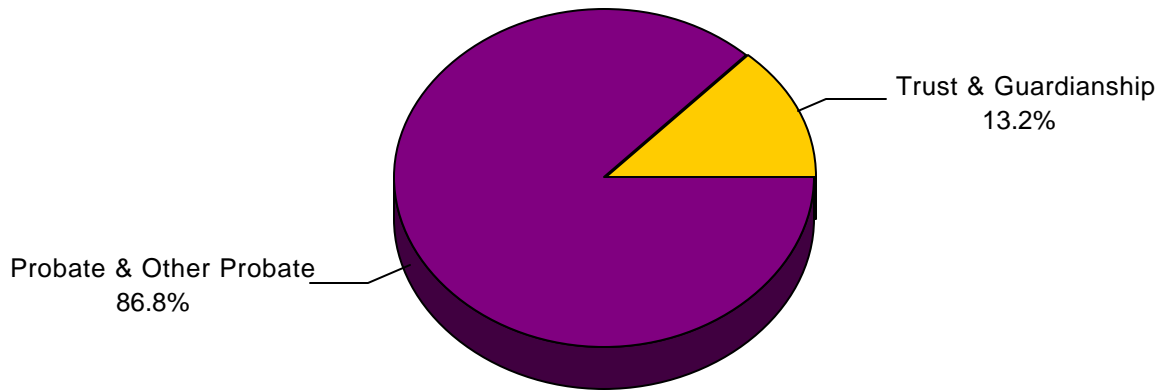
### STATEWIDE CIRCUIT PROBATE DISPOSITIONS by Category, Case Type, and Month FY 2000-01

	Jul	Aug	Sep	Oct	Nov	Dec	Jan	Feb	Mar	Apr	May	Jun	Total
<b>Probate &amp; Other Probate</b>													<b>74,453</b>
Probate	4,127	4,468	3,978	4,260	3,944	3,304	4,212	3,688	4,281	4,157	4,830	4,239	49,488
Baker Act	1,309	1,604	1,445	1,392	1,362	1,249	1,331	1,421	1,504	1,452	1,435	1,440	16,944
Substance Abuse	316	395	306	368	342	283	353	304	356	369	429	439	4,260
Other Social Cases	358	303	251	315	290	261	281	269	339	310	353	431	3,761
<b>Trust &amp; Guardianship</b>													<b>11,329</b>
Guardianship	865	1,046	841	1,028	776	729	818	739	881	843	921	1,166	10,653
Trust	53	51	44	69	61	49	54	61	46	44	58	86	676
<b>Total</b>	<b>7,028</b>	<b>7,867</b>	<b>6,865</b>	<b>7,432</b>	<b>6,775</b>	<b>5,875</b>	<b>7,049</b>	<b>6,482</b>	<b>7,407</b>	<b>7,175</b>	<b>8,026</b>	<b>7,801</b>	<b>85,782</b>

# Circuit Probate ~ Dispositions

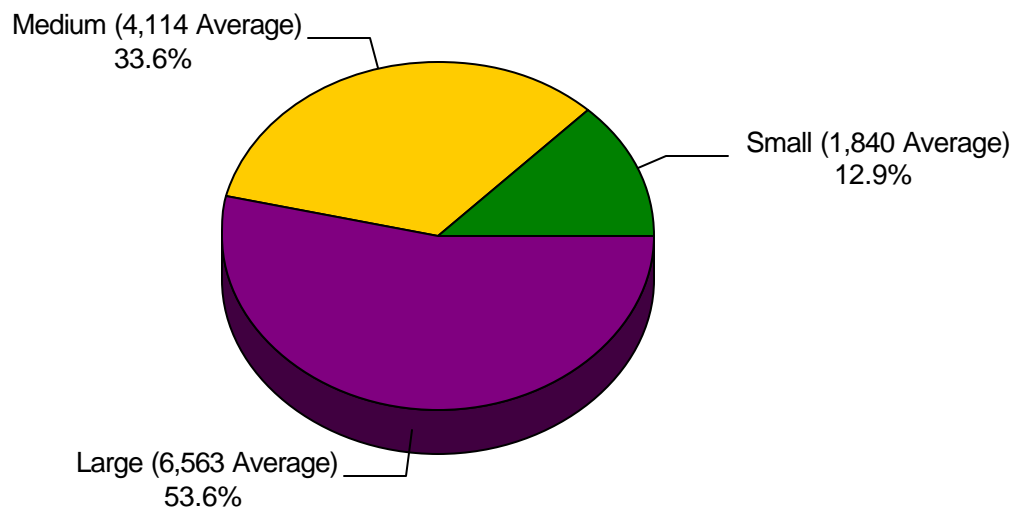
## Probate Dispositions by Category

FY 2000-01



## Probate Dispositions by Circuit Size\*

FY 2000-01



\*Small Circuits- 2nd, 3rd, 8th, 14th, 16th, 19th; Medium Circuits- 1st, 5th, 7th, 10th, 12th, 18th, 20th; Large Circuits- 4th, 6th, 9th, 11th, 13th, 15th, 17th (as defined in the Glossary).

## *Circuit Probate ~ Dispositions*

<b>CIRCUIT PROBATE DISPOSITIONS</b> by Case Type and Circuit FY 2000-01							
<b>Circuit</b>	<b>Probate</b>	<b>Baker Act</b>	<b>Substance Abuse</b>	<b>Other Social Cases</b>	<b>Guardianship</b>	<b>Trust</b>	<b>Total</b>
1	1,795	746	67	126	289	33	3,056
2	893	704	43	223	183	0	2,046
3	588	167	122	6	77	4	964
4	2,133	812	589	155	349	0	4,038
5	3,412	572	73	157	346	23	4,583
6	6,100	2,459	58	447	846	60	9,970
7	3,047	729	272	94	275	15	4,432
8	787	763	90	62	114	5	1,821
9	2,063	796	137	202	429	1	3,628
10	2,034	583	206	111	249	16	3,199
11	4,110	2,053	349	430	1,166	22	8,130
12	2,843	644	3	252	519	58	4,319
13	2,549	1,589	266	377	848	46	5,675
14	692	398	108	22	63	4	1,287
15	4,664	678	773	304	462	111	6,992
16	375	95	33	7	38	1	549
17	2,552	1,190	284	309	3,014	157	7,506
18	1,926	654	260	129	380	10	3,359
19	2,821	629	280	70	496	79	4,375
20	4,104	683	247	278	510	31	5,853
<b>Total</b>	<b>49,488</b>	<b>16,944</b>	<b>4,260</b>	<b>3,761</b>	<b>10,653</b>	<b>676</b>	<b>85,782</b>

## *Circuit Probate ~ Dispositions*

<b>CIRCUIT PROBATE DISPOSITIONS</b>			
<b>by Category and Circuit/County</b>			
<b>FY 2000-01</b>			
Circuit/County	Probate & Other Probate	Trust & Guardianship	Total
<b>Circuit 1</b>			<b>3,056</b>
Escambia	1,477	172	1,649
Okaloosa	593	73	666
Santa Rosa	392	62	454
Walton	272	15	287
<b>Circuit 2</b>			<b>2,046</b>
Franklin	43	1	44
Gadsden	437	28	465
Jefferson	68	12	80
Leon	1,195	141	1,336
Liberty	25	0	25
Wakulla	95	1	96
<b>Circuit 3</b>			<b>964</b>
Columbia	366	16	382
Dixie	42	8	50
Hamilton	33	7	40
Lafayette	3	0	3
Madison	115	8	123
Suwannee	183	34	217
Taylor	141	8	149
<b>Circuit 4</b>			<b>4,038</b>
Clay	155	39	194
Duval	3,328	297	3,625
Nassau	206	13	219

## *Circuit Probate ~ Dispositions*

<b>CIRCUIT PROBATE DISPOSITIONS, Continued</b>			
<b>by Category and Circuit/County</b>			
<b>FY 2000-01</b>			
<b>Circuit/County</b>	<b>Probate &amp; Other Probate</b>	<b>Trust &amp; Guardianship</b>	<b>Total</b>
<b>Circuit 5</b>			<b>4,583</b>
Citrus	848	52	900
Hernando	735	61	796
Lake	1,137	92	1,229
Marion	1,290	142	1,432
Sumter	204	22	226
<b>Circuit 6</b>			<b>9,970</b>
Pasco	2,791	394	3,185
Pinellas	6,273	512	6,785
<b>Circuit 7</b>			<b>4,432</b>
Flagler	308	6	314
Putnam	308	23	331
St. Johns	463	47	510
Volusia	3,063	214	3,277
<b>Circuit 8</b>			<b>1,821</b>
Alachua	1,150	78	1,228
Baker	247	9	256
Bradford	85	10	95
Gilchrist	16	0	16
Levy	159	16	175
Union	45	6	51
<b>Circuit 9</b>			<b>3,628</b>
Orange	2,584	285	2,869
Osceola	614	145	759

## *Circuit Probate ~ Dispositions*

<b>CIRCUIT PROBATE DISPOSITIONS, Continued</b>			
<b>by Category and Circuit/County</b>			
<b>FY 2000-01</b>			
Circuit/County	Probate & Other Probate	Trust & Guardianship	Total
<b>Circuit 10</b>			<b>3,199</b>
Hardee	55	5	60
Highlands	793	69	862
Polk	2,086	191	2,277
<b>Circuit 11</b>			<b>8,130</b>
Dade	6,942	1,188	8,130
<b>Circuit 12</b>			<b>4,319</b>
Desoto	22	3	25
Manatee	1,362	198	1,560
Sarasota	2,358	376	2,734
<b>Circuit 13</b>			<b>5,675</b>
Hillsborough	4,781	894	5,675
<b>Circuit 14</b>			<b>1,287</b>
Bay	892	43	935
Calhoun	29	1	30
Gulf	20	5	25
Holmes	58	1	59
Jackson	140	9	149
Washington	81	8	89
<b>Circuit 15</b>			<b>6,992</b>
Palm Beach	6,419	573	6,992
<b>Circuit 16</b>			<b>549</b>
Monroe	510	39	549

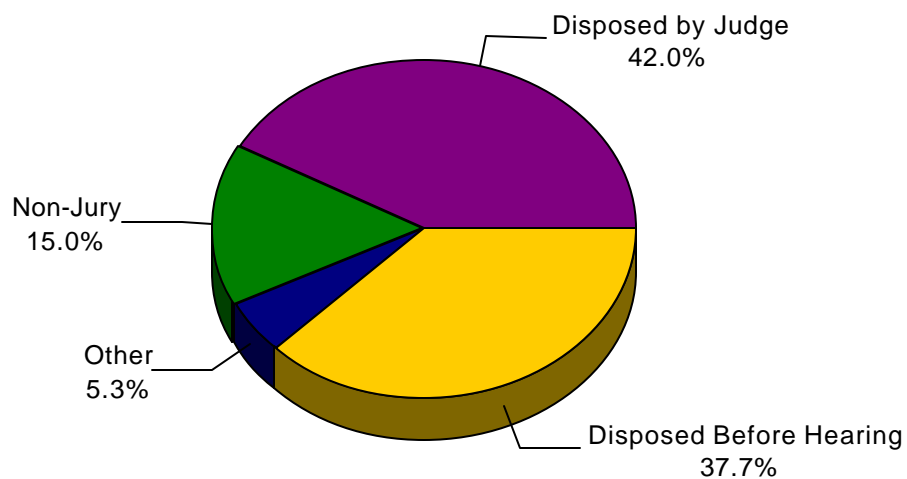
## *Circuit Probate ~ Dispositions*

<b>CIRCUIT PROBATE DISPOSITIONS, Continued</b>			
<b>by Category and Circuit/County</b>			
<b>FY 2000-01</b>			
<b>Circuit/County</b>	<b>Probate &amp; Other Probate</b>	<b>Trust &amp; Guardianship</b>	<b>Total</b>
<b>Circuit 17</b>			<b>7,506</b>
Broward	4,335	3,171	7,506
<b>Circuit 18</b>			<b>3,359</b>
Brevard	1,970	197	2,167
Seminole	999	193	1,192
<b>Circuit 19</b>			<b>4,375</b>
Indian River	947	79	1,026
Martin	1,194	293	1,487
Okeechobee	241	20	261
St. Lucie	1,418	183	1,601
<b>Circuit 20</b>			<b>5,853</b>
Charlotte	1,234	115	1,349
Collier	1,597	157	1,754
Glades	22	8	30
Hendry	77	10	87
Lee	2,382	251	2,633
<b>State Total</b>	<b>74,453</b>	<b>11,329</b>	<b>85,782</b>

## *Circuit Probate ~ Dispositions*

<b>CIRCUIT PROBATE DISPOSITIONS</b>							
<b>by Case Type and Disposition Type</b>							
<b>FY 2000-01</b>							
<b>Disposition Type</b>	<b>Probate</b>	<b>Baker Act</b>	<b>Substance Abuse</b>	<b>Other Social Cases</b>	<b>Guardianship</b>	<b>Trust</b>	<b>Total</b>
<b>Disposed Before Hearing</b>	21,788	7,466	886	595	1,333	311	32,379
<b>Disposed by Judge (No Trial)</b>	25,198	3,655	1,903	1,192	3,937	149	36,034
<b>Disposed by Non-Jury</b>	989	5,431	1,403	1,855	3,133	17	12,828
<b>Other</b>	1,513	392	68	119	2,250	199	4,541
<b>Total</b>	<b>49,488</b>	<b>16,944</b>	<b>4,260</b>	<b>3,761</b>	<b>10,653</b>	<b>676</b>	<b>85,782</b>

**Probate Dispositions**  
by Disposition Type for FY 2000-01





## *Circuit Probate ~ Special Proceedings*

The Circuit Probate division also involves special proceedings in the form of reopenings. **These data are provided by the 67 clerks of court. However, special proceedings data are not audited for accuracy by the OSCA.**

**Reopening** - A reopening occurs when a case that has previously been reported as disposed is resubmitted to the court through a motion or petition.

<b>CIRCUIT PROBATE SPECIAL PROCEEDINGS</b>	
<b>by Circuit</b>	
<b>FY 2000-01</b>	
<b>Circuit</b>	<b>Reopenings</b>
First (Pensacola)	2,537
Second (Tallahassee)	531
Third (Lake City)	119
Fourth (Jacksonville)	2,032
Fifth (Tavares)	2,078
Sixth (Clearwater)	9,029
Seventh (Daytona Beach)	1,590
Eighth (Gainesville)	638
Ninth (Orlando)	4,733
Tenth (Bartow)	2,356
Eleventh (Miami)	20,464
Twelfth (Sarasota)	1,613
Thirteenth (Tampa)	4,572
Fourteenth (Panama City)	84
Fifteenth (West Palm Beach)	7,223
Sixteenth (Key West)	60
Seventeenth (Ft. Lauderdale)	20,850
Eighteenth (Sanford)	1,202
Nineteenth (Ft. Pierce)	2,957
Twentieth (Ft. Myers)	3,220
<b>Total</b>	<b>87,888</b>

- This page intentionally left blank -