

Circuit Juvenile ~ Overview

The Circuit Juvenile division includes juvenile cases which are divided into the following categories: delinquency and dependency. Within these categories are the following case types:

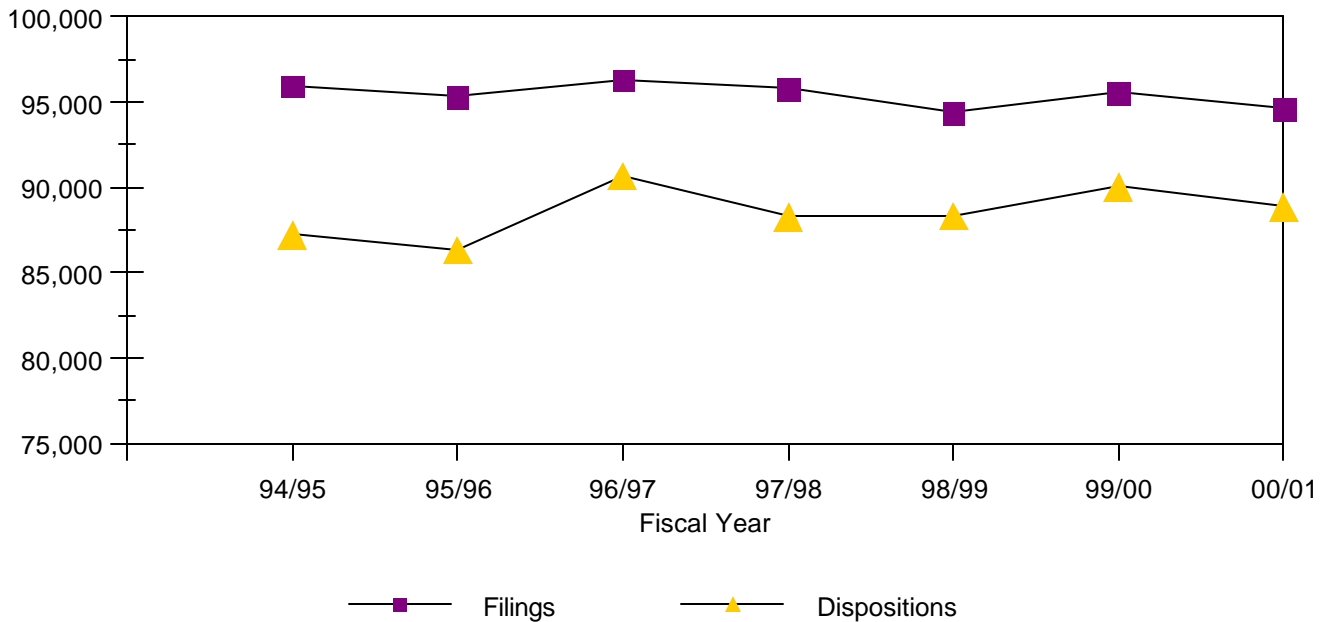
Delinquency - delinquency

Dependency - dependency and termination of parental rights (TPR)

In the Circuit Juvenile division, *delinquency filings* are defined as each juvenile against whom a petition is filed. *Dependency filings* are defined as each petition filed for dependency or TPR. *Delinquency dispositions* are defined as each juvenile against whom a petition for delinquency is disposed as to all charges. *Dependency dispositions* are defined as each dependency petition disposed where an adjudicatory trial is held. It should also be noted that the number of dispositions in TPR cases is not collected as a part of the Summary Reporting System.

Juvenile Filings & Dispositions*

FY 1994-95 to FY 2000-01



*TPR filings and dispositions are not included.

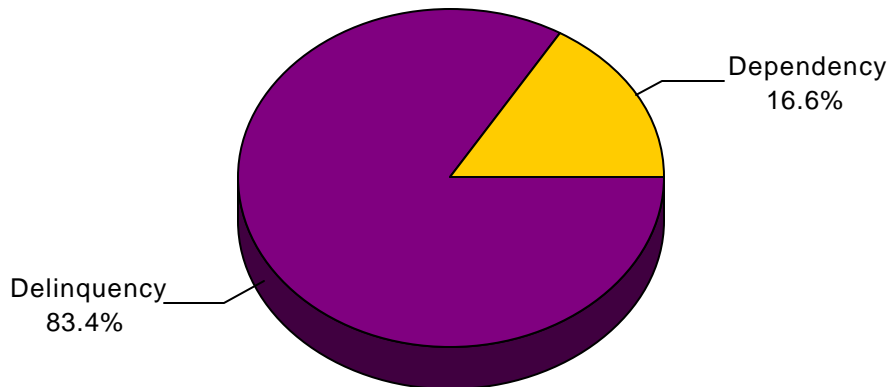
Circuit Juvenile ~ Filings

STATEWIDE CIRCUIT JUVENILE FILINGS													
by Category, Case Type, and Month													
FY 2000-01													
	Jul	Aug	Sep	Oct	Nov	Dec	Jan	Feb	Mar	Apr	May	Jun	Total
Delinquency													81,763
Delinquency	6,146	6,949	6,321	6,784	6,463	6,358	6,913	6,728	7,609	6,801	7,563	7,128	81,763
Dependency													16,244
Dependency	994	1,121	927	1,147	969	934	1,239	1,083	1,165	1,079	1,143	1,056	12,857
Termination of Parental Rights	224	313	212	314	296	237	317	317	284	328	297	248	3,387
Total	7,364	8,383	7,460	8,245	7,728	7,529	8,469	8,128	9,058	8,208	9,003	8,432	98,007

Circuit Juvenile ~ Filings

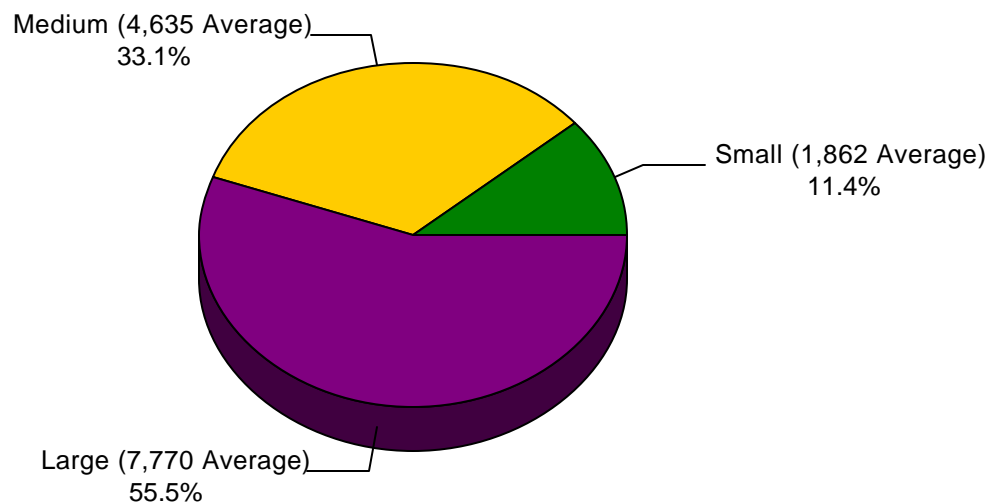
Juvenile Filings by Category

FY 2000-01



Juvenile Filings by Circuit Size*

FY 2000-01



*Small Circuits- 2nd, 3rd, 8th, 14th, 16th, 19th; Medium Circuits- 1st, 5th, 7th, 10th, 12th, 18th, 20th; Large Circuits- 4th, 6th, 9th, 11th, 13th, 15th, 17th (as defined in the Glossary).

Circuit Juvenile ~ Filings

CIRCUIT JUVENILE FILINGS				
by Case Type and Circuit				
FY 2000-01				
Circuit	Delinquency	Dependency	Termination of Parental Rights	Total
First (Pensacola)	3,636	741	98	4,475
Second (Tallahassee)	2,004	411	35	2,450
Third (Lake City)	902	204	38	1,144
Fourth (Jacksonville)	3,666	880	188	4,734
Fifth (Tavares)	3,838	955	114	4,907
Sixth (Clearwater)	6,852	850	289	7,991
Seventh (Daytona Beach)	3,952	504	196	4,652
Eighth (Gainesville)	1,893	330	109	2,332
Ninth (Orlando)	8,895	972	299	10,166
Tenth (Bartow)	4,230	949	214	5,393
Eleventh (Miami)	9,487	700	668	10,855
Twelfth (Sarasota)	2,683	426	147	3,256
Thirteenth (Tampa)	5,281	1,568	251	7,100
Fourteenth (Panama City)	1,361	313	16	1,690
Fifteenth (West Palm Beach)	3,939	504	151	4,594
Sixteenth (Key West)	272	98	20	390
Seventeenth (Ft. Lauderdale)	7,675	1,055	223	8,953
Eighteenth (Sanford)	4,048	393	141	4,582
Nineteenth (Ft. Pierce)	2,660	408	97	3,165
Twentieth (Ft. Myers)	4,489	596	93	5,178
Total	81,763	12,857	3,387	98,007

Circuit Juvenile ~ Filings

CIRCUIT JUVENILE FILINGS by Category and Circuit/County FY 2000-01			
Circuit/County	Delinquency	Dependency	Total
Circuit 1			4,475
Escambia	2,017	324	2,341
Okaloosa	912	270	1,182
Santa Rosa	555	200	755
Walton	152	45	197
Circuit 2			2,450
Franklin	62	15	77
Gadsden	316	147	463
Jefferson	65	9	74
Leon	1,393	197	1,590
Liberty	35	16	51
Wakulla	133	62	195
Circuit 3			1,144
Columbia	337	92	429
Dixie	6	21	27
Hamilton	61	12	73
Lafayette	10	12	22
Madison	95	22	117
Suwannee	310	64	374
Taylor	83	19	102
Circuit 4			4,734
Clay	691	255	946
Duval	2,759	762	3,521
Nassau	216	51	267

Circuit Juvenile ~ Filings

CIRCUIT JUVENILE FILINGS, Continued			
by Category and Circuit/County			
FY 2000-01			
Circuit/County	Delinquency	Dependency	Total
Circuit 5			4,907
Citrus	476	121	597
Hernando	369	168	537
Lake	1,052	336	1,388
Marion	1,762	357	2,119
Sumter	179	87	266
Circuit 6			7,991
Pasco	1,744	278	2,022
Pinellas	5,108	861	5,969
Circuit 7			4,652
Flagler	177	16	193
Putnam	356	96	452
St. Johns	482	92	574
Volusia	2,937	496	3,433
Circuit 8			2,332
Alachua	1,298	213	1,511
Baker	98	38	136
Bradford	151	22	173
Gilchrist	74	37	111
Levy	214	97	311
Union	58	32	90
Circuit 9			10,166
Orange	7,513	1,057	8,570
Osceola	1,382	214	1,596

Circuit Juvenile ~ Filings

CIRCUIT JUVENILE FILINGS, Continued			
by Category and Circuit/County			
FY 2000-01			
Circuit/County	Delinquency	Dependency	Total
Circuit 10			5,393
Hardee	174	64	238
Highlands	495	118	613
Polk	3,561	981	4,542
Circuit 11			10,855
Dade	9,487	1,368	10,855
Circuit 12			3,256
Desoto	156	22	178
Manatee	1,252	282	1,534
Sarasota	1,275	269	1,544
Circuit 13			7,100
Hillsborough	5,281	1,819	7,100
Circuit 14			1,690
Bay	990	149	1,139
Calhoun	40	31	71
Gulf	5	0	5
Holmes	90	21	111
Jackson	211	42	253
Washington	25	86	111
Circuit 15			4,594
Palm Beach	3,939	655	4,594
Circuit 16			390
Monroe	272	118	390

Circuit Juvenile ~ Filings

CIRCUIT JUVENILE FILINGS, Continued			
by Category and Circuit/County			
FY 2000-01			
Circuit/County	Delinquency	Dependency	Total
Circuit 17			8,953
Broward	7,675	1,278	8,953
Circuit 18			4,582
Brevard	2,335	305	2,640
Seminole	1,713	229	1,942
Circuit 19			3,165
Indian River	456	100	556
Martin	757	97	854
Okeechobee	199	67	266
St. Lucie	1,248	241	1,489
Circuit 20			5,178
Charlotte	628	41	669
Collier	1,147	118	1,265
Glades	16	6	22
Hendry	229	25	254
Lee	2,469	499	2,968
State Total	81,763	16,244	98,007

Circuit Juvenile ~ Dispositions

STATEWIDE CIRCUIT JUVENILE DISPOSITIONS*
by Category, Case Type, and Month
FY 2000-01

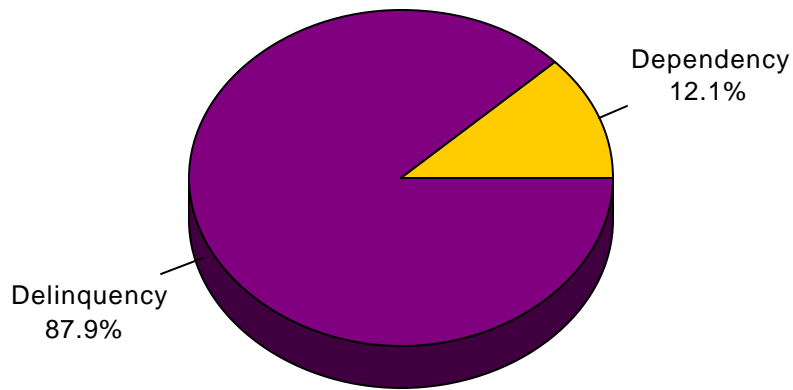
	Jul	Aug	Sep	Oct	Nov	Dec	Jan	Feb	Mar	Apr	May	Jun	Total
Delinquency	6,131	7,855	6,678	6,541	5,917	4,738	6,498	6,221	6,800	6,463	7,708	6,639	78,189
Dependency	829	975	890	927	708	690	893	877	996	950	1,014	965	10,714
Total	6,960	8,830	7,568	7,468	6,625	5,428	7,391	7,098	7,796	7,413	8,722	7,604	88,903

*Termination of Parental Rights dispositions are not included.

Circuit Juvenile ~ Dispositions

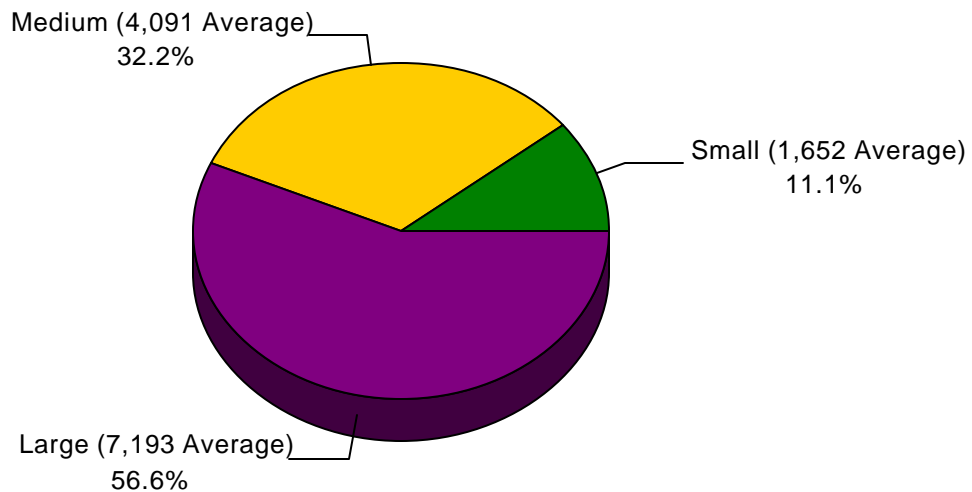
Juvenile Dispositions by Category

FY 2000-01



Juvenile Dispositions by Circuit Size*

FY 2000-01



*Small Circuits- 2nd, 3rd, 8th, 14th, 16th, 19th; Medium Circuits- 1st, 5th, 7th, 10th, 12th, 18th, 20th; Large Circuits- 4th, 6th, 9th, 11th, 13th, 15th, 17th (as defined in the Glossary).

Circuit Juvenile ~ Dispositions

CIRCUIT JUVENILE DISPOSITIONS*			
by Case Type and Circuit			
FY 2000-01			
Circuit	Delinquency	Dependency	Total
First (Pensacola)	3,483	744	4,227
Second (Tallahassee)	2,119	152	2,271
Third (Lake City)	834	168	1,002
Fourth (Jacksonville)	3,411	676	4,087
Fifth (Tavares)	3,376	741	4,117
Sixth (Clearwater)	5,321	699	6,020
Seventh (Daytona Beach)	3,823	707	4,530
Eighth (Gainesville)	1,845	275	2,120
Ninth (Orlando)	7,275	592	7,867
Tenth (Bartow)	3,363	837	4,200
Eleventh (Miami)	11,056	1,083	12,139
Twelfth (Sarasota)	3,130	452	3,582
Thirteenth (Tampa)	7,060	809	7,869
Fourteenth (Panama City)	1,275	168	1,443
Fifteenth (West Palm Beach)	3,967	410	4,377
Sixteenth (Key West)	246	71	317
Seventeenth (Ft. Lauderdale)	6,934	1,058	7,992
Eighteenth (Sanford)	3,203	389	3,592
Nineteenth (Ft. Pierce)	2,609	150	2,759
Twentieth (Ft. Myers)	3,859	533	4,392
Total	78,189	10,714	88,903

*Termination of Parental Rights dispositions are not included.

Circuit Juvenile ~ Dispositions

CIRCUIT JUVENILE DISPOSITIONS*			
by Category and Circuit/County			
FY 2000-01			
Circuit/County	Delinquency	Dependency	Total
Circuit 1			4,227
Escambia	1,627	244	1,871
Okaloosa	1,132	322	1,454
Santa Rosa	586	155	741
Walton	138	23	161
Circuit 2			2,271
Franklin	62	3	65
Gadsden	319	105	424
Jefferson	12	7	19
Leon	1,572	14	1,586
Liberty	27	3	30
Wakulla	127	20	147
Circuit 3			1,002
Columbia	249	58	307
Dixie	103	21	124
Hamilton	54	0	54
Lafayette	14	12	26
Madison	97	12	109
Suwannee	257	55	312
Taylor	60	10	70
Circuit 4			4,087
Clay	663	197	860
Duval	2,412	411	2,823
Nassau	336	68	404

Circuit Juvenile ~ Dispositions

CIRCUIT JUVENILE DISPOSITIONS*, Continued			
by Category and Circuit/County			
FY 2000-01			
Circuit/County	Delinquency	Dependency	Total
Circuit 5			4,117
Citrus	463	81	544
Hernando	204	77	281
Lake	874	278	1,152
Marion	1,668	259	1,927
Sumter	167	46	213
Circuit 6			6,020
Pasco	1,479	218	1,697
Pinellas	3,842	481	4,323
Circuit 7			4,530
Flagler	62	2	64
Putnam	240	74	314
St. Johns	473	100	573
Volusia	3,048	531	3,579
Circuit 8			2,120
Alachua	1,273	158	1,431
Baker	108	30	138
Bradford	128	15	143
Gilchrist	68	17	85
Levy	225	51	276
Union	43	4	47
Circuit 9			7,867
Orange	6,192	383	6,575
Osceola	1,083	209	1,292

Circuit Juvenile ~ Dispositions

CIRCUIT JUVENILE DISPOSITIONS*, Continued			
by Category and Circuit/County			
FY 2000-01			
Circuit/County	Delinquency	Dependency	Total
Circuit 10			4,200
Hardee	169	56	225
Highlands	500	121	621
Polk	2,694	660	3,354
Circuit 11			12,139
Dade	11,056	1,083	12,139
Circuit 12			3,582
Desoto	316	17	333
Manatee	1,394	194	1,588
Sarasota	1,420	241	1,661
Circuit 13			7,869
Hillsborough	7,060	809	7,869
Circuit 14			1,443
Bay	862	87	949
Calhoun	43	5	48
Gulf	16	1	17
Holmes	99	15	114
Jackson	243	48	291
Washington	12	12	24
Circuit 15			4,377
Palm Beach	3,967	410	4,377
Circuit 16			317
Monroe	246	71	317

Circuit Juvenile ~ Dispositions

CIRCUIT JUVENILE DISPOSITIONS*, Continued			
by Category and Circuit/County			
FY 2000-01			
Circuit/County	Delinquency	Dependency	Total
Circuit 17			7,992
Broward	6,934	1,058	7,992
Circuit 18			3,592
Brevard	2,008	201	2,209
Seminole	1,195	188	1,383
Circuit 19			2,759
Indian River	403	42	445
Martin	664	56	720
Okeechobee	164	28	192
St. Lucie	1,378	24	1,402
Circuit 20			4,392
Charlotte	657	14	671
Collier	928	81	1,009
Glades	16	7	23
Hendry	220	33	253
Lee	2,038	398	2,436
State Total	78,189	10,714	88,903

*Termination of Parental Rights dispositions are not included.

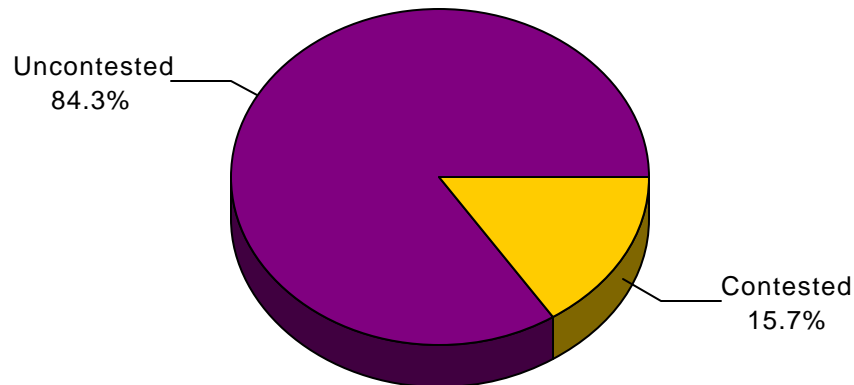
Circuit Juvenile ~ Dispositions

CIRCUIT JUVENILE DISPOSITIONS*			
by Category and Disposition Type**			
FY 2000-01			
Disposition Type	Delinquency	Dependency	Total
Contested	NA	1,686	1,686
Uncontested	NA	9,028	9,028
Total	NA	10,714	10,714

*Termination of Parental Rights dispositions are not included.

**Contested and uncontested disposition types only apply to evidentiary trials in dependency cases and do not apply to criminal trials in delinquency cases.

Dependency Dispositions by Disposition Type for FY 2000-01



Circuit Juvenile ~ Special Proceedings

The Circuit Juvenile division also involves special proceedings. In delinquency cases, special proceedings include reopenings, certifications to criminal division, direct files to felony criminal division, and detention hearings. In dependency cases, special proceedings include reopenings, foster care review hearings, and shelter hearings. **These data are provided by the 67 clerks of court. However, special proceedings data are not audited for accuracy by the OSCA.**

Delinquency:

Reopening - A reopening occurs when a case that has been previously reported as disposed is resubmitted to the court where judicial action may be involved.

Certification to Criminal Division - A certification to criminal division occurs when a juvenile is transferred to circuit criminal court for prosecution as an adult following a waiver hearing pursuant to section 985.226, Florida Statutes.

Direct File to Felony Criminal Division - A direct file to felony criminal division refers to a juvenile who has been transferred to criminal court for prosecution as an adult following the filing of an information by the state attorney pursuant to section 985.227, Florida Statutes.

Detention Hearing - A detention hearing refers to a hearing held to determine whether a juvenile is to be detained, continues to be detained, or is released while proceedings are pending.

Dependency:

Reopening - A reopening occurs when a case that has been previously reported as disposed is resubmitted to the court through a motion or petition.

Foster Care Judicial Review Hearing - A foster care judicial review hearing refers to a hearing held before a judge or general master whose purpose is to determine the status of children remaining in foster care or any status of a child pursuant to section 39.521, Florida Statutes.

Shelter Hearing - A shelter hearing refers to a hearing held to determine whether a child is to be sheltered, continues to be sheltered, or is released while proceedings are pending in the case pursuant to section 39.402, Florida Statutes.

Circuit Juvenile ~ Special Proceedings

Note: These data are provided by the 67 clerks of court. However, special proceedings data are not audited for accuracy by the OSCA.

CIRCUIT JUVENILE SPECIAL PROCEEDINGS								
by Circuit								
FY 2000-01								
	Delinquency				Dependency			
Circuit	Reopenings	Certification to Criminal Division	Direct Files to Felony Criminal	Detention Hearings	Reopenings	Foster Care Review Hearings	Shelter Hearings	Total
1	2,425	14	86	3,236	817	1,244	1,077	8,899
2	407	13	125	1,259	49	86	154	2,093
3	141	28	40	211	78	762	154	1,414
4	1,228	0	105	5,782	3,237	852	2,766	13,970
5	1,674	24	211	1,255	1,642	2,905	940	8,651
6	1,981	28	370	5,053	2,583	3,354	1,030	14,399
7	6,185	27	103	2,925	3,877	1,164	551	14,832
8	514	0	96	1,461	198	1,761	320	4,350
9	1,363	0	336	5,554	334	2,081	1,705	11,373
10	3,152	0	77	3,137	1,092	3,281	900	11,639
11	15,396	0	782	11,488	1,285	8,787	2,388	40,126
12	1,780	0	74	3,695	434	1,517	804	8,304
13	1,261	1	253	5,966	6,766	10,593	1,327	26,167
14	156	3	63	351	875	338	178	1,964
15	2,532	29	277	4,119	667	1,902	647	10,173
16	143	0	17	228	113	302	80	883
17	1,552	0	222	6,060	7,311	8,772	683	24,600
18	1,620	6	65	5,762	1,000	441	864	9,758
19	694	0	60	2,985	1,204	1,755	482	7,180
20	1,334	1	45	3,841	1,756	678	634	8,289
Total	45,538	174	3,407	74,368	35,318	52,575	17,684	229,064