

County Civil ~ Overview

The County Civil division includes civil cases which are divided into the following categories: small claims (up to \$5,000), civil (\$5,001 to \$15,000), other civil, evictions, and civil traffic infractions. Within these categories are the following case types:

Small Claims (up to \$5,000) - small claims (up to \$5,000)

Civil (\$5,001 to \$15,000) - civil (\$5,001 to \$15,000)

Other Civil - replevins and other civil⁶

Evictions - evictions

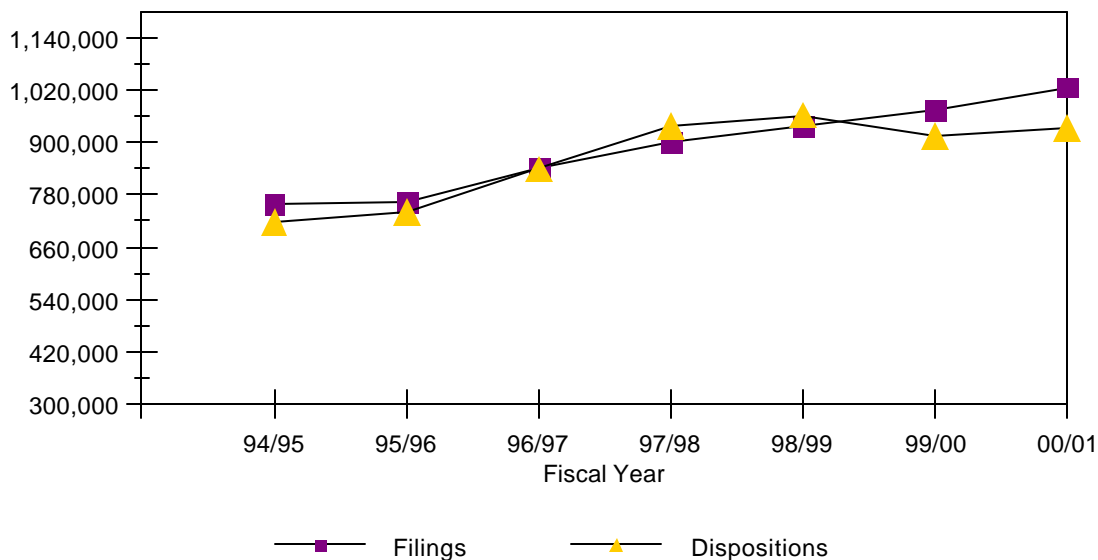
Civil Traffic Infractions - civil traffic infractions (involving a judge)

The Summary Reporting System does not directly capture civil traffic cases. These data are reported independently by clerks of court to the Department of Highway Safety and Motor Vehicles (DHSMV). The DHSMV then provides these data annually to the Office of the State Courts Administrator.

In the County Civil division, *filings* are defined as each complaint or petition filed. *Dispositions* are defined as each complaint or petition disposed. *Jury trials* are defined as trials in which a group of citizens are empaneled to determine the issues of fact in a case.

County Civil Filings & Dispositions

FY 1994-95 to FY 2000-01



⁶Other civil cases include: non-monetary equity matters, control of animals, interred bodies, injunctive relief, and declaratory judgments.

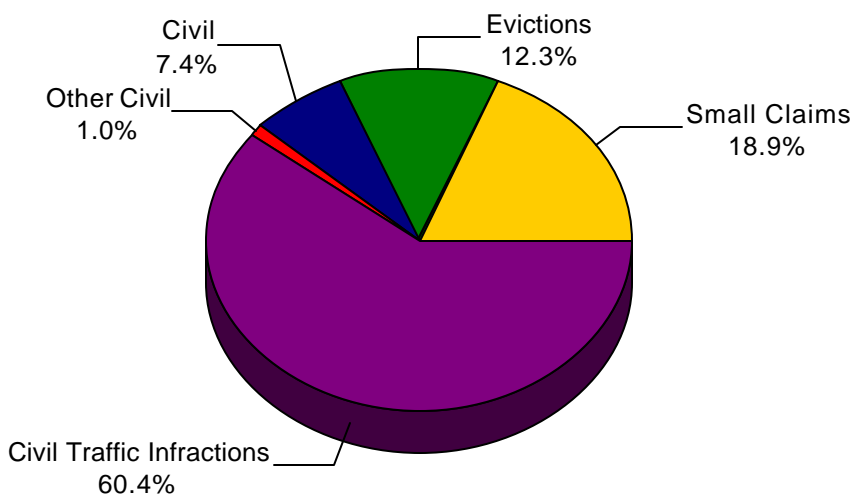
County Civil ~ Filings

STATEWIDE COUNTY CIVIL FILINGS													
by Category, Case Type, and Month													
FY 2000-01													
	Jul	Aug	Sep	Oct	Nov	Dec	Jan	Feb	Mar	Apr	May	Jun	Total
Small Claims (up to \$5,000)													194,568
Small Claims (up to \$5,000)	14,086	16,305	14,509	15,914	15,174	15,077	15,768	16,220	17,336	16,653	19,099	18,427	194,568
Civil (\$5,001 to \$15,000)													75,874
Civil (\$5,001 to \$15,000)	5,988	7,023	5,749	6,276	6,306	5,552	6,049	6,228	6,443	6,240	7,457	6,563	75,874
Other Civil													10,497
Replevins	466	533	455	517	523	522	480	474	516	429	555	429	5,899
Other Civil	353	354	234	296	329	322	413	449	468	384	386	610	4,598
Evictions													126,203
Evictions	10,979	11,561	10,973	11,028	9,405	9,703	11,604	8,610	9,699	9,919	11,280	11,442	126,203
Civil Traffic*													619,863
Civil Traffic Infractions	50,836	55,008	52,748	50,543	51,429	47,366	49,698	52,245	50,952	53,071	52,682	53,285	619,863
Total	82,708	90,784	84,668	84,574	83,166	78,542	84,012	84,226	85,414	86,696	91,459	90,756	1,027,005

*These data do not include all Civil Traffic Infractions reported to the DHSMV. They only represent those Civil Traffic Infraction filings which involve a judge.

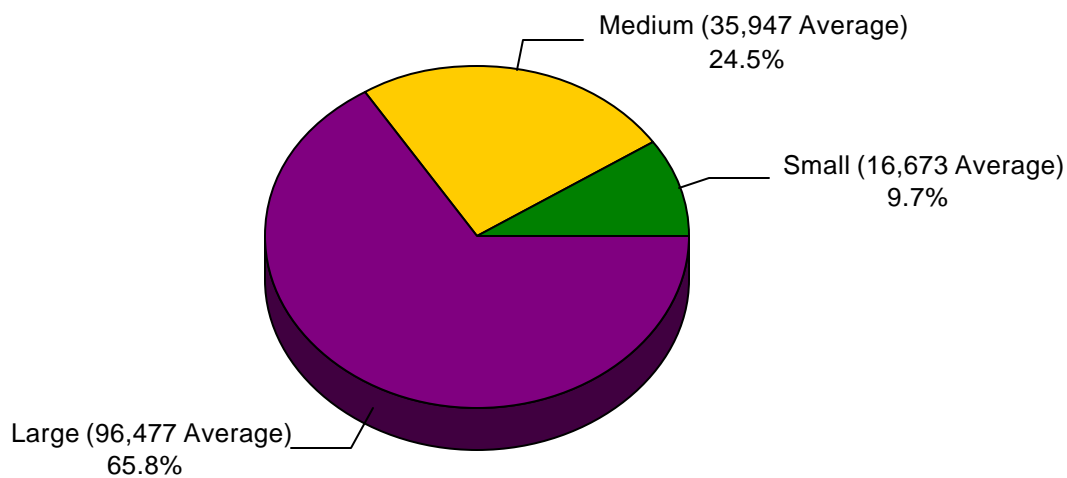
County Civil Filings by Category

FY 2000-01



County Civil Filings by Circuit Size*

FY 2000-01



*Small Circuits- 2nd, 3rd, 8th, 14th, 16th, 19th; Medium Circuits- 1st, 5th, 7th, 10th, 12th, 18th, 20th; Large Circuits- 4th, 6th, 9th, 11th, 13th, 15th, 17th (as defined in the Glossary).

County Civil ~ Filings

COUNTY CIVIL FILINGS by Case Type and Circuit FY 2000-01							
Circuit	Small Claims	Civil	Replevins	Other Civil	Evictions	Civil Traffic Infractions*	Total
1	5,990	1,604	256	80	3,165	16,674	27,769
2	4,450	1,218	193	3	3,075	14,620	23,559
3	2,384	485	237	2	465	6,480	10,053
4	11,364	4,087	312	175	11,916	48,285	76,139
5	6,372	2,263	397	61	2,977	17,524	29,594
6	10,880	4,670	370	32	7,039	31,256	54,247
7	6,365	2,704	353	272	3,566	29,251	42,511
8	4,511	879	208	14	2,128	13,487	21,227
9	14,277	7,676	429	107	11,472	48,581	82,542
10	8,839	1,811	518	24	3,587	19,508	34,287
11	37,711	14,591	420	908	24,779	115,798	194,207
12	6,276	2,045	97	723	3,379	15,735	28,255
13	11,427	4,883	432	81	9,348	29,349	55,520
14	3,560	897	264	0	1,454	8,351	14,526
15	13,348	4,832	323	2	8,790	49,070	76,365
16	889	278	3	57	483	5,401	7,111
17	24,858	12,220	460	1,883	17,215	79,680	136,316
18	6,939	3,596	249	47	4,776	33,969	49,576
19	4,802	1,796	100	63	2,486	14,315	23,562
20	9,326	3,339	278	64	4,103	22,529	39,639
Total	194,568	75,874	5,899	4,598	126,203	619,863	1,027,005

*These data do not include all Civil Traffic Infractions reported to the DHSMV. They only represent those Civil Traffic Infraction filings which involve a judge.

County Civil ~ Filings

COUNTY CIVIL FILINGS by Category and Circuit/County FY 2000-01						
Circuit/County	Small Claims	Civil	Other Civil	Evictions	Civil Traffic Infractions*	Total
Circuit 1						27,769
Escambia	3,181	819	173	1,886	6,384	12,443
Okaloosa	1,736	387	50	842	5,418	8,433
Santa Rosa	660	272	70	312	3,702	5,016
Walton	413	126	43	125	1,170	1,877
Circuit 2						23,559
Franklin	88	57	20	38	316	519
Gadsden	581	129	41	214	1,364	2,329
Jefferson	111	20	13	41	1,213	1,398
Leon	3,431	927	100	2,739	10,923	18,120
Liberty	42	6	0	0	323	371
Wakulla	197	79	22	43	481	822
Circuit 3						10,053
Columbia	1,074	184	81	238	1,592	3,169
Dixie	65	22	8	17	269	381
Hamilton	147	48	6	19	592	812
Lafayette	72	13	5	6	172	268
Madison	212	32	37	55	2,148	2,484
Suwannee	562	120	43	89	953	1,767
Taylor	252	66	59	41	754	1,172
Circuit 4						76,139
Clay	933	409	57	645	4,252	6,296
Duval	10,086	3,577	396	11,098	42,424	67,581
Nassau	345	101	34	173	1,609	2,262

County Civil ~ Filings

COUNTY CIVIL FILINGS, Continued						
by Category and Circuit/County						
FY 2000-01						
Circuit/County	Small Claims	Civil	Other Civil	Evictions	Civil Traffic Infractions*	Total
Circuit 5						29,594
Citrus	969	243	101	240	2,165	3,718
Hernando	981	592	83	311	3,308	5,275
Lake	1,355	560	89	886	5,767	8,657
Marion	2,868	787	137	1,443	4,853	10,088
Sumter	199	81	48	97	1,431	1,856
Circuit 6						54,247
Pasco	2,673	890	152	1,371	8,261	13,347
Pinellas	8,207	3,780	250	5,668	22,995	40,900
Circuit 7						42,511
Flagler	318	137	19	122	1,225	1,821
Putnam	770	160	114	337	2,081	3,462
St. Johns	631	619	70	515	5,094	6,929
Volusia	4,646	1,788	422	2,592	20,851	30,299
Circuit 8						21,227
Alachua	3,471	636	111	1,857	9,741	15,816
Baker	229	42	31	39	669	1,010
Bradford	287	58	38	57	1,722	2,162
Gilchrist	102	18	4	28	237	389
Levy	350	99	30	107	957	1,543
Union	72	26	8	40	161	307
Circuit 9						82,542
Orange	12,097	6,861	426	10,249	39,123	68,756
Osceola	2,180	815	110	1,223	9,458	13,786

County Civil ~ Filings

COUNTY CIVIL FILINGS, Continued						
by Category and Circuit/County						
FY 2000-01						
Circuit/County	Small Claims	Civil	Other Civil	Evictions	Civil Traffic Infractions*	Total
Circuit 10						34,287
Hardee	192	65	41	30	1,237	1,565
Highlands	640	246	0	175	2,599	3,660
Polk	8,007	1,500	501	3,382	15,672	29,062
Circuit 11						194,207
Dade	37,711	14,591	1,328	24,779	115,798	194,207
Circuit 12						28,255
Desoto	201	84	12	174	1,002	1,473
Manatee	1,948	782	77	1,623	5,390	9,820
Sarasota	4,127	1,179	731	1,582	9,343	16,962
Circuit 13						55,520
Hillsborough	11,427	4,883	513	9,348	29,349	55,520
Circuit 14						14,526
Bay	2,327	590	123	1,248	5,578	9,866
Calhoun	254	50	14	17	417	752
Gulf	155	40	16	20	243	474
Holmes	136	45	15	38	332	566
Jackson	501	133	72	83	1,258	2,047
Washington	187	39	24	48	523	821
Circuit 15						76,365
Palm Beach	13,348	4,832	325	8,790	49,070	76,365
Circuit 16						7,111
Monroe	889	278	60	483	5,401	7,111

County Civil ~ Filings

COUNTY CIVIL FILINGS, Continued						
by Category and Circuit/County						
FY 2000-01						
Circuit/County	Small Claims	Civil	Other Civil	Evictions	Civil Traffic Infractions*	Total
Circuit 17						136,316
Broward	24,858	12,220	2,343	17,215	79,680	136,316
Circuit 18						49,576
Brevard	3,280	1,837	198	2,431	18,693	26,439
Seminole	3,659	1,759	98	2,345	15,276	23,137
Circuit 19						23,562
Indian River	1,006	267	24	301	3,357	4,955
Martin	944	415	67	426	4,670	6,522
Okeechobee	360	85	6	114	917	1,482
St. Lucie	2,492	1,029	66	1,645	5,371	10,603
Circuit 20						39,639
Charlotte	997	412	27	376	2,460	4,272
Collier	2,362	926	125	1,067	7,454	11,934
Glades	39	14	5	32	1,068	1,158
Hendry	351	92	19	165	884	1,511
Lee	5,577	1,895	166	2,463	10,663	20,764
State Total	194,568	75,874	10,497	126,203	619,863	1,027,005

*These data do not include all Civil Traffic Infractions reported to the DHSMV. They only represent those Civil Traffic Infraction filings which involve a judge.

County Civil ~ Dispositions

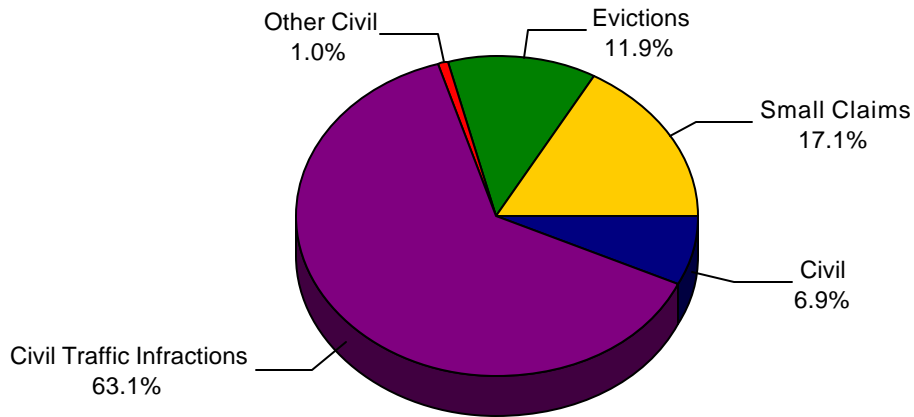
STATEWIDE COUNTY CIVIL DISPOSITIONS													
by Category, Case Type, and Month													
FY 2000-01													
	Jul	Aug	Sep	Oct	Nov	Dec	Jan	Feb	Mar	Apr	May	Jun	Total
Small Claims (up to \$5,000)													159,472
Small Claims (up to \$5,000)	10,576	15,099	11,398	12,477	12,078	12,442	13,419	12,526	15,952	13,285	15,047	15,173	159,472
Civil (\$5,001 to \$15,000)													64,751
Civil (\$5,001 to \$15,000)	5,164	5,950	4,862	5,078	4,895	4,634	5,658	5,384	6,026	5,111	6,171	5,818	64,751
Other Civil													9,137
Replevins	446	531	434	455	447	432	437	405	509	397	445	490	5,428
Other Civil	248	281	360	229	288	531	219	285	358	256	329	325	3,709
Evictions													110,834
Evictions	9,053	11,890	7,871	9,096	7,662	9,866	9,427	8,359	9,814	7,740	9,860	10,196	110,834
Civil Traffic*													589,332
Civil Traffic Infractions	47,895	51,758	50,682	47,882	46,943	45,965	46,562	51,311	49,299	50,486	50,286	50,263	589,332
Total	73,382	85,509	75,607	75,217	72,313	73,870	75,722	78,270	81,958	77,275	82,138	82,265	933,526

*Civil Traffic Infractions only include After Hearing Dispositions by a Judge.

County Civil ~ Dispositions

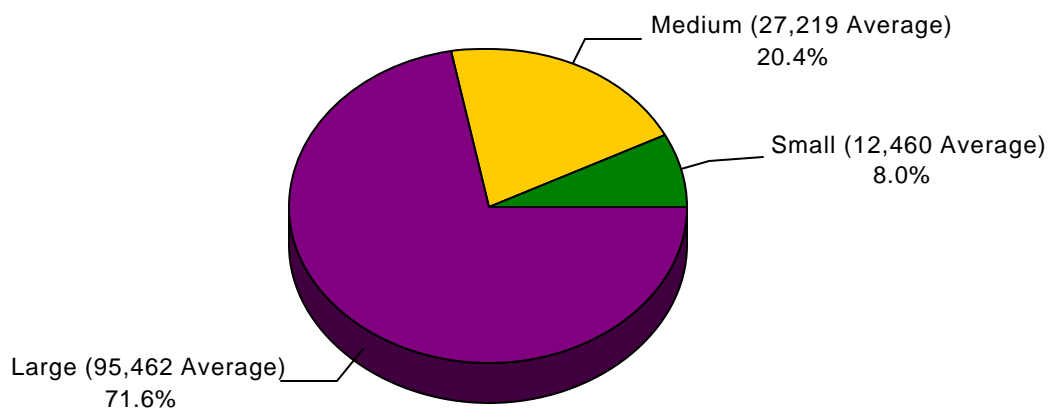
Civil Dispositions by Category

FY 2000-01



Civil Dispositions by Circuit Size*

FY 2000-01



*Small Circuits- 2nd, 3rd, 8th, 14th, 16th, 19th; Medium Circuits- 1st, 5th, 7th, 10th, 12th, 18th, 20th; Large Circuits- 4th, 6th, 9th, 11th, 13th, 15th, 17th (as defined in the Glossary).

County Civil ~ Dispositions

COUNTY CIVIL DISPOSITIONS by Case Type and Circuit FY 2000-01							
Circuit	Small Claims	Civil	Replevins	Other Civil	Evictions	Civil Traffic Infractions*	Total
1	5,459	1,489	371	76	2,980	8,149	18,524
2	4,204	972	154	5	2,577	14,582	22,494
3	1,826	384	207	1	373	3,132	5,923
4	10,094	3,451	253	185	11,790	44,270	70,043
5	5,907	2,167	338	60	2,220	11,950	22,642
6	10,307	4,420	372	17	6,320	22,053	43,489
7	6,139	2,489	376	256	3,577	23,400	36,237
8	3,741	656	143	38	1,017	8,358	13,953
9	10,958	5,724	313	92	9,894	39,550	66,531
10	8,524	1,841	571	39	3,689	11,810	26,474
11	21,004	10,390	391	714	17,360	112,955	162,814
12	4,996	1,633	70	402	2,796	8,392	18,289
13	9,848	4,161	376	78	8,608	19,211	42,282
14	3,041	910	260	0	1,380	3,983	9,574
15	11,379	4,922	279	4	8,004	42,741	67,329
16	949	269	6	41	434	4,646	6,345
17	20,997	10,957	416	1,510	17,257	164,606	215,743
18	5,961	3,115	200	99	4,613	19,462	33,450
19	4,750	1,843	126	28	2,098	7,628	16,473
20	9,388	2,958	206	64	3,847	18,454	34,917
Total	159,472	64,751	5,428	3,709	110,834	589,332	933,526

*Civil Traffic Infractions only include After Hearing Dispositions by a Judge.

County Civil ~ Dispositions

COUNTY CIVIL DISPOSITIONS by Category and Circuit/County FY 2000-01						
Circuit/County	Small Claims	Civil	Other Civil	Evictions	Civil Traffic Infractions*	Total
Circuit 1						18,524
Escambia	2,822	788	254	1,774	2,599	8,237
Okaloosa	1,740	364	86	804	3,422	6,416
Santa Rosa	494	191	39	199	1,534	2,457
Walton	403	146	68	203	594	1,414
Circuit 2						22,494
Franklin	74	58	9	10	184	335
Gadsden	541	99	42	141	1,648	2,471
Jefferson	85	14	5	17	179	300
Leon	3,298	748	86	2,367	12,126	18,625
Liberty	31	2	0	0	383	416
Wakulla	175	51	17	42	62	347
Circuit 3						5,923
Columbia	717	146	61	119	906	1,949
Dixie	59	14	7	11	179	270
Hamilton	113	35	1	17	272	438
Lafayette	62	4	4	1	53	124
Madison	174	23	11	37	381	626
Suwannee	483	91	37	86	380	1,077
Taylor	218	71	87	102	961	1,439
Circuit 4						70,043
Clay	700	242	33	486	3,052	4,513
Duval	9,062	3,110	385	11,168	40,182	63,907
Nassau	332	99	20	136	1,036	1,623

County Civil ~ Dispositions

COUNTY CIVIL DISPOSITIONS, Continued						
by Category and Circuit/County						
FY 2000-01						
Circuit/County	Small Claims	Civil	Other Civil	Evictions	Civil Traffic Infractions*	Total
Circuit 5						22,642
Citrus	912	222	79	184	1,318	2,715
Hernando	863	383	57	266	2,778	4,347
Lake	1,380	509	90	743	4,363	7,085
Marion	2,553	978	123	920	2,883	7,457
Sumter	199	75	49	107	608	1,038
Circuit 6						43,489
Pasco	2,029	696	112	940	5,808	9,585
Pinellas	8,278	3,724	277	5,380	16,245	33,904
Circuit 7						36,237
Flagler	223	126	13	82	630	1,074
Putnam	685	139	116	237	1,467	2,644
St. Johns	656	568	107	663	3,984	5,978
Volusia	4,575	1,656	396	2,595	17,319	26,541
Circuit 8						13,953
Alachua	2,702	462	53	753	6,041	10,011
Baker	203	34	40	36	335	648
Bradford	359	62	50	81	1,313	1,865
Gilchrist	84	9	0	9	70	172
Levy	347	62	30	103	490	1,032
Union	46	27	8	35	109	225
Circuit 9						66,531
Orange	8,949	4,908	306	8,601	33,763	56,527
Osceola	2,009	816	99	1,293	5,787	10,004

County Civil ~ Dispositions

COUNTY CIVIL DISPOSITIONS, Continued						
by Category and Circuit/County						
FY 2000-01						
Circuit/County	Small Claims	Civil	Other Civil	Evictions	Civil Traffic Infractions*	Total
Circuit 10						26,474
Hardee	136	49	13	16	642	856
Highlands	632	216	0	178	921	1,947
Polk	7,756	1,576	597	3,495	10,247	23,671
Circuit 11						162,814
Dade	21,004	10,390	1,105	17,360	112,955	162,814
Circuit 12						18,289
Desoto	141	46	7	82	422	698
Manatee	1,575	706	56	1,444	2,906	6,687
Sarasota	3,280	881	409	1,270	5,064	10,904
Circuit 13						42,282
Hillsborough	9,848	4,161	454	8,608	19,211	42,282
Circuit 14						9,574
Bay	2,203	575	153	1,232	2,978	7,141
Calhoun	107	0	2	12	376	497
Gulf	0	156	13	13	33	215
Holmes	181	47	16	36	159	439
Jackson	532	125	73	70	359	1,159
Washington	18	7	3	17	78	123
Circuit 15						67,329
Palm Beach	11,379	4,922	283	8,004	42,741	67,329
Circuit 16						6,345
Monroe	949	269	47	434	4,646	6,345

County Civil ~ Dispositions

COUNTY CIVIL DISPOSITIONS, Continued						
by Category and Circuit/County						
FY 2000-01						
Circuit/County	Small Claims	Civil	Other Civil	Evictions	Civil Traffic Infractions*	Total
Circuit 17						215,743
Broward	20,997	10,957	1,926	17,257	164,606	215,743
Circuit 18						33,450
Brevard	2,566	1,259	190	1,883	58	5,956
Seminole	3,395	1,856	109	2,730	19,404	27,494
Circuit 19						16,473
Indian River	957	268	31	316	2,889	4,461
Martin	734	314	31	174	4,070	5,323
Okeechobee	362	116	16	71	527	1,092
St. Lucie	2,697	1,145	76	1,537	142	5,597
Circuit 20						34,917
Charlotte	1,514	299	43	301	2,162	4,319
Collier	2,245	899	116	1,061	3,830	8,151
Glades	20	16	1	14	525	576
Hendry	264	67	7	75	770	1,183
Lee	5,345	1,677	103	2,396	11,167	20,688
State Total	159,472	64,751	9,137	110,834	589,332	933,526

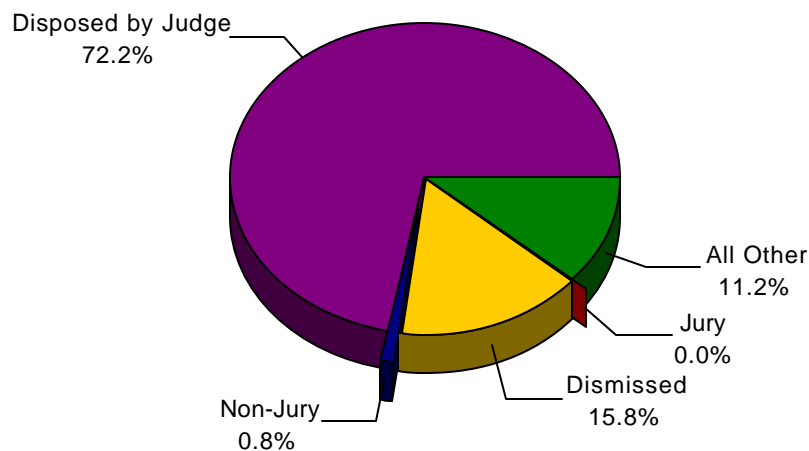
*Civil Traffic Infractions only include After Hearing Dispositions by a Judge.

County Civil ~ Dispositions

COUNTY CIVIL DISPOSITIONS							
by Case Type and Disposition Type							
FY 2000-01							
Disposition Type	Small Claims	Civil	Replevins	Other Civil	Evictions	Civil Traffic Infractions*	Total
Dismissed Before Hearing	33,317	22,040	1,283	639	30,458	NA	87,737
Dismissed After Hearing	42,186	7,783	1,418	831	7,521	NA	59,739
Disposed by Default	23,882	14,881	566	632	46,538	NA	86,499
Disposed by Judge (No Trial)	44,701	14,967	1,786	862	22,265	589,332	673,913
Disposed by Non-Jury	5,279	848	113	147	1,313	NA	7,700
Disposed by Jury	51	50	1	1	4	NA	107
Other	10,056	4,182	261	597	2,735	NA	17,831
Total	159,472	64,751	5,428	3,709	110,834	589,332	933,526

*Civil Traffic Infractions only include After Hearing Dispositions by a Judge.

Civil Dispositions by Disposition Type for FY 2000-01



County Civil ~ Dispositions

COUNTY CIVIL JURY TRIAL RATES			
by Circuit			
FY 2000-01			
Circuit	Disposed by Jury	Total Dispositions*	Jury Trial Rates
First (Pensacola)	2	10,375	0.0%
Second (Tallahassee)	2	7,912	0.0%
Third (Lake City)	0	2,791	0.0%
Fourth (Jacksonville)	5	25,773	0.0%
Fifth (Tavares)	0	10,692	0.0%
Sixth (Clearwater)	10	21,436	0.0%
Seventh (Daytona Beach)	6	12,837	0.0%
Eighth (Gainesville)	0	5,595	0.0%
Ninth (Orlando)	6	26,981	0.0%
Tenth (Bartow)	25	14,664	0.2%
Eleventh (Miami)	21	49,859	0.0%
Twelfth (Sarasota)	7	9,897	0.1%
Thirteenth (Tampa)	4	23,071	0.0%
Fourteenth (Panama City)	0	5,591	0.0%
Fifteenth (West Palm Beach)	3	24,588	0.0%
Sixteenth (Key West)	0	1,699	0.0%
Seventeenth (Ft. Lauderdale)	11	51,137	0.0%
Eighteenth (Sanford)	4	13,988	0.0%
Nineteenth (Ft. Pierce)	1	8,845	0.0%
Twentieth (Ft. Myers)	0	16,463	0.0%
Total	107	344,194	0.0%

*Does not include Civil Traffic Infractions dispositions.

County Civil ~ Special Proceedings

The County Civil division also involves special proceedings in the form of reopenings. These data are provided by the 67 clerks of court. However, special proceedings data are not audited for accuracy by the OSCA.

Reopening - A reopening occurs when a case that has previously been reported as disposed is resubmitted to the court through a motion or petition.

COUNTY CIVIL SPECIAL PROCEEDINGS	
by Circuit	
FY 2000-01	
Circuit	Reopenings
First (Pensacola)	1,096
Second (Tallahassee)	26
Third (Lake City)	235
Fourth (Jacksonville)	4,027
Fifth (Tavares)	2,054
Sixth (Clearwater)	3,335
Seventh (Daytona Beach)	2,080
Eighth (Gainesville)	2,111
Ninth (Orlando)	3,713
Tenth (Bartow)	1,765
Eleventh (Miami)	14,929
Twelfth (Sarasota)	1,851
Thirteenth (Tampa)	6,509
Fourteenth (Panama City)	996
Fifteenth (West Palm Beach)	5,218
Sixteenth (Key West)	95
Seventeenth (Ft. Lauderdale)	24,353
Eighteenth (Sanford)	2,449
Nineteenth (Ft. Pierce)	483
Twentieth (Ft. Myers)	2,405
Total	79,730