

Overall Statistics

Sections 26.031 and 34.022, Florida Statutes, specify the number of judges within each circuit and county. The following table reflects circuit and county judges authorized by the Florida Legislature for fiscal year 2017-18.

**CIRCUIT AND COUNTY COURT JUDGES
by Circuit
FY 2017-18**

Circuit (Circuit Seat)	Circuit Judges	County Judges	Total
First (Pensacola)	24	11	35
Second (Tallahassee)	16	10	26
Third (Lake City)	7	7	14
Fourth (Jacksonville)	35	20	55
Fifth (Tavares)	31	11	42
Sixth (Clearwater)	45	24	69
Seventh (Daytona Beach)	27	15	42
Eighth (Gainesville)	13	10	23
Ninth (Orlando)	43	22	65
Tenth (Bartow)	28	12	40
Eleventh (Miami-Dade)	80	43	123
Twelfth (Sarasota)	21	10	31
Thirteenth (Tampa)	45	17	62
Fourteenth (Panama City)	11	9	20
Fifteenth (West Palm Beach)	35	19	54
Sixteenth (Key West)	4	4	8
Seventeenth (Ft. Lauderdale)	58	32	90
Eighteenth (Sanford)	26	17	43
Nineteenth (Ft. Pierce)	19	10	29
Twentieth (Ft. Myers)	31	19	50
Total	599	322	921

CIRCUIT AND COUNTY COURT JUDGES*
by Circuit and Division
FY 2017-18

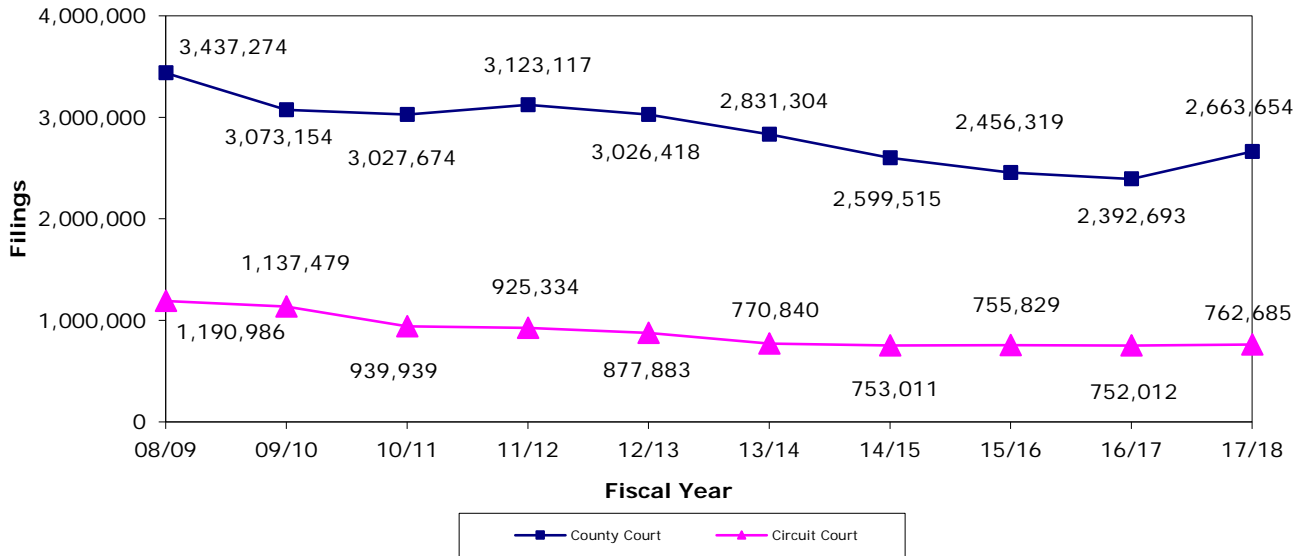
Circuit	Circuit Court						County Court				Total
	Administrative	Criminal	Civil	Family Court**	Probate	Total	Administrative	Criminal	Civil	Total	
1	0.7	9.8	3.7	8.4	1.5	24	0.0	7.0	4.1	11	35
2	0.5	5.9	4.2	4.8	0.7	16	0.4	6.1	3.5	10	26
3	0.2	2.3	1.6	2.5	0.4	7	0.0	3.8	3.2	7	14
4	2.3	10.7	9.0	11.6	1.4	35	0.2	14.1	5.7	20	55
5	0.0	9.0	8.0	12.0	2.0	31	0.0	7.3	3.7	11	42
6	0.8	13.3	12.0	16.2	2.8	45	0.0	13.7	10.4	24	69
7	0.1	9.0	5.6	10.3	2.0	27	0.1	8.9	6.0	15	42
8	0.7	4.0	2.8	5.0	0.6	13	0.2	6.3	3.6	10	23
9	1.0	16.0	10.0	14.5	1.5	43	0.3	17.0	4.8	22	65
10	0.6	9.2	6.8	10.2	1.3	28	0.1	8.1	3.8	12	40
11	3.9	25.1	23.9	23.3	3.9	80	2.0	18.4	22.7	43	123
12	0.5	6.7	5.2	7.4	1.2	21	0.2	6.4	3.4	10	31
13	1.9	12.6	13.3	16.3	1.0	45	0.3	9.6	7.1	17	62
14	0.5	3.8	2.3	3.8	0.6	11	0.0	4.5	4.5	9	20
15	1.0	8.9	11.6	10.5	3.0	35	0.0	12.6	6.5	19	54
16	0.1	1.1	1.3	1.6	0.0	4	0.0	2.8	1.2	4	8
17	1.0	19.0	13.0	22.0	3.0	58	0.0	17.5	14.5	32	90
18	0.5	9.0	4.9	9.7	2.0	26	0.0	12.7	4.3	17	43
19	0.5	6.2	4.6	6.8	1.0	19	0.0	6.5	3.5	10	29
20	0.5	8.8	8.1	11.5	2.1	31	0.7	12.5	5.8	19	50
Total	17.1	190.3	151.6	208.1	31.9	599	4.4	195.5	122.2	322	921

*These data are reported annually by each circuit in the judgeship needs application.

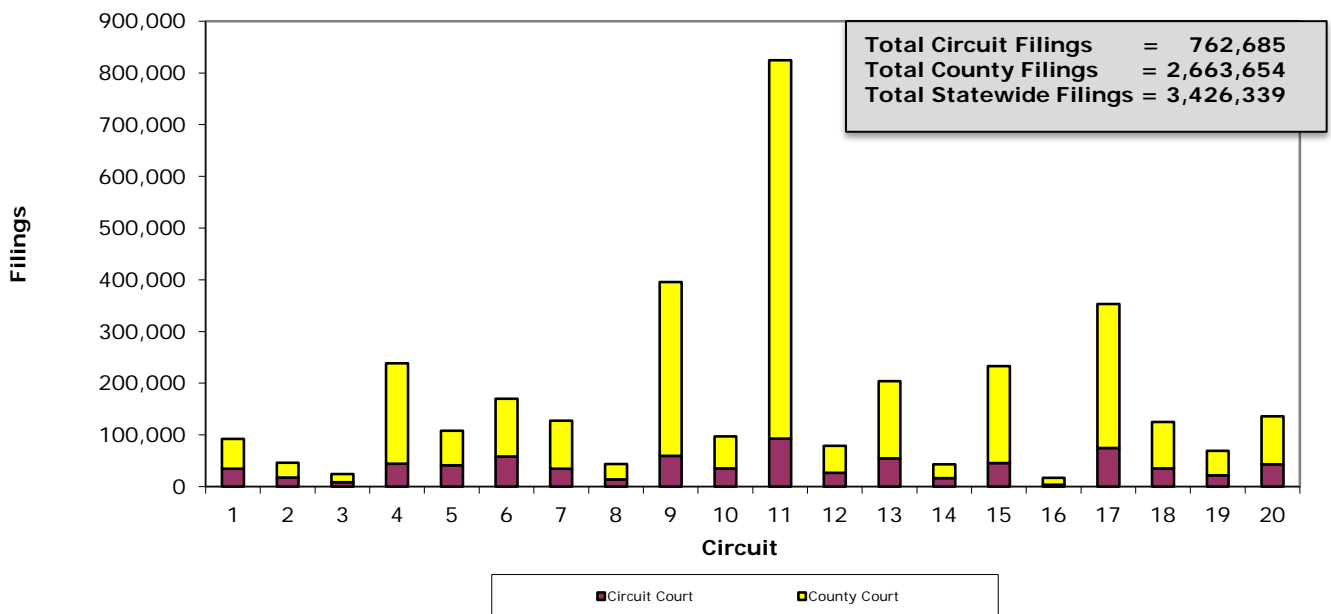
**Family Court includes domestic relations, juvenile delinquency, juvenile dependency, and termination of parental rights.

Overall Statistics ◆ **Filings**

**CIRCUIT AND COUNTY COURT FILINGS
FY 2008-09 to FY 2017-18**



**CIRCUIT AND COUNTY COURT FILINGS
by Circuit
FY 2017-18**



CIRCUIT AND COUNTY COURT FILINGS
Statewide by Division and Month
FY 2017-18

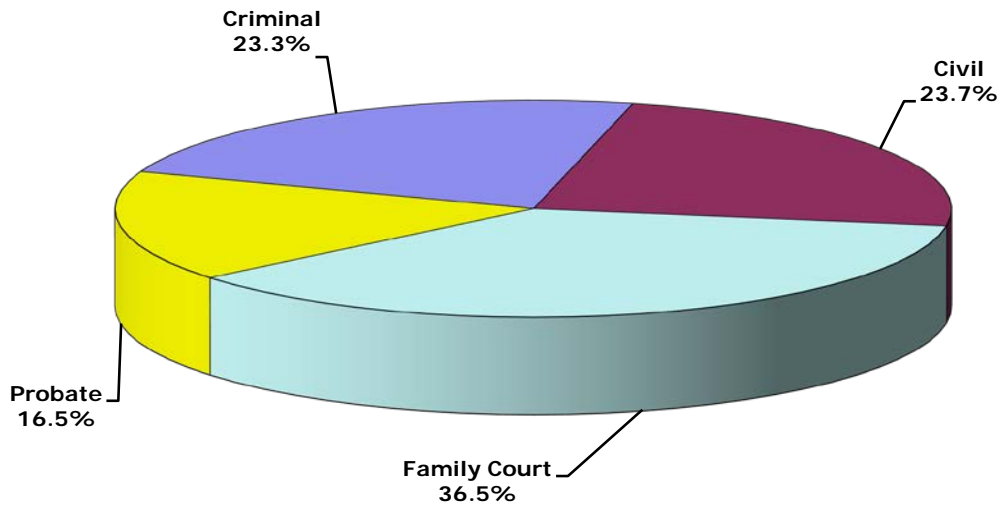
Division	Jul	Aug	Sep	Oct	Nov	Dec	Jan	Feb	Mar	Apr	May	Jun	Total
A. Circuit Court	60,931	69,748	47,330	64,140	57,540	55,760	65,336	61,949	69,856	69,637	71,510	68,948	762,685
1. Criminal	14,883	16,621	12,109	15,297	13,848	13,217	15,752	14,156	15,309	15,167	15,590	15,470	177,419
2. Civil	13,430	16,812	9,721	12,652	12,029	12,621	15,460	14,695	17,587	17,661	19,320	18,893	180,881
3. Family Court*	22,569	25,495	17,612	25,328	21,805	20,538	23,304	22,275	25,259	25,272	25,067	23,793	278,317
4. Probate	10,049	10,820	7,888	10,863	9,858	9,384	10,820	10,823	11,701	11,537	11,533	10,792	126,068
B. County Court	245,122	253,821	169,613	218,282	216,645	203,796	232,501	219,110	244,994	219,319	228,776	211,675	2,663,654
1. Criminal	53,479	52,491	42,973	47,035	45,521	45,144	48,337	46,822	52,516	48,304	48,235	46,962	577,819
2. Civil**	191,643	201,330	126,640	171,247	171,124	158,652	184,164	172,288	192,478	171,015	180,541	164,713	2,085,835
Total	306,053	323,569	216,943	282,422	274,185	259,556	297,837	281,059	314,850	288,956	300,286	280,623	3,426,339

*Family Court filings include domestic relations, juvenile delinquency, juvenile dependency, and termination of parental rights.

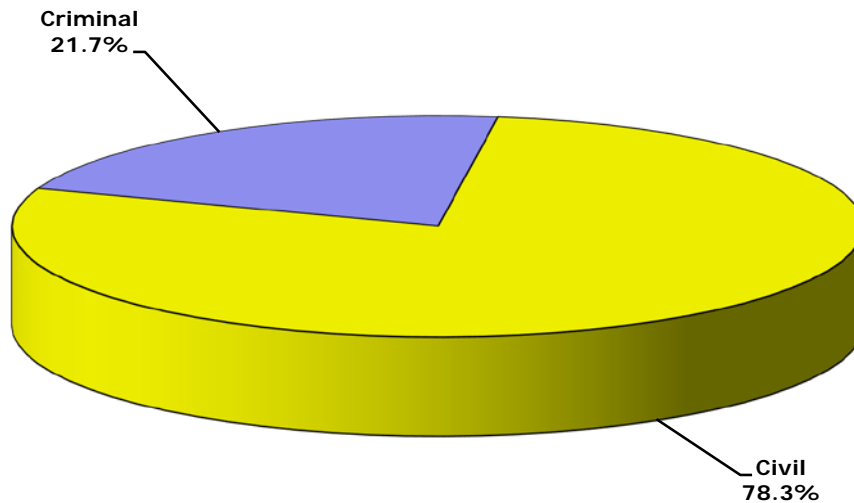
**These data do not include all civil traffic infractions reported to the Florida Court Clerks and Comptrollers by the clerks of court. They only represent those civil traffic infraction filings presided over by a judge or hearing officer.

Overall Statistics **◆ Filings**

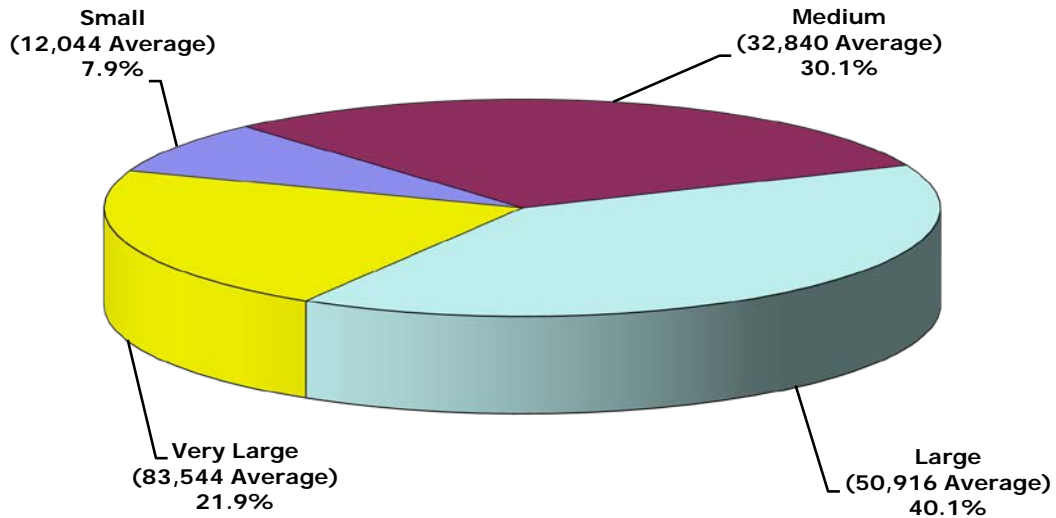
CIRCUIT COURT FILINGS
by Division
FY 2017-18



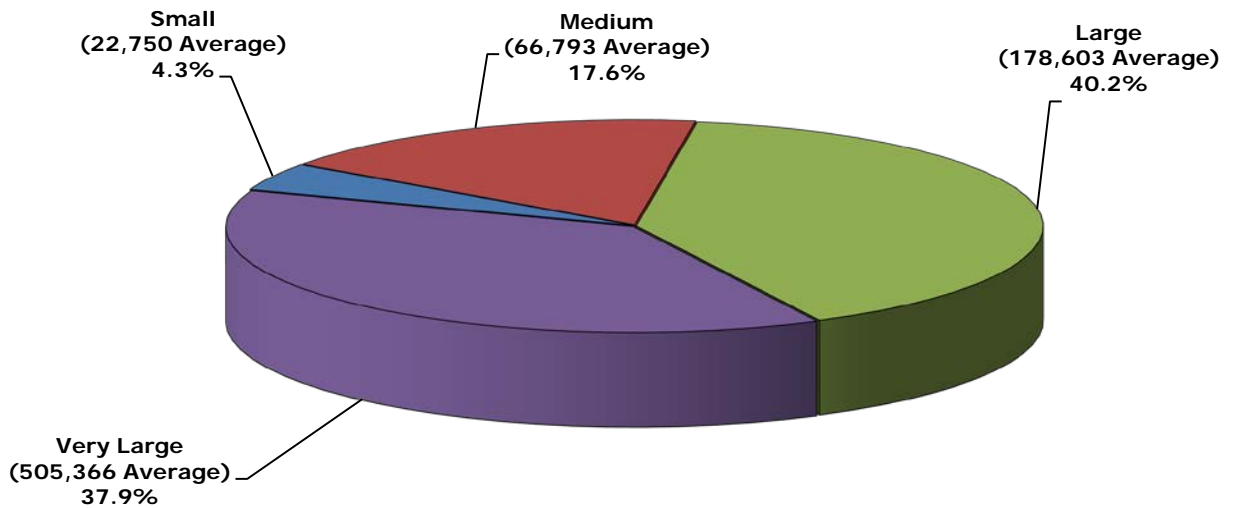
COUNTY COURT FILINGS
by Division
FY 2017-18



CIRCUIT COURT FILINGS
by Circuit Size*
FY 2017-18



COUNTY COURT FILINGS
by Circuit Size*
FY 2017-18



*Small Circuits - 2nd, 3rd, 8th, 14th, 16th;
Medium Circuits - 1st, 5th, 7th, 10th, 12th, 18th, 19th;
Large Circuits - 4th, 6th, 9th, 13th, 15th, 20th; and
Very Large Circuits - 11th, 17th (as defined in the Glossary).

Overall Statistics ◆ **Filings**

CIRCUIT AND COUNTY COURT FILINGS
by Circuit/County and Division
FY 2017-18

Circuit/County	Circuit Court					County Court			Total
	Criminal	Civil	Family Court*	Probate	Total	Criminal	Civil**	Total	
Circuit 1	12,344	4,640	12,357	5,085	34,426	26,878	30,759	57,637	92,063
Escambia	6,019	1,972	5,672	2,754	16,417	12,665	10,604	23,269	39,686
Okaloosa	3,098	1,196	3,450	1,269	9,013	6,674	12,323	18,997	28,010
Santa Rosa	2,332	882	2,127	681	6,022	4,791	6,115	10,906	16,928
Walton	895	590	1,108	381	2,974	2,748	1,717	4,465	7,439
Circuit 2	4,887	3,391	6,128	3,358	17,764	10,218	18,080	28,298	46,062
Franklin	242	84	225	86	637	832	320	1,152	1,789
Gadsden	528	274	709	527	2,038	1,102	2,979	4,081	6,119
Jefferson	191	73	149	81	494	368	597	965	1,459
Leon	3,320	2,735	4,345	2,482	12,882	6,988	12,895	19,883	32,765
Liberty	180	34	159	39	412	191	440	631	1,043
Wakulla	426	191	541	143	1,301	737	849	1,586	2,887
Circuit 3	2,503	1,062	3,429	1,247	8,241	5,460	10,383	15,843	24,084
Columbia	763	416	1,219	478	2,876	2,101	3,245	5,346	8,222
Dixie	171	67	335	102	675	427	479	906	1,581
Hamilton	329	94	302	91	816	648	839	1,487	2,303
Lafayette	113	31	134	39	317	116	314	430	747
Madison	280	90	315	106	791	503	2,872	3,375	4,166
Suwannee	556	250	718	283	1,807	993	1,664	2,657	4,464
Taylor	291	114	406	148	959	672	970	1,642	2,601
Circuit 4	8,370	9,524	19,458	7,180	44,532	42,337	151,730	194,067	238,599
Clay	1,258	1,199	2,701	746	5,904	3,698	13,553	17,251	23,155
Duval	6,325	7,840	15,582	6,012	35,759	36,030	135,609	171,639	207,398
Nassau	787	485	1,175	422	2,869	2,609	2,568	5,177	8,046

CIRCUIT AND COUNTY COURT FILINGS
by Circuit/County and Division
FY 2017-18

Circuit/County	Circuit Court					County Court			Total
	Criminal	Civil	Family Court*	Probate	Total	Criminal	Civil**	Total	
Circuit 5	10,629	7,130	15,152	8,548	41,459	24,856	41,613	66,469	107,928
Citrus	1,115	913	1,987	954	4,969	2,232	4,052	6,284	11,253
Hernando	2,368	1,289	2,837	2,494	8,988	4,384	9,241	13,625	22,613
Lake	2,671	2,244	3,934	2,096	10,945	7,912	14,144	22,056	33,001
Marion	3,338	2,299	5,656	2,402	13,695	7,729	9,433	17,162	30,857
Sumter	1,137	385	738	602	2,862	2,599	4,743	7,342	10,204
Circuit 6	17,684	11,031	18,893	10,933	58,541	46,361	65,091	111,452	169,993
Pasco	6,045	3,542	6,589	3,484	19,660	14,143	19,122	33,265	52,925
Pinellas	11,639	7,489	12,304	7,449	38,881	32,218	45,969	78,187	117,068
Circuit 7	9,346	6,466	12,464	6,614	34,890	36,795	55,771	92,566	127,456
Flagler	763	701	1,166	618	3,248	3,497	2,298	5,795	9,043
Putnam	1,204	445	1,391	402	3,442	2,972	2,655	5,627	9,069
St. Johns	1,409	1,441	2,288	1,038	6,176	5,489	9,530	15,019	21,195
Volusia	5,970	3,879	7,619	4,556	22,024	24,837	41,288	66,125	88,149
Circuit 8	4,022	1,954	4,989	2,939	13,904	10,562	18,959	29,521	43,425
Alachua	2,331	1,232	2,942	2,239	8,744	6,277	13,648	19,925	28,669
Baker	470	134	460	218	1,282	813	915	1,728	3,010
Bradford	412	184	364	130	1,090	1,104	1,820	2,924	4,014
Gilchrist	187	75	287	70	619	440	388	828	1,447
Levy	487	254	736	198	1,675	1,654	1,731	3,385	5,060
Union	135	75	200	84	494	274	457	731	1,225
Circuit 9	14,012	15,434	23,097	7,016	59,559	38,692	297,565	336,257	395,816
Orange	11,060	11,983	18,055	5,561	46,659	31,092	275,753	306,845	353,504
Osceola	2,952	3,451	5,042	1,455	12,900	7,600	21,812	29,412	42,312

Overall Statistics ◆ **Filings**

CIRCUIT AND COUNTY COURT FILINGS
by Circuit/County and Division
FY 2017-18

Circuit/County	Circuit Court					County Court			Total
	Criminal	Civil	Family Court*	Probate	Total	Criminal	Civil**	Total	
Circuit 10	10,225	5,107	14,379	5,662	35,373	25,557	35,972	61,529	96,902
Hardee	333	115	450	118	1,016	1,142	2,610	3,752	4,768
Highlands	1,029	620	1,366	850	3,865	2,019	2,538	4,557	8,422
Polk	8,863	4,372	12,563	4,694	30,492	22,396	30,824	53,220	83,712
Circuit 11	13,674	36,231	30,365	12,431	92,701	65,974	666,030	732,004	824,705
Miami-Dade	13,674	36,231	30,365	12,431	92,701	65,974	666,030	732,004	824,705
Circuit 12	6,347	4,629	9,075	6,731	26,782	18,929	33,280	52,209	78,991
Desoto	451	145	552	153	1,301	668	871	1,539	2,840
Manatee	2,642	1,894	4,632	2,156	11,324	8,696	10,088	18,784	30,108
Sarasota	3,254	2,590	3,891	4,422	14,157	9,565	22,321	31,886	46,043
Circuit 13	12,543	11,081	22,719	8,066	54,409	38,038	111,281	149,319	203,728
Hillsborough	12,543	11,081	22,719	8,066	54,409	38,038	111,281	149,319	203,728
Circuit 14	6,890	1,800	5,794	1,908	16,392	14,451	12,542	26,993	43,385
Bay	4,533	1,161	3,597	1,078	10,369	11,542	7,813	19,355	29,724
Calhoun	296	62	354	104	816	214	620	834	1,650
Gulf	237	77	189	106	609	434	187	621	1,230
Holmes	601	83	402	154	1,240	527	616	1,143	2,383
Jackson	740	273	751	315	2,079	1,124	2,570	3,694	5,773
Washington	483	144	501	151	1,279	610	736	1,346	2,625
Circuit 15	8,194	14,537	13,936	8,745	45,412	50,257	137,344	187,601	233,013
Palm Beach	8,194	14,537	13,936	8,745	45,412	50,257	137,344	187,601	233,013
Circuit 16	1,049	1,240	1,122	507	3,918	3,038	10,059	13,097	17,015
Monroe	1,049	1,240	1,122	507	3,918	3,038	10,059	13,097	17,015

CIRCUIT AND COUNTY COURT FILINGS
by Circuit/County and Division
FY 2017-18

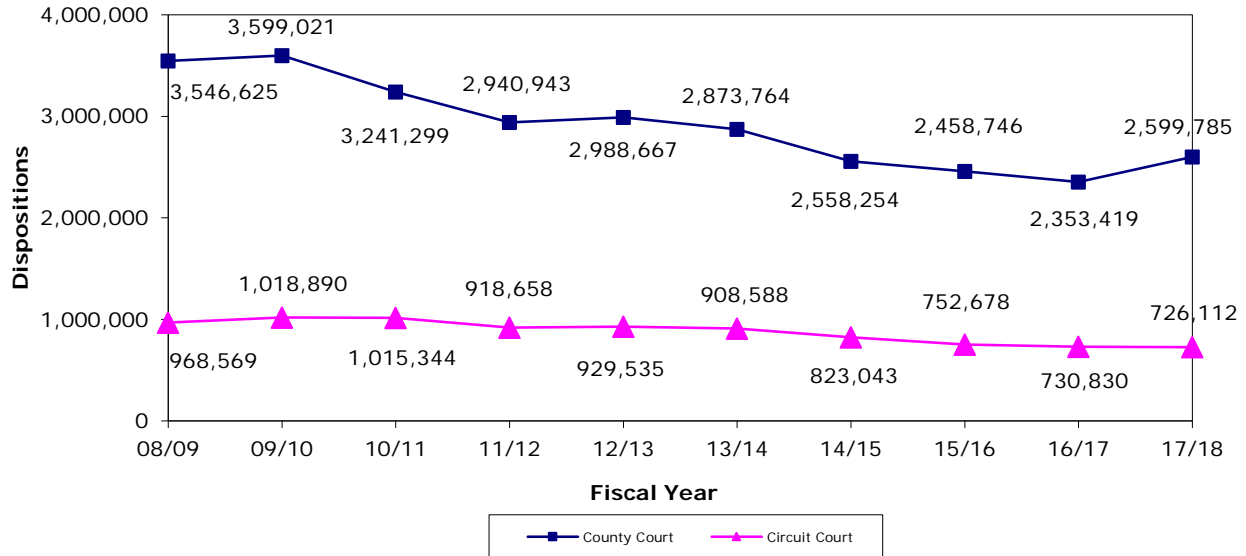
Circuit/County	Circuit Court					County Court			Total
	Criminal	Civil	Family Court*	Probate	Total	Criminal	Civil**	Total	
Circuit 17	11,666	25,285	27,694	9,742	74,387	39,636	239,092	278,728	353,115
Broward	11,666	25,285	27,694	9,742	74,387	39,636	239,092	278,728	353,115
Circuit 18	9,230	6,826	13,030	5,899	34,985	28,349	61,583	89,932	124,917
Brevard	6,187	3,870	7,747	3,387	21,191	17,161	22,910	40,071	61,262
Seminole	3,043	2,956	5,283	2,512	13,794	11,188	38,673	49,861	63,655
Circuit 19	5,450	4,464	7,768	4,283	21,965	16,705	30,504	47,209	69,174
Indian River	1,183	886	1,710	966	4,745	3,577	5,632	9,209	13,954
Martin	1,269	1,232	1,614	1,042	5,157	5,376	7,254	12,630	17,787
Okeechobee	612	261	791	197	1,861	1,425	1,450	2,875	4,736
St. Lucie	2,386	2,085	3,653	2,078	10,202	6,327	16,168	22,495	32,697
Circuit 20	8,354	9,049	16,468	9,174	43,045	34,726	58,197	92,923	135,968
Charlotte	1,717	1,073	2,508	2,139	7,437	4,919	4,313	9,232	16,669
Collier	1,630	2,793	3,117	2,225	9,765	7,892	14,850	22,742	32,507
Glades	145	41	120	60	366	441	1,701	2,142	2,508
Hendry	607	188	636	129	1,560	1,686	1,849	3,535	5,095
Lee	4,255	4,954	10,087	4,621	23,917	19,788	35,484	55,272	79,189
Total	177,419	180,881	278,317	126,068	762,685	577,819	2,085,835	2,663,654	3,426,339

*Family Court filings include domestic relations, juvenile delinquency, juvenile dependency, and termination of parental rights.

**These data do not include all civil traffic infractions reported to the Florida Court Clerks and Comptrollers by the clerks of court. They only represent those civil traffic infraction filings presided over by a judge or hearing officer.

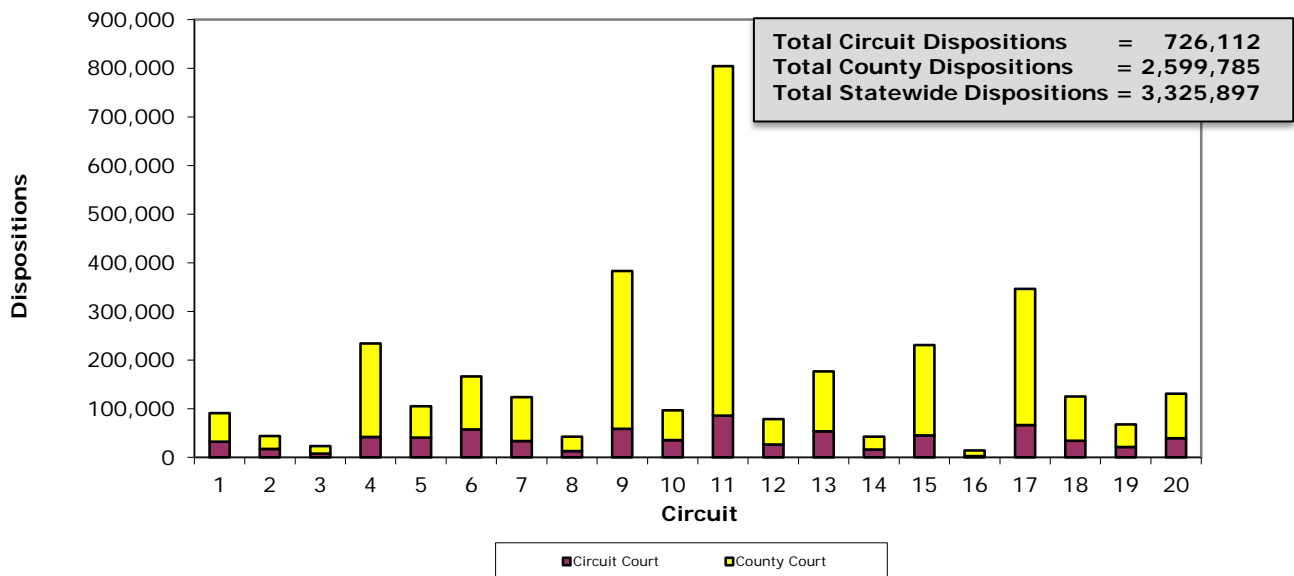
Overall Statistics ◆ **Dispositions**

CIRCUIT AND COUNTY COURT DISPOSITIONS*
FY 2008-09 to FY 2017-18



*In fiscal year 2008-09, the increase in county court dispositions is attributed to a refinement in the methodology used to calculate civil traffic infraction activity. Termination of parental rights (TPR) dispositions are included beginning in fiscal year 2010-11. The reporting of TPR dispositions began in January 2010.

CIRCUIT AND COUNTY COURT DISPOSITIONS
by Circuit
FY 2017-18



CIRCUIT AND COUNTY COURT DISPOSITIONS
Statewide by Division and Month
FY 2017-18

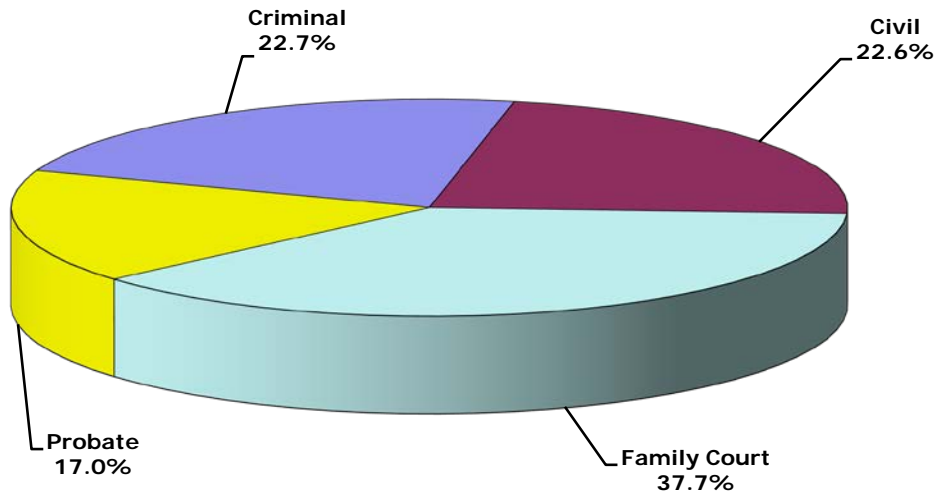
Division	Jul	Aug	Sep	Oct	Nov	Dec	Jan	Feb	Mar	Apr	May	Jun	Total
A. Circuit Court	54,792	69,191	46,153	65,235	58,582	52,645	61,151	57,789	62,356	63,748	68,895	65,575	726,112
1. Criminal	12,442	16,362	10,461	15,674	13,799	11,267	14,322	13,628	13,956	13,757	14,643	14,509	164,820
2. Civil	13,097	16,062	10,175	13,699	12,380	11,386	13,905	12,614	14,474	15,202	15,691	15,568	164,253
3. Family Court*	20,353	26,213	18,360	25,669	22,783	20,560	22,521	21,226	22,763	23,511	25,778	23,917	273,654
4. Probate	8,900	10,554	7,157	10,193	9,620	9,432	10,403	10,321	11,163	11,278	12,783	11,581	123,385
B. County Court	203,034	246,018	153,771	237,238	207,473	187,385	228,470	214,517	227,103	229,354	238,101	227,321	2,599,785
1. Criminal	46,294	57,287	36,661	54,232	46,939	40,807	51,314	47,319	50,202	51,980	53,053	51,002	587,090
2. Civil**	156,740	188,731	117,110	183,006	160,534	146,578	177,156	167,198	176,901	177,374	185,048	176,319	2,012,695
Total	257,826	315,209	199,924	302,473	266,055	240,030	289,621	272,306	289,459	293,102	306,996	292,896	3,325,897

*Family Court dispositions include domestic relations, juvenile delinquency, juvenile dependency, and termination of parental rights. The reporting of termination of parental rights dispositions began in January 2010.

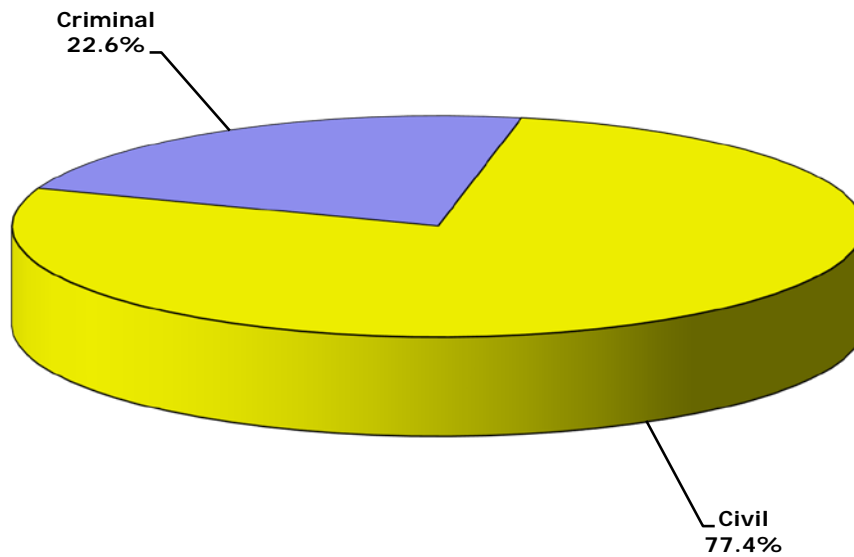
**These data do not include all civil traffic infractions reported to the Florida Court Clerks and Comptrollers by the clerks of court. They only represent those civil traffic infraction dispositions presided over by a judge or hearing officer.

Overall Statistics ◆ **Dispositions**

CIRCUIT COURT DISPOSITIONS
by Division
FY 2017-18



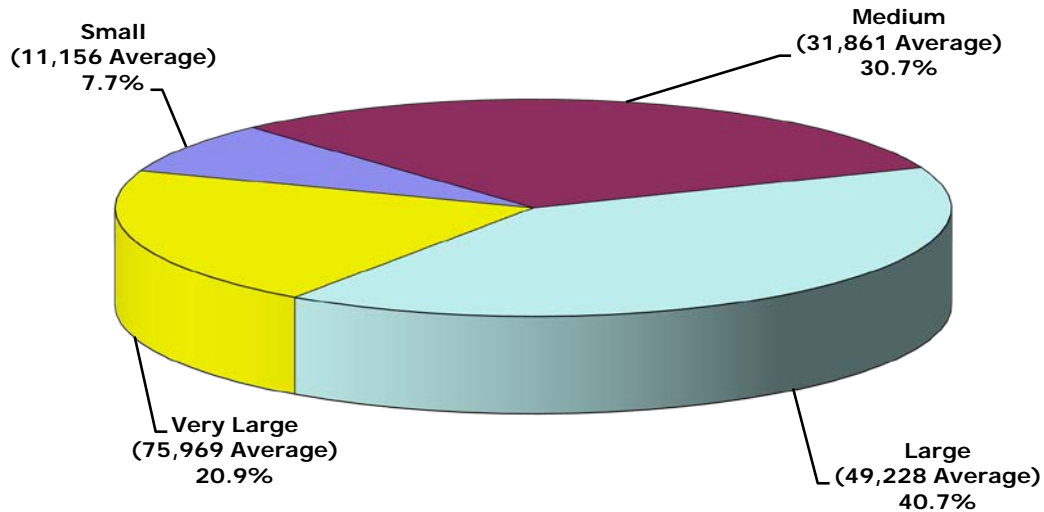
COUNTY COURT DISPOSITIONS
by Division
FY 2017-18



CIRCUIT COURT DISPOSITIONS

by Circuit Size*

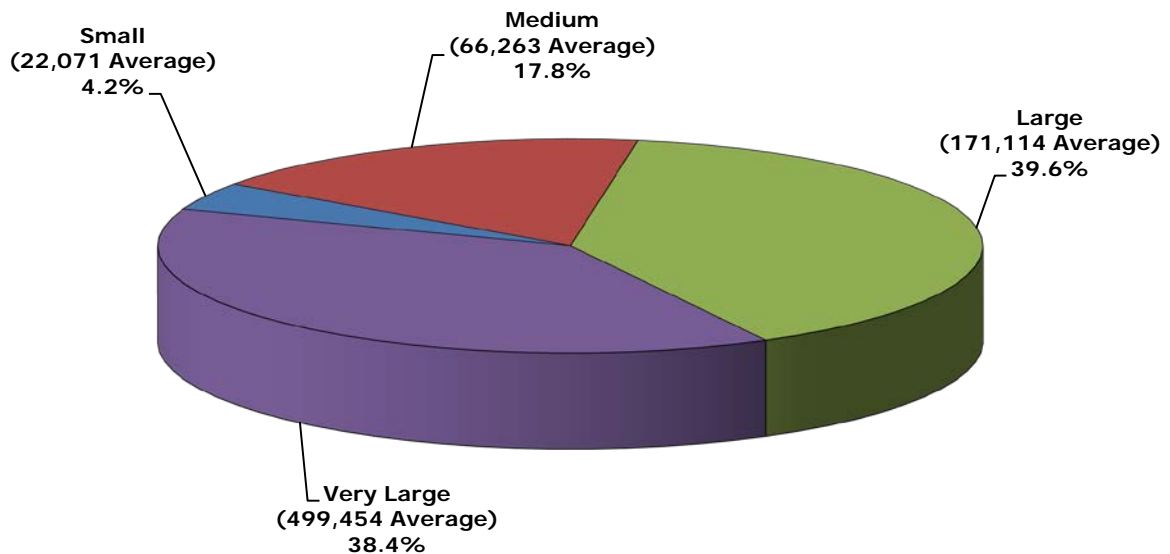
FY 2017-18



COUNTY COURT DISPOSITIONS

by Circuit Size*

FY 2017-18



*Small Circuits - 2nd, 3rd, 8th, 14th, 16th;

Medium Circuits - 1st, 5th, 7th, 10th, 12th, 18th, 19th;

Large Circuits - 4th, 6th, 9th, 13th, 15th, 20th; and

Very Large Circuits - 11th, 17th (as defined in the Glossary).

Overall Statistics ◆ Dispositions

**CIRCUIT AND COUNTY COURT DISPOSITIONS
by Circuit/County and Division
FY 2017-18**

Circuit/County	Circuit Court					County Court			Total
	Criminal	Civil	Family Court*	Probate	Total	Criminal	Civil**	Total	
Circuit 1	12,192	4,088	11,248	4,593	32,121	28,787	29,661	58,448	90,569
Escambia	6,215	1,849	5,111	2,530	15,705	13,110	9,923	23,033	38,738
Okaloosa	3,135	841	3,276	1,084	8,336	7,896	12,333	20,229	28,565
Santa Rosa	1,949	872	1,863	619	5,303	5,032	5,781	10,813	16,116
Walton	893	526	998	360	2,777	2,749	1,624	4,373	7,150
Circuit 2	4,804	3,281	5,950	3,028	17,063	9,761	17,232	26,993	44,056
Franklin	246	84	48	11	389	777	226	1,003	1,392
Gadsden	544	409	675	644	2,272	1,261	2,916	4,177	6,449
Jefferson	181	54	98	50	383	313	564	877	1,260
Leon	3,276	2,627	4,556	2,229	12,688	6,601	12,389	18,990	31,678
Liberty	169	46	116	52	383	225	385	610	993
Wakulla	388	61	457	42	948	584	752	1,336	2,284
Circuit 3	2,480	1,080	3,255	908	7,723	5,453	10,101	15,554	23,277
Columbia	820	441	1,162	405	2,828	2,118	3,314	5,432	8,260
Dixie	160	102	322	52	636	366	496	862	1,498
Hamilton	266	95	253	44	658	634	804	1,438	2,096
Lafayette	91	51	128	0	270	99	243	342	612
Madison	291	61	313	82	747	613	2,704	3,317	4,064
Suwannee	575	250	698	225	1,748	910	1,589	2,499	4,247
Taylor	277	80	379	100	836	713	951	1,664	2,500
Circuit 4	8,383	8,136	19,040	6,417	41,976	46,370	145,526	191,896	233,872
Clay	1,387	1,024	2,826	730	5,967	3,642	13,053	16,695	22,662
Duval	6,174	6,769	15,183	5,372	33,498	40,237	129,851	170,088	203,586
Nassau	822	343	1,031	315	2,511	2,491	2,622	5,113	7,624

CIRCUIT AND COUNTY COURT DISPOSITIONS
by Circuit/County and Division
FY 2017-18

Circuit/County	Circuit Court					County Court			Total
	Criminal	Civil	Family Court*	Probate	Total	Criminal	Civil**	Total	
Circuit 5	10,337	6,811	14,816	8,315	40,279	23,993	40,857	64,850	105,129
Citrus	1,177	959	1,992	1,017	5,145	2,359	3,902	6,261	11,406
Hernando	2,362	1,305	2,784	2,292	8,743	4,579	9,041	13,620	22,363
Lake	2,636	1,942	3,860	2,040	10,478	7,347	13,750	21,097	31,575
Marion	3,122	2,233	5,403	2,363	13,121	7,565	9,398	16,963	30,084
Sumter	1,040	372	777	603	2,792	2,143	4,766	6,909	9,701
Circuit 6	16,628	11,569	17,774	11,168	57,139	43,950	65,152	109,102	166,241
Pasco	5,404	4,484	6,046	3,641	19,575	14,756	18,950	33,706	53,281
Pinellas	11,224	7,085	11,728	7,527	37,564	29,194	46,202	75,396	112,960
Circuit 7	9,321	5,558	12,319	6,397	33,595	39,004	50,954	89,958	123,553
Flagler	755	566	1,163	545	3,029	3,596	1,491	5,087	8,116
Putnam	1,136	302	1,439	303	3,180	3,478	2,632	6,110	9,290
St. Johns	1,462	1,111	2,141	1,002	5,716	5,870	9,258	15,128	20,844
Volusia	5,968	3,579	7,576	4,547	21,670	26,060	37,573	63,633	85,303
Circuit 8	3,972	1,868	4,578	2,585	13,003	11,036	18,294	29,330	42,333
Alachua	2,317	1,260	2,671	2,108	8,356	6,876	13,291	20,167	28,523
Baker	417	126	400	109	1,052	779	772	1,551	2,603
Bradford	462	172	382	113	1,129	1,094	1,831	2,925	4,054
Gilchrist	180	59	253	0	492	372	347	719	1,211
Levy	467	177	654	183	1,481	1,655	1,600	3,255	4,736
Union	129	74	218	72	493	260	453	713	1,206
Circuit 9	12,462	13,080	23,742	9,239	58,523	38,701	286,098	324,799	383,322
Orange	9,271	10,342	18,698	7,943	46,254	30,612	265,079	295,691	341,945
Osceola	3,191	2,738	5,044	1,296	12,269	8,089	21,019	29,108	41,377

Overall Statistics ◆ Dispositions

**CIRCUIT AND COUNTY COURT DISPOSITIONS
by Circuit/County and Division
FY 2017-18**

Circuit/County	Circuit Court					County Court			Total
	Criminal	Civil	Family Court*	Probate	Total	Criminal	Civil**	Total	
Circuit 10	9,936	4,586	14,669	6,013	35,204	25,017	36,312	61,329	96,533
Hardee	281	155	393	94	923	1,219	2,584	3,803	4,726
Highlands	889	500	1,188	825	3,402	1,888	1,839	3,727	7,129
Polk	8,766	3,931	13,088	5,094	30,879	21,910	31,889	53,799	84,678
Circuit 11	12,820	31,515	28,747	12,567	85,649	69,624	649,252	718,876	804,525
Miami-Dade	12,820	31,515	28,747	12,567	85,649	69,624	649,252	718,876	804,525
Circuit 12	5,878	4,871	9,436	6,408	26,593	20,207	31,749	51,956	78,549
Desoto	485	130	466	114	1,195	686	652	1,338	2,533
Manatee	2,428	1,889	4,309	1,975	10,601	9,201	9,136	18,337	28,938
Sarasota	2,965	2,852	4,661	4,319	14,797	10,320	21,961	32,281	47,078
Circuit 13	10,436	11,150	23,519	8,136	53,241	34,022	89,223	123,245	176,486
Hillsborough	10,436	11,150	23,519	8,136	53,241	34,022	89,223	123,245	176,486
Circuit 14	6,463	1,915	5,778	1,595	15,751	14,606	11,901	26,507	42,258
Bay	4,282	1,186	3,856	878	10,202	11,660	7,604	19,264	29,466
Calhoun	312	62	380	87	841	249	573	822	1,663
Gulf	204	112	167	116	599	371	117	488	1,087
Holmes	529	81	375	112	1,097	565	555	1,120	2,217
Jackson	655	292	700	350	1,997	1,152	2,443	3,595	5,592
Washington	481	182	300	52	1,015	609	609	1,218	2,233
Circuit 15	8,427	13,960	13,492	9,299	45,178	56,009	129,887	185,896	231,074
Palm Beach	8,427	13,960	13,492	9,299	45,178	56,009	129,887	185,896	231,074
Circuit 16	351	606	894	390	2,241	2,089	9,880	11,969	14,210
Monroe	351	606	894	390	2,241	2,089	9,880	11,969	14,210

CIRCUIT AND COUNTY COURT DISPOSITIONS
by Circuit/County and Division
FY 2017-18

Circuit/County	Circuit Court					County Court			Total
	Criminal	Civil	Family Court*	Probate	Total	Criminal	Civil**	Total	
Circuit 17	8,427	20,996	27,661	9,204	66,288	38,444	241,588	280,032	346,320
Broward	8,427	20,996	27,661	9,204	66,288	38,444	241,588	280,032	346,320
Circuit 18	8,487	7,215	13,260	5,037	33,999	29,244	61,654	90,898	124,897
Brevard	5,470	4,065	7,765	2,683	19,983	17,559	21,379	38,938	58,921
Seminole	3,017	3,150	5,495	2,354	14,016	11,685	40,275	51,960	65,976
Circuit 19	5,144	4,189	7,623	4,277	21,233	17,066	29,337	46,403	67,636
Indian River	1,113	813	1,667	1,285	4,878	3,527	5,510	9,037	13,915
Martin	1,132	1,225	1,561	989	4,907	5,370	7,110	12,480	17,387
Okeechobee	633	195	784	134	1,746	1,445	1,299	2,744	4,490
St. Lucie	2,266	1,956	3,611	1,869	9,702	6,724	15,418	22,142	31,844
Circuit 20	7,872	7,779	15,853	7,809	39,313	33,707	58,037	91,744	131,057
Charlotte	1,585	1,000	2,192	1,514	6,291	4,797	5,580	10,377	16,668
Collier	1,617	2,375	3,108	2,067	9,167	7,933	14,273	22,206	31,373
Glades	148	33	95	58	334	450	1,674	2,124	2,458
Hendry	615	191	608	80	1,494	1,700	1,757	3,457	4,951
Lee	3,907	4,180	9,850	4,090	22,027	18,827	34,753	53,580	75,607
Total	164,820	164,253	273,654	123,385	726,112	587,090	2,012,695	2,599,785	3,325,897

*Family Court dispositions include domestic relations, juvenile delinquency, juvenile dependency, and termination of parental rights. The reporting of termination of parental rights dispositions began in January 2010.

**These data do not include all civil traffic infractions reported to the Florida Court Clerks and Comptrollers by the clerks of court. They only represent those civil traffic infraction dispositions presided over by a judge or hearing officer.