

**Circuit Civil ♦ Overview**

The Circuit Civil division includes the following six categories of civil cases: professional malpractice and products liability, auto and other negligence, contract and indebtedness, real property, business disputes, and other circuit civil. Within these categories are the following case types:

**Professional Malpractice and Products Liability** - business, medical, other professional malpractice, products liability, and construction defect

**Auto and Other Negligence** - auto negligence and other negligence (examples of other negligence include: environment/toxic tort, mass torts, negligent security, and other similar events)

**Contract and Indebtedness** - contract and indebtedness

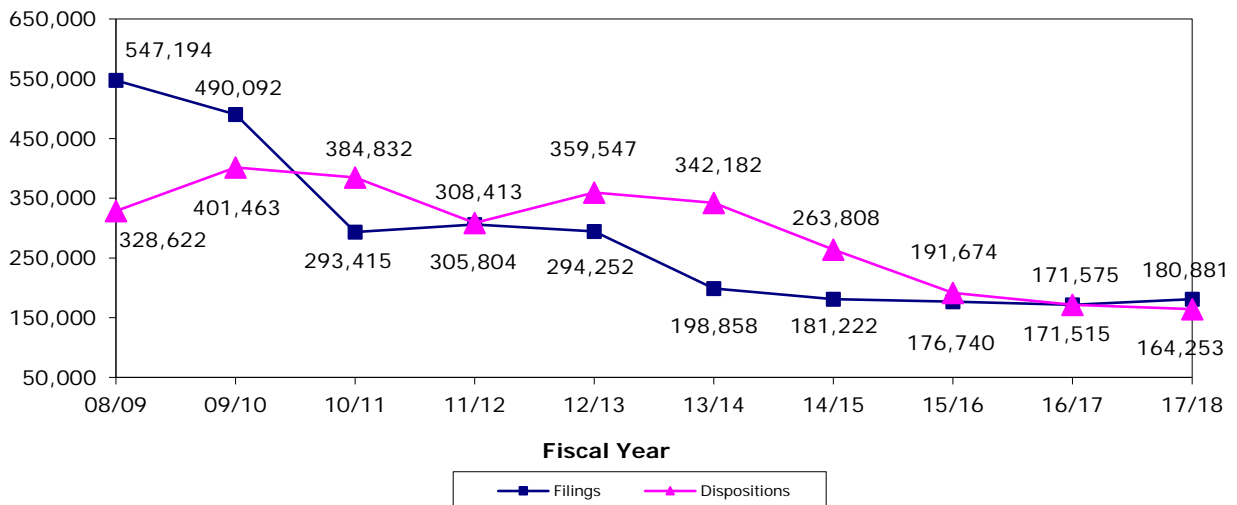
**Real Property** - commercial, homestead residential, non-homestead residential, other real property/mortgage foreclosure actions and condominium

**Business Disputes** - other (examples of other include: antitrust/trade regulation, business transaction, corporate trust, intellectual property, and other similar events) and other negligence (examples of other negligence include: business governance, business tort, and third party indemnification)

**Other Circuit Civil** - eminent domain and other (examples of other include: constitutional challenge statute or ordinance, constitutional challenge proposed amendment, insurance claim, and other similar events)

In the Circuit Civil division, *filings* correspond to each complaint or petition filed. *Dispositions* correspond to each complaint or petition disposed. *Jury trials* are defined as trials in which a group of citizens is impaneled, selected, and sworn to determine the issues of fact in a case.

**CIRCUIT CIVIL FILINGS AND DISPOSITIONS  
FY 2008-09 to FY 2017-18**



**CIRCUIT CIVIL FILINGS**  
**Statewide by Category/Case Type and Month**  
**FY 2017-18**

Category/ Case Type	Jul	Aug	Sep	Oct	Nov	Dec	Jan	Feb	Mar	Apr	May	Jun	Total
<b>A. Professional Malpractice and Product Liability</b>	<b>244</b>	<b>333</b>	<b>276</b>	<b>314</b>	<b>271</b>	<b>278</b>	<b>254</b>	<b>241</b>	<b>259</b>	<b>341</b>	<b>271</b>	<b>265</b>	<b>3,347</b>
1. Professional Malpractice	104	150	123	164	140	138	139	109	126	148	137	142	1,620
a. Business	4	16	6	14	19	7	12	11	5	12	7	12	125
b. Medical	86	111	98	123	100	113	107	82	105	111	118	110	1,264
c. Other Professional	14	23	19	27	21	18	20	16	16	25	12	20	231
2. Products Liability	59	97	84	77	70	71	72	70	55	87	83	68	893
3. Other Negligence	81	86	69	73	61	69	43	62	78	106	51	55	834
a. Construction Defect	81	86	69	73	61	69	43	62	78	106	51	55	834
<b>B. Auto and Other Negligence</b>	<b>3,156</b>	<b>3,891</b>	<b>2,786</b>	<b>3,729</b>	<b>3,500</b>	<b>3,550</b>	<b>3,933</b>	<b>3,610</b>	<b>3,867</b>	<b>3,828</b>	<b>4,058</b>	<b>3,836</b>	<b>43,744</b>
1. Auto Negligence	2,209	2,691	1,956	2,638	2,464	2,433	2,790	2,546	2,700	2,752	2,884	2,706	30,769
2. Other Negligence	947	1,200	830	1,091	1,036	1,117	1,143	1,064	1,167	1,076	1,174	1,130	12,975
a. Environmental/ Toxic Tort	3	1	15	2	5	8	3	4	5	8	9	1	64
b. Mass Tort	0	1	3	2	1	1	1	0	0	5	5	2	21
c. Negligent Security	29	34	18	29	24	26	21	31	21	19	26	32	310
d. Nursing Home Negligence	64	64	40	68	54	68	83	68	64	56	72	65	766
e. Premises Liability Commercial	524	688	475	657	626	650	687	572	664	625	691	636	7,495
f. Premises Liability Residential	85	113	80	108	69	95	90	91	109	89	85	102	1,116
g. Other	242	299	199	225	257	269	258	298	304	274	286	292	3,203
<b>C. Contract and Indebtedness</b>	<b>3,514</b>	<b>4,086</b>	<b>2,553</b>	<b>3,670</b>	<b>3,741</b>	<b>3,858</b>	<b>5,231</b>	<b>4,808</b>	<b>5,743</b>	<b>5,368</b>	<b>5,550</b>	<b>5,521</b>	<b>53,643</b>
1. Contract and Indebtedness	3,514	4,086	2,553	3,670	3,741	3,858	5,231	4,808	5,743	5,368	5,550	5,521	53,643

**Circuit Civil** ◆ **Filings**

**CIRCUIT CIVIL FILINGS**  
**Statewide by Category/Case Type and Month**  
**FY 2017-18**

Category/ Case Type	Jul	Aug	Sep	Oct	Nov	Dec	Jan	Feb	Mar	Apr	May	Jun	Total
<b>D. Real Property</b>	<b>4,196</b>	<b>5,657</b>	<b>2,273</b>	<b>2,516</b>	<b>2,194</b>	<b>2,362</b>	<b>2,980</b>	<b>3,224</b>	<b>3,906</b>	<b>4,328</b>	<b>5,362</b>	<b>5,639</b>	<b>44,637</b>
1. Condominium	121	122	66	109	127	101	96	109	112	118	116	130	1,327
2. Real Property/ Mortgage Foreclosure	4,075	5,535	2,207	2,407	2,067	2,261	2,884	3,115	3,794	4,210	5,246	5,509	43,310
a. Commercial Foreclosure	72	89	82	90	65	79	63	57	67	71	70	77	882
1) <=\$50,000	10	16	13	12	7	20	10	4	11	10	10	8	131
2) \$50,001 - \$249,999	27	21	24	34	28	30	23	22	28	30	28	37	332
3) >=\$250,000	35	52	45	44	30	29	30	31	28	31	32	32	419
b. Homestead Residential Foreclosure	2,000	2,702	995	902	752	873	1,277	1,463	1,811	2,065	2,843	2,971	20,654
1) <=\$50,000	198	315	173	158	147	141	205	257	271	303	307	285	2,760
2) \$50,001 - \$249,999	1,375	1,789	656	584	479	565	828	971	1,197	1,390	2,030	2,137	14,001
3) >=\$250,000	427	598	166	160	126	167	244	235	343	372	506	549	3,893
c. Non-Homestead Residential Foreclosure	1,312	2,035	686	675	562	659	869	916	1,220	1,395	1,660	1,776	13,765
1) <=\$50,000	168	214	82	138	95	117	135	164	169	203	216	169	1,870
2) \$50,001 - \$249,999	825	1,279	435	390	343	403	546	540	790	874	1,106	1,225	8,756
3) >=\$250,000	319	542	169	147	124	139	188	212	261	318	338	382	3,139
d. Other Real Property Actions	691	709	444	740	688	650	675	679	696	679	673	685	8,009
1) <=\$50,000	616	625	380	657	608	575	600	592	598	570	569	588	6,978
\$50,001 - \$249,999	64	56	51	67	63	66	62	71	80	85	84	77	826
3) >=\$250,000	11	28	13	16	17	9	13	16	18	24	20	20	205

**CIRCUIT CIVIL FILINGS**  
**Statewide by Category/Case Type and Month**  
**FY 2017-18**

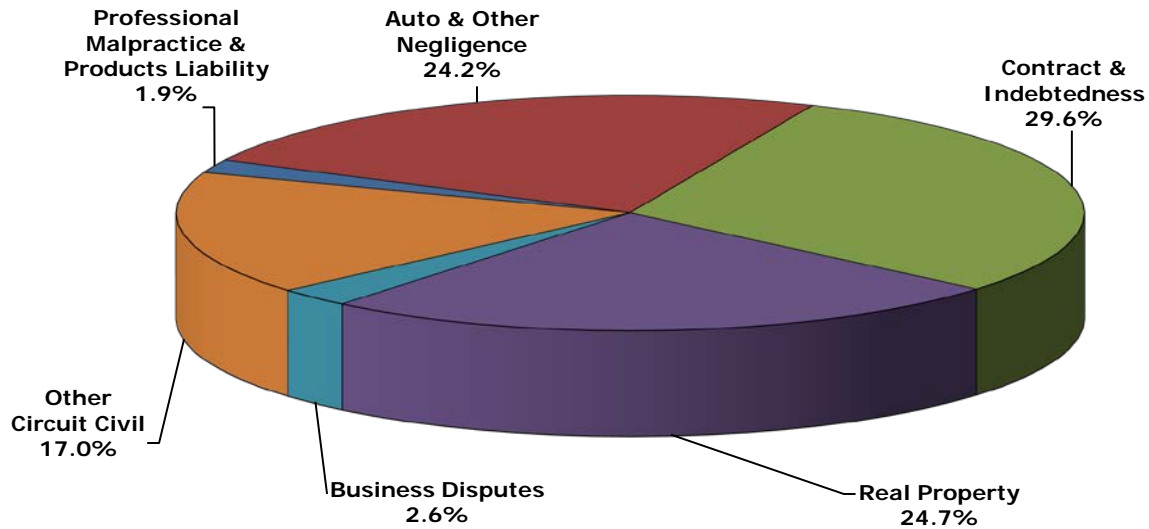
Category/ Case Type	Jul	Aug	Sep	Oct	Nov	Dec	Jan	Feb	Mar	Apr	May	Jun	Total
<b>E. Business Disputes</b>	<b>329</b>	<b>427</b>	<b>336</b>	<b>383</b>	<b>403</b>	<b>357</b>	<b>393</b>	<b>422</b>	<b>411</b>	<b>437</b>	<b>474</b>	<b>401</b>	<b>4,773</b>
1. Other Negligence	58	61	44	52	57	57	58	63	57	44	49	60	660
a. Business Governance	4	5	4	5	5	5	6	4	6	4	5	10	63
b. Business Tort	38	47	36	43	49	47	51	51	49	35	40	46	532
c. Third Party Indemnification	16	9	4	4	3	5	1	8	2	5	4	4	65
2. Other	271	366	292	331	346	300	335	359	354	393	425	341	4,113
a. Antitrust/ Trade Regulation	2	5	5	7	7	9	4	4	7	6	5	9	70
b. Business Transaction	159	187	137	193	167	145	162	171	171	163	230	164	2,049
c. Corporate Trust	1	0	1	0	0	0	0	2	0	1	1	3	9
d. Discrimination Employment or Other	99	148	130	111	158	130	140	166	152	184	157	142	1,717
e. Intellectual Property	1	2	4	1	0	3	6	0	3	2	5	9	36
f. Share Holder Derivative Action	5	9	8	5	1	6	10	3	9	6	7	4	73
g. Securities Litigation	1	5	0	5	3	0	5	3	6	6	3	6	43
h. Trade Secret	3	10	7	9	10	7	8	10	6	25	17	4	116

**Circuit Civil ◆ Filings**

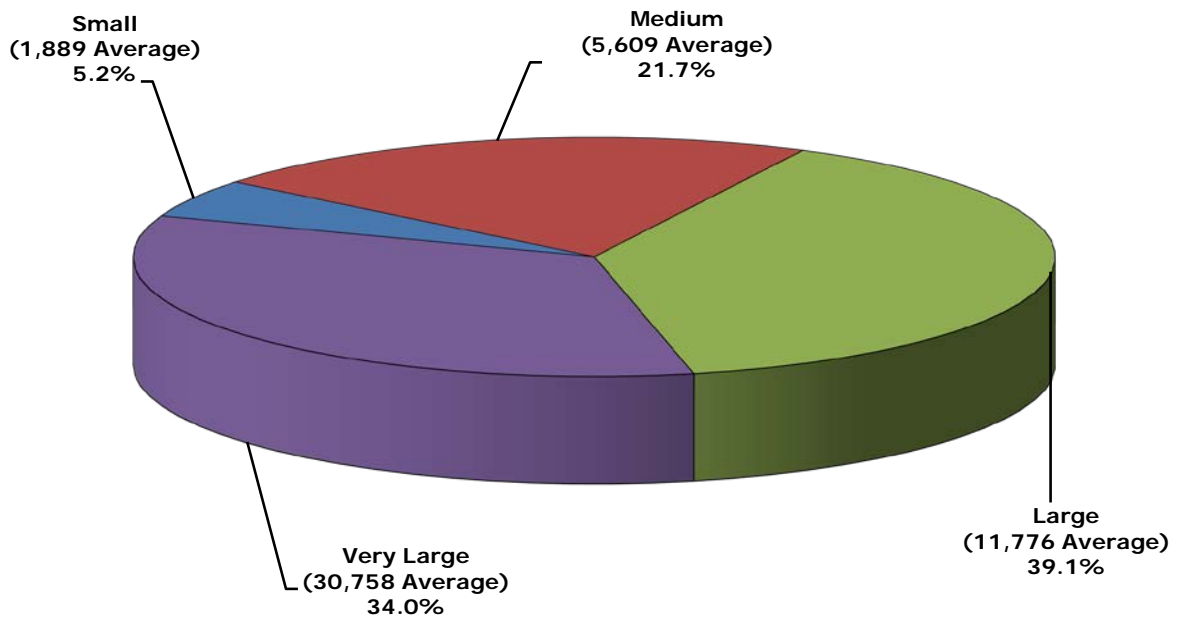
**CIRCUIT CIVIL FILINGS**  
**Statewide by Category/Case Type and Month**  
**FY 2017-18**

Category/ Case Type	Jul	Aug	Sep	Oct	Nov	Dec	Jan	Feb	Mar	Apr	May	Jun	Total
<b>F. Other Circuit Civil</b>	<b>1,991</b>	<b>2,418</b>	<b>1,497</b>	<b>2,040</b>	<b>1,920</b>	<b>2,216</b>	<b>2,669</b>	<b>2,390</b>	<b>3,401</b>	<b>3,359</b>	<b>3,605</b>	<b>3,231</b>	<b>30,737</b>
1. Eminent Domain	43	89	29	30	61	23	42	30	28	29	29	45	478
2. Other	1,948	2,329	1,468	2,010	1,859	2,193	2,627	2,360	3,373	3,330	3,576	3,186	30,259
a. Constitutional Challenge Statute or Ordinance	5	7	4	11	12	7	3	7	5	8	5	18	92
b. Constitutional Challenge Proposed Amendment	0	0	0	0	0	0	1	1	1	0	2	3	8
c. Insurance Claim	615	868	520	725	674	956	1,349	1,108	1,957	1,946	2,098	1,777	14,593
d. Libel/Slander	29	55	19	28	25	29	33	29	37	30	47	33	394
e. Trust Litigation	45	39	29	53	25	29	26	33	34	43	44	34	434
f. Other	1,254	1,360	896	1,193	1,123	1,172	1,215	1,182	1,339	1,303	1,380	1,321	14,738
<b>Total</b>	<b>13,430</b>	<b>16,812</b>	<b>9,721</b>	<b>12,652</b>	<b>12,029</b>	<b>12,621</b>	<b>15,460</b>	<b>14,695</b>	<b>17,587</b>	<b>17,661</b>	<b>19,320</b>	<b>18,893</b>	<b>180,881</b>

**CIRCUIT CIVIL FILINGS**  
by Category  
FY 2017-18



**CIRCUIT CIVIL FILINGS**  
by Circuit Size\*  
FY 2017-18



\*Small Circuits - 2nd, 3rd, 8th, 14th, 16th;  
 Medium Circuits - 1st, 5th, 7th, 10th, 12th, 18th, 19th;  
 Large Circuits - 4th, 6th, 9th, 13th, 15th, 20th; and  
 Very Large Circuits - 11th, 17th (as defined in the Glossary).

**Circuit Civil** ◆ **Filings**

**CIRCUIT CIVIL FILINGS**  
**by Circuit and Case Type**  
**FY 2017-18**

Circuit	Professional Malpractice	Products Liability	Auto Negligence	Other Negligence	Condominium	Contract and Indebtedness	Real Property/ Mortgage Foreclosure	Eminent Domain	Other	Total
1	60	20	828	240	8	803	1,940	28	713	4,640
2	27	12	475	235	4	415	808	6	1,409	3,391
3	9	2	141	70	0	158	389	1	292	1,062
4	120	71	2,404	981	3	1,897	2,974	40	1,034	9,524
5	81	41	1,212	484	7	1,660	2,559	38	1,048	7,130
6	141	60	2,860	996	55	2,378	3,175	11	1,355	11,031
7	67	34	1,020	674	14	1,161	2,116	62	1,318	6,466
8	28	22	342	170	1	337	608	4	442	1,954
9	106	71	3,142	1,373	54	4,316	3,942	20	2,410	15,434
10	66	20	854	390	2	1,174	1,761	8	832	5,107
11	220	156	3,704	2,548	507	16,228	5,581	85	7,202	36,231
12	41	22	812	331	47	1,108	1,412	7	849	4,629
13	118	49	3,457	937	18	2,853	2,327	52	1,270	11,081
14	14	11	194	127	1	267	691	24	471	1,800
15	132	79	2,702	1,269	111	3,977	3,240	14	3,013	14,537
16	21	3	102	85	11	468	152	0	398	1,240
17	176	109	3,355	1,912	435	8,972	4,224	0	6,102	25,285
18	68	45	1,231	566	13	1,741	2,018	21	1,123	6,826
19	49	22	713	290	9	1,045	1,170	10	1,156	4,464
20	76	44	1,221	791	27	2,685	2,223	47	1,935	9,049
<b>Total</b>	<b>1,620</b>	<b>893</b>	<b>30,769</b>	<b>14,469</b>	<b>1,327</b>	<b>53,643</b>	<b>43,310</b>	<b>478</b>	<b>34,372</b>	<b>180,881</b>

**CIRCUIT CIVIL FILINGS**  
**by Circuit/County and Category**  
**FY 2017-18**

Circuit/County	Professional Malpractice and Products Liability	Auto and Other Negligence	Contract and Indebtedness	Real Property	Business Disputes	Other Circuit Civil	Total
<b>Circuit 1</b>	<b>88</b>	<b>1,049</b>	<b>803</b>	<b>1,948</b>	<b>78</b>	<b>674</b>	<b>4,640</b>
Escambia	49	531	299	788	43	262	1,972
Okaloosa	19	280	225	474	3	195	1,196
Santa Rosa	7	168	144	430	9	124	882
Walton	13	70	135	256	23	93	590
<b>Circuit 2</b>	<b>39</b>	<b>703</b>	<b>415</b>	<b>812</b>	<b>314</b>	<b>1,108</b>	<b>3,391</b>
Franklin	1	13	7	37	9	17	84
Gadsden	3	64	30	119	14	44	274
Jefferson	1	18	10	20	3	21	73
Leon	30	585	343	530	275	972	2,735
Liberty	0	1	4	13	3	13	34
Wakulla	4	22	21	93	10	41	191
<b>Circuit 3</b>	<b>13</b>	<b>208</b>	<b>158</b>	<b>389</b>	<b>30</b>	<b>264</b>	<b>1,062</b>
Columbia	7	98	70	161	1	79	416
Dixie	0	6	14	32	0	15	67
Hamilton	0	11	8	30	1	44	94
Lafayette	0	8	3	5	0	15	31
Madison	1	23	10	32	4	20	90
Suwannee	3	34	39	82	11	81	250
Taylor	2	28	14	47	13	10	114
<b>Circuit 4</b>	<b>341</b>	<b>3,198</b>	<b>1,897</b>	<b>2,977</b>	<b>235</b>	<b>876</b>	<b>9,524</b>
Clay	33	289	239	463	20	155	1,199
Duval	278	2,798	1,569	2,320	209	666	7,840
Nassau	30	111	89	194	6	55	485



Circuit Civil  Filings

**CIRCUIT CIVIL FILINGS**  
by Circuit/County and Category  
FY 2017-18

Circuit/County	Professional Malpractice and Products Liability	Auto and Other Negligence	Contract and Indebtedness	Real Property	Business Disputes	Other Circuit Civil	Total
<b>Circuit 5</b>	<b>148</b>	<b>1,650</b>	<b>1,660</b>	<b>2,566</b>	<b>178</b>	<b>928</b>	<b>7,130</b>
Citrus	20	168	224	391	1	109	913
Hernando	29	303	289	429	36	203	1,289
Lake	46	491	637	743	51	276	2,244
Marion	46	580	433	870	77	293	2,299
Sumter	7	108	77	133	13	47	385
<b>Circuit 6</b>	<b>248</b>	<b>3,778</b>	<b>2,378</b>	<b>3,230</b>	<b>285</b>	<b>1,112</b>	<b>11,031</b>
Pasco	96	962	718	1,236	83	447	3,542
Pinellas	152	2,816	1,660	1,994	202	665	7,489
<b>Circuit 7</b>	<b>225</b>	<b>1,550</b>	<b>1,161</b>	<b>2,130</b>	<b>144</b>	<b>1,256</b>	<b>6,466</b>
Flagler	16	116	215	240	11	103	701
Putnam	4	91	63	187	11	89	445
St. Johns	126	363	352	340	38	222	1,441
Volusia	79	980	531	1,363	84	842	3,879
<b>Circuit 8</b>	<b>51</b>	<b>500</b>	<b>337</b>	<b>609</b>	<b>66</b>	<b>391</b>	<b>1,954</b>
Alachua	38	375	230	332	46	211	1,232
Baker	8	27	19	45	7	28	134
Bradford	1	38	23	63	6	53	184
Gilchrist	1	14	16	27	0	17	75
Levy	3	30	43	128	5	45	254
Union	0	16	6	14	2	37	75
<b>Circuit 9</b>	<b>339</b>	<b>4,276</b>	<b>4,316</b>	<b>3,996</b>	<b>460</b>	<b>2,047</b>	<b>15,434</b>
Orange	255	3,567	3,250	3,087	382	1,442	11,983
Osceola	84	709	1,066	909	78	605	3,451

**CIRCUIT CIVIL FILINGS**  
**by Circuit/County and Category**  
**FY 2017-18**

Circuit/County	Professional Malpractice and Products Liability	Auto and Other Negligence	Contract and Indebtedness	Real Property	Business Disputes	Other Circuit Civil	Total
<b>Circuit 10</b>	<b>132</b>	<b>1,186</b>	<b>1,174</b>	<b>1,763</b>	<b>127</b>	<b>725</b>	<b>5,107</b>
Hardee	1	22	30	26	0	36	115
Highlands	39	103	142	254	7	75	620
Polk	92	1,061	1,002	1,483	120	614	4,372
<b>Circuit 11</b>	<b>426</b>	<b>6,055</b>	<b>16,228</b>	<b>6,088</b>	<b>885</b>	<b>6,549</b>	<b>36,231</b>
Miami-Dade	426	6,055	16,228	6,088	885	6,549	36,231
<b>Circuit 12</b>	<b>79</b>	<b>1,114</b>	<b>1,108</b>	<b>1,459</b>	<b>65</b>	<b>804</b>	<b>4,629</b>
Desoto	2	16	29	55	2	41	145
Manatee	35	589	450	583	21	216	1,894
Sarasota	42	509	629	821	42	547	2,590
<b>Circuit 13</b>	<b>269</b>	<b>4,263</b>	<b>2,853</b>	<b>2,345</b>	<b>262</b>	<b>1,089</b>	<b>11,081</b>
Hillsborough	269	4,263	2,853	2,345	262	1,089	11,081
<b>Circuit 14</b>	<b>27</b>	<b>314</b>	<b>267</b>	<b>692</b>	<b>92</b>	<b>408</b>	<b>1,800</b>
Bay	17	244	194	463	58	185	1,161
Calhoun	2	4	16	14	9	17	62
Gulf	1	12	13	19	5	27	77
Holmes	3	6	9	35	0	30	83
Jackson	3	35	35	99	13	88	273
Washington	1	13	0	62	7	61	144
<b>Circuit 15</b>	<b>238</b>	<b>3,860</b>	<b>3,977</b>	<b>3,351</b>	<b>446</b>	<b>2,665</b>	<b>14,537</b>
Palm Beach	238	3,860	3,977	3,351	446	2,665	14,537
<b>Circuit 16</b>	<b>26</b>	<b>182</b>	<b>468</b>	<b>163</b>	<b>16</b>	<b>385</b>	<b>1,240</b>
Monroe	26	182	468	163	16	385	1,240

## Circuit Civil ◆ Filings

**CIRCUIT CIVIL FILINGS**  
by Circuit/County and Category  
FY 2017-18

Circuit/County	Professional Malpractice and Products Liability	Auto and Other Negligence	Contract and Indebtedness	Real Property	Business Disputes	Other Circuit Civil	Total
<b>Circuit 17</b>	<b>304</b>	<b>5,176</b>	<b>8,972</b>	<b>4,659</b>	<b>606</b>	<b>5,568</b>	<b>25,285</b>
Broward	304	5,176	8,972	4,659	606	5,568	25,285
<b>Circuit 18</b>	<b>138</b>	<b>1,736</b>	<b>1,741</b>	<b>2,031</b>	<b>163</b>	<b>1,017</b>	<b>6,826</b>
Brevard	90	887	857	1,259	83	694	3,870
Seminole	48	849	884	772	80	323	2,956
<b>Circuit 19</b>	<b>72</b>	<b>990</b>	<b>1,045</b>	<b>1,179</b>	<b>115</b>	<b>1,063</b>	<b>4,464</b>
Indian River	20	255	215	253	31	112	886
Martin	18	257	290	205	34	428	1,232
Okeechobee	4	49	58	95	5	50	261
St. Lucie	30	429	482	626	45	473	2,085
<b>Circuit 20</b>	<b>144</b>	<b>1,956</b>	<b>2,685</b>	<b>2,250</b>	<b>206</b>	<b>1,808</b>	<b>9,049</b>
Charlotte	18	205	220	360	24	246	1,073
Collier	51	463	1,004	579	56	640	2,793
Glades	1	7	9	15	0	9	41
Hendry	2	29	45	80	4	28	188
Lee	72	1,252	1,407	1,216	122	885	4,954
<b>Total</b>	<b>3,347</b>	<b>43,744</b>	<b>53,643</b>	<b>44,637</b>	<b>4,773</b>	<b>30,737</b>	<b>180,881</b>

**CIRCUIT CIVIL DISPOSITIONS**  
**Statewide by Category/Case Type and Month**  
**FY 2017-18**

Category/ Case Type	Jul	Aug	Sep	Oct	Nov	Dec	Jan	Feb	Mar	Apr	May	Jun	Total
<b>A. Professional Malpractice and Product Liability</b>	<b>253</b>	<b>286</b>	<b>228</b>	<b>338</b>	<b>374</b>	<b>230</b>	<b>254</b>	<b>270</b>	<b>377</b>	<b>310</b>	<b>267</b>	<b>360</b>	<b>3,547</b>
1. Professional Malpractice	123	158	114	121	122	97	121	129	160	183	151	141	1,620
a. Business	9	21	13	13	14	2	6	11	8	13	9	12	131
b. Medical	100	111	81	87	83	73	96	93	121	148	122	108	1,223
c. Other Professional	14	26	20	21	25	22	19	25	31	22	20	21	266
2. Products Liability	87	91	81	186	214	100	93	112	163	90	85	170	1,472
3. Other Negligence	43	37	33	31	38	33	40	29	54	37	31	49	455
a. Construction Defect	43	37	33	31	38	33	40	29	54	37	31	49	455
<b>B. Auto and Other Negligence</b>	<b>2,820</b>	<b>3,407</b>	<b>2,423</b>	<b>3,344</b>	<b>3,153</b>	<b>2,830</b>	<b>3,567</b>	<b>2,934</b>	<b>3,529</b>	<b>3,695</b>	<b>3,694</b>	<b>3,406</b>	<b>38,802</b>
1. Auto Negligence	1,904	2,355	1,668	2,371	2,163	1,934	2,481	2,062	2,436	2,553	2,557	2,358	26,842
2. Other Negligence	916	1,052	755	973	990	896	1,086	872	1,093	1,142	1,137	1,048	11,960
a. Environmental/ Toxic Tort	3	4	12	2	6	2	2	2	1	5	5	1	45
b. Mass Tort	2	0	1	3	1	2	1	0	2	2	2	3	19
c. Negligent Security	16	16	14	18	17	29	28	17	22	23	23	22	245
d. Nursing Home Negligence	46	67	43	41	45	48	56	44	51	69	59	64	633
e. Premises Liability Commercial	510	579	420	544	545	500	619	444	630	611	641	535	6,578
f. Premises Liability Residential	89	69	64	82	97	86	101	97	109	103	97	86	1,080
g. Other	250	317	201	283	279	229	279	268	278	329	310	337	3,360
<b>C. Contract and Indebtedness</b>	<b>3,282</b>	<b>4,051</b>	<b>2,631</b>	<b>3,690</b>	<b>3,148</b>	<b>2,814</b>	<b>3,773</b>	<b>3,438</b>	<b>3,931</b>	<b>4,197</b>	<b>4,335</b>	<b>4,271</b>	<b>43,561</b>
1. Contract and Indebtedness	3,282	4,051	2,631	3,690	3,148	2,814	3,773	3,438	3,931	4,197	4,335	4,271	43,561

**Circuit Civil** ◆ **Dispositions**

**CIRCUIT CIVIL DISPOSITIONS**  
**Statewide by Category/Case Type and Month**  
**FY 2017-18**

Category/ Case Type	Jul	Aug	Sep	Oct	Nov	Dec	Jan	Feb	Mar	Apr	May	Jun	Total
<b>D. Real Property</b>	<b>4,711</b>	<b>5,820</b>	<b>3,148</b>	<b>4,054</b>	<b>3,752</b>	<b>3,538</b>	<b>4,079</b>	<b>3,756</b>	<b>4,186</b>	<b>4,350</b>	<b>4,590</b>	<b>4,776</b>	<b>50,760</b>
1. Condominium	119	133	92	135	94	107	142	110	115	128	128	131	1,434
2. Real Property/ Mortgage Foreclosure	4,592	5,687	3,056	3,919	3,658	3,431	3,937	3,646	4,071	4,222	4,462	4,645	49,326
a. Commercial Foreclosure	82	101	53	88	95	75	89	74	83	92	92	79	1,003
1) <=\$50,000	15	10	6	11	19	9	12	10	12	13	11	11	139
2) \$50,001 - \$249,999	29	41	22	35	31	23	23	19	31	33	30	37	354
3) >=\$250,000	38	50	25	42	45	43	54	45	40	46	51	31	510
b. Homestead Residential Foreclosure	2,528	3,000	1,635	2,007	1,880	1,785	1,941	1,704	1,933	2,054	2,139	2,310	24,916
1) <=\$50,000	257	317	192	219	221	188	199	198	201	224	278	244	2,738
2) \$50,001 - \$249,999	1,757	2,099	1,090	1,372	1,271	1,196	1,310	1,124	1,322	1,367	1,402	1,554	16,864
3) >=\$250,000	514	584	353	416	388	401	432	382	410	463	459	512	5,314
c. Non-Homestead Residential Foreclosure	1,335	1,753	865	1,148	1,073	1,023	1,230	1,208	1,285	1,359	1,429	1,460	15,168
1) <=\$50,000	194	234	133	154	163	173	158	230	164	163	214	179	2,159
2) \$50,001 - \$249,999	834	1,087	538	741	647	606	745	675	770	851	857	912	9,263
3) >=\$250,000	307	432	194	253	263	244	327	303	351	345	358	369	3,746
d. Other Real Property Actions	647	833	503	676	610	548	677	660	770	717	802	796	8,239
1) <=\$50,000	556	720	451	600	529	496	591	577	669	637	703	698	7,227
2) \$50,001 - \$249,999	72	93	43	60	67	41	74	69	76	65	79	79	818
3) >=\$250,000	19	20	9	16	14	11	12	14	25	15	20	19	194

**CIRCUIT CIVIL DISPOSITIONS**  
**Statewide by Category/Case Type and Month**  
**FY 2017-18**

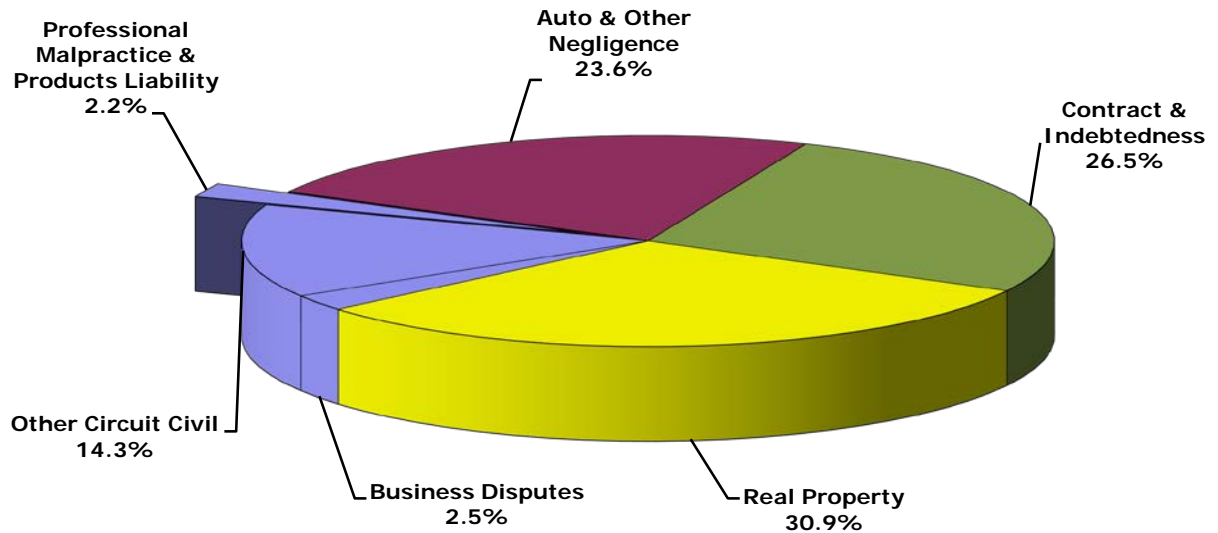
Category/ Case Type	Jul	Aug	Sep	Oct	Nov	Dec	Jan	Feb	Mar	Apr	May	Jun	Total
<b>E. Business Disputes</b>	<b>310</b>	<b>403</b>	<b>257</b>	<b>350</b>	<b>298</b>	<b>299</b>	<b>354</b>	<b>355</b>	<b>323</b>	<b>387</b>	<b>402</b>	<b>358</b>	<b>4,096</b>
1. Other Negligence	54	66	38	55	36	45	43	48	45	72	65	63	630
a. Business Governance	5	7	4	5	2	4	3	3	4	5	10	6	58
b. Business Tort	47	46	31	44	32	33	35	36	32	56	50	53	495
c. Third Party Indemnification	2	13	3	6	2	8	5	9	9	11	5	4	77
2. Other	256	337	219	295	262	254	311	307	278	315	337	295	3,466
a. Antitrust/ Trade Regulation	3	6	9	5	5	4	3	6	3	2	4	6	56
b. Business Transaction	140	186	121	171	144	138	178	150	154	154	170	142	1,848
c. Corporate Trust	1	2	0	1	0	0	0	0	0	0	0	1	5
d. Discrimination Employment or Other	101	111	69	96	95	96	108	87	100	133	136	127	1,259
e. Intellectual Property	2	3	3	1	1	0	1	47	2	3	2	2	67
f. Share Holder Derivative Action	4	13	7	12	4	6	9	4	7	5	8	6	85
g. Securities Litigation	1	6	2	5	3	2	7	4	8	6	3	2	49
h. Trade Secret	4	10	8	4	10	8	5	9	4	12	14	9	97

**Circuit Civil ♦ Dispositions**

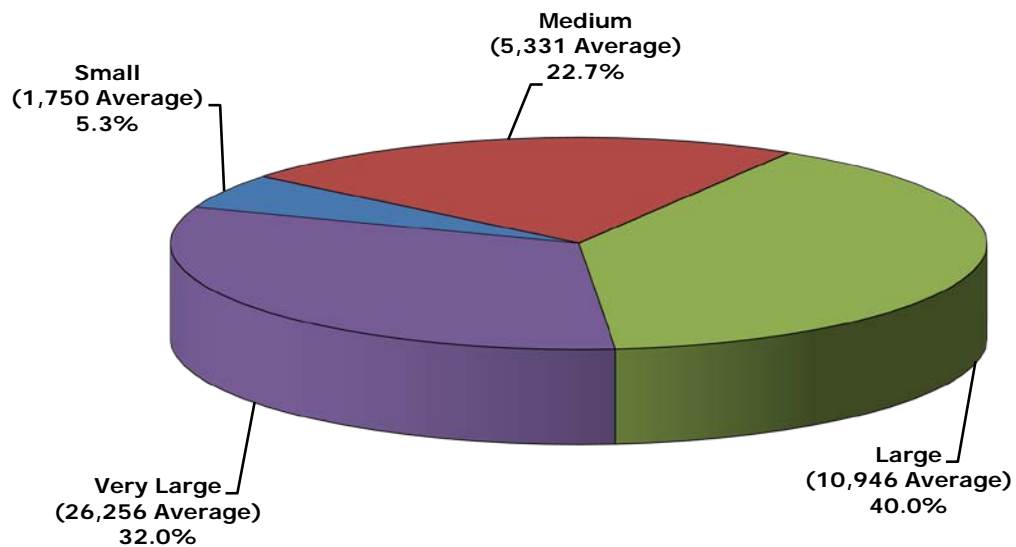
**CIRCUIT CIVIL DISPOSITIONS**  
**Statewide by Category/Case Type and Month**  
**FY 2017-18**

Category/ Case Type	Jul	Aug	Sep	Oct	Nov	Dec	Jan	Feb	Mar	Apr	May	Jun	Total
<b>F. Other Circuit Civil</b>	<b>1,721</b>	<b>2,095</b>	<b>1,488</b>	<b>1,923</b>	<b>1,655</b>	<b>1,675</b>	<b>1,878</b>	<b>1,861</b>	<b>2,128</b>	<b>2,263</b>	<b>2,403</b>	<b>2,397</b>	<b>23,487</b>
1. Eminent Domain	31	38	42	35	49	39	33	47	49	58	46	48	515
2. Other	1,690	2,057	1,446	1,888	1,606	1,636	1,845	1,814	2,079	2,205	2,357	2,349	22,972
a. Constitutional Challenge Statute or	9	2	9	4	7	6	9	9	11	9	9	10	94
b. Constitutional Challenge Proposed Amendment	1	0	1	0	0	1	0	1	1	1	0	1	7
c. Insurance Claim	555	678	416	635	539	577	670	645	776	814	885	964	8,154
d. Libel/Slander	16	31	18	24	28	22	26	33	40	27	34	42	341
e. Trust Litigation	23	36	32	30	19	29	22	20	28	35	28	19	321
f. Other	1,086	1,310	970	1,195	1,013	1,001	1,118	1,106	1,223	1,319	1,401	1,313	14,055
<b>Total</b>	<b>13,097</b>	<b>16,062</b>	<b>10,175</b>	<b>13,699</b>	<b>12,380</b>	<b>11,386</b>	<b>13,905</b>	<b>12,614</b>	<b>14,474</b>	<b>15,202</b>	<b>15,691</b>	<b>15,568</b>	<b>164,253</b>

**CIRCUIT CIVIL DISPOSITIONS**  
by Category  
FY 2017-18



**CIRCUIT CIVIL DISPOSITIONS**  
by Circuit Size\*  
FY 2017-18



\*Small Circuits - 2nd, 3rd, 8th, 14th, 16th;  
Medium Circuits - 1st, 5th, 7th, 10th, 12th, 18th, 19th;  
Large Circuits - 4th, 6th, 9th, 13th, 15th, 20th; and  
Very Large Circuits - 11th, 17th (as defined in the Glossary).



**Circuit Civil ♦ Dispositions**

**CIRCUIT CIVIL DISPOSITIONS  
by Circuit and Case Type  
FY 2017-18**

Circuit	Professional Malpractice	Products Liability	Auto Negligence	Other Negligence	Condominium	Contract and Indebtedness	Real Property/ Mortgage Foreclosure	Eminent Domain	Other	Total
1	38	24	508	171	11	652	2,085	18	581	4,088
2	32	19	381	215	3	380	833	3	1,415	3,281
3	14	4	101	53	0	161	346	2	399	1,080
4	150	29	1,740	754	6	1,368	3,254	51	784	8,136
5	74	33	1,071	380	4	1,432	2,926	55	836	6,811
6	97	51	2,803	961	28	2,377	3,873	32	1,347	11,569
7	64	42	857	454	17	942	2,212	19	951	5,558
8	30	12	303	131	1	355	660	5	371	1,868
9	134	79	2,633	1,098	88	3,177	4,067	7	1,797	13,080
10	51	22	724	321	2	903	1,805	24	734	4,586
11	179	262	3,146	2,583	634	12,840	6,492	39	5,340	31,515
12	52	31	714	318	69	1,281	1,637	18	751	4,871
13	91	125	3,249	828	15	2,434	3,245	18	1,145	11,150
14	14	9	184	121	7	273	857	40	410	1,915
15	194	112	2,648	1,427	90	3,544	3,592	21	2,332	13,960
16	6	3	78	93	10	143	162	1	110	606
17	185	432	2,833	1,630	383	6,497	4,906	0	4,130	20,996
18	67	33	1,178	500	27	1,989	2,412	36	973	7,215
19	53	88	592	309	10	911	1,326	10	890	4,189
20	95	62	1,099	698	29	1,902	2,636	116	1,142	7,779
<b>Total</b>	<b>1,620</b>	<b>1,472</b>	<b>26,842</b>	<b>13,045</b>	<b>1,434</b>	<b>43,561</b>	<b>49,326</b>	<b>515</b>	<b>26,438</b>	<b>164,253</b>

**CIRCUIT CIVIL DISPOSITIONS**  
**by Circuit/County and Category**  
 FY 2017-18

Circuit/County	Professional Malpractice and Products Liability	Auto and Other Negligence	Contract and Indebtedness	Real Property	Business Disputes	Other Circuit Civil	Total
<b>Circuit 1</b>	<b>69</b>	<b>661</b>	<b>652</b>	<b>2,096</b>	<b>61</b>	<b>549</b>	<b>4,088</b>
Escambia	45	369	274	870	43	248	1,849
Okaloosa	8	96	132	487	2	116	841
Santa Rosa	9	126	133	476	7	121	872
Walton	7	70	113	263	9	64	526
<b>Circuit 2</b>	<b>53</b>	<b>579</b>	<b>380</b>	<b>836</b>	<b>217</b>	<b>1,216</b>	<b>3,281</b>
Franklin	3	9	11	42	4	15	84
Gadsden	8	57	71	138	16	119	409
Jefferson	0	15	5	17	3	14	54
Leon	42	494	284	569	190	1,048	2,627
Liberty	0	4	7	13	3	19	46
Wakulla	0	0	2	57	1	1	61
<b>Circuit 3</b>	<b>20</b>	<b>147</b>	<b>161</b>	<b>346</b>	<b>33</b>	<b>373</b>	<b>1,080</b>
Columbia	9	93	84	139	4	112	441
Dixie	3	4	18	19	1	57	102
Hamilton	0	9	6	31	6	43	95
Lafayette	0	2	9	14	2	24	51
Madison	2	10	7	27	0	15	61
Suwannee	5	26	35	78	16	90	250
Taylor	1	3	2	38	4	32	80
<b>Circuit 4</b>	<b>213</b>	<b>2,428</b>	<b>1,368</b>	<b>3,260</b>	<b>163</b>	<b>704</b>	<b>8,136</b>
Clay	8	200	169	517	18	112	1,024
Duval	195	2,169	1,126	2,588	142	549	6,769
Nassau	10	59	73	155	3	43	343

**Circuit Civil** ◆ **Dispositions**

**CIRCUIT CIVIL DISPOSITIONS**  
**by Circuit/County and Category**  
**FY 2017-18**

<b>Circuit/County</b>	<b>Professional Malpractice and Products Liability</b>	<b>Auto and Other Negligence</b>	<b>Contract and Indebtedness</b>	<b>Real Property</b>	<b>Business Disputes</b>	<b>Other Circuit Civil</b>	<b>Total</b>
<b>Circuit 5</b>	<b>123</b>	<b>1,419</b>	<b>1,432</b>	<b>2,930</b>	<b>152</b>	<b>755</b>	<b>6,811</b>
Citrus	11	167	229	453	3	96	959
Hernando	28	321	287	482	36	151	1,305
Lake	42	359	512	739	36	254	1,942
Marion	38	472	335	1,117	70	201	2,233
Sumter	4	100	69	139	7	53	372
<b>Circuit 6</b>	<b>276</b>	<b>3,607</b>	<b>2,377</b>	<b>3,901</b>	<b>228</b>	<b>1,180</b>	<b>11,569</b>
Pasco	163	1,049	973	1,650	81	568	4,484
Pinellas	113	2,558	1,404	2,251	147	612	7,085
<b>Circuit 7</b>	<b>127</b>	<b>1,262</b>	<b>942</b>	<b>2,229</b>	<b>141</b>	<b>857</b>	<b>5,558</b>
Flagler	8	118	146	228	10	56	566
Putnam	7	56	25	161	7	46	302
St. Johns	24	245	254	371	41	176	1,111
Volusia	88	843	517	1,469	83	579	3,579
<b>Circuit 8</b>	<b>43</b>	<b>428</b>	<b>355</b>	<b>661</b>	<b>47</b>	<b>334</b>	<b>1,868</b>
Alachua	38	323	264	408	34	193	1,260
Baker	3	20	18	57	4	24	126
Bradford	1	41	19	60	5	46	172
Gilchrist	0	8	12	27	0	12	59
Levy	1	18	39	88	4	27	177
Union	0	18	3	21	0	32	74
<b>Circuit 9</b>	<b>255</b>	<b>3,622</b>	<b>3,177</b>	<b>4,155</b>	<b>383</b>	<b>1,488</b>	<b>13,080</b>
Orange	213	3,002	2,595	3,126	316	1,090	10,342
Osceola	42	620	582	1,029	67	398	2,738

**CIRCUIT CIVIL DISPOSITIONS**  
**by Circuit/County and Category**  
**FY 2017-18**

Circuit/County	Professional Malpractice and Products Liability	Auto and Other Negligence	Contract and Indebtedness	Real Property	Business Disputes	Other Circuit Civil	Total
<b>Circuit 10</b>	<b>85</b>	<b>1,023</b>	<b>903</b>	<b>1,807</b>	<b>105</b>	<b>663</b>	<b>4,586</b>
Hardee	1	17	38	44	0	55	155
Highlands	32	66	97	256	4	45	500
Polk	52	940	768	1,507	101	563	3,931
<b>Circuit 11</b>	<b>472</b>	<b>5,571</b>	<b>12,840</b>	<b>7,126</b>	<b>795</b>	<b>4,711</b>	<b>31,515</b>
Miami-Dade	472	5,571	12,840	7,126	795	4,711	31,515
<b>Circuit 12</b>	<b>91</b>	<b>1,012</b>	<b>1,281</b>	<b>1,706</b>	<b>80</b>	<b>701</b>	<b>4,871</b>
Desoto	2	10	26	58	0	34	130
Manatee	31	517	525	638	24	154	1,889
Sarasota	58	485	730	1,010	56	513	2,852
<b>Circuit 13</b>	<b>282</b>	<b>3,980</b>	<b>2,434</b>	<b>3,260</b>	<b>241</b>	<b>953</b>	<b>11,150</b>
Hillsborough	282	3,980	2,434	3,260	241	953	11,150
<b>Circuit 14</b>	<b>26</b>	<b>294</b>	<b>273</b>	<b>864</b>	<b>77</b>	<b>381</b>	<b>1,915</b>
Bay	17	220	207	523	54	165	1,186
Calhoun	1	6	8	13	3	31	62
Gulf	1	15	17	44	5	30	112
Holmes	0	10	4	37	0	30	81
Jackson	5	35	37	121	12	82	292
Washington	2	8	0	126	3	43	182
<b>Circuit 15</b>	<b>332</b>	<b>3,949</b>	<b>3,544</b>	<b>3,682</b>	<b>438</b>	<b>2,015</b>	<b>13,960</b>
Palm Beach	332	3,949	3,544	3,682	438	2,015	13,960
<b>Circuit 16</b>	<b>14</b>	<b>163</b>	<b>143</b>	<b>172</b>	<b>14</b>	<b>100</b>	<b>606</b>
Monroe	14	163	143	172	14	100	606

**Circuit Civil ♦ Dispositions**

**CIRCUIT CIVIL DISPOSITIONS  
by Circuit/County and Category  
FY 2017-18**

Circuit/County	Professional Malpractice and Products Liability	Auto and Other Negligence	Contract and Indebtedness	Real Property	Business Disputes	Other Circuit Civil	Total
<b>Circuit 17</b>	<b>636</b>	<b>4,381</b>	<b>6,497</b>	<b>5,289</b>	<b>484</b>	<b>3,709</b>	<b>20,996</b>
Broward	636	4,381	6,497	5,289	484	3,709	20,996
<b>Circuit 18</b>	<b>108</b>	<b>1,647</b>	<b>1,989</b>	<b>2,439</b>	<b>154</b>	<b>878</b>	<b>7,215</b>
Brevard	69	850	1,065	1,438	81	562	4,065
Seminole	39	797	924	1,001	73	316	3,150
<b>Circuit 19</b>	<b>142</b>	<b>887</b>	<b>911</b>	<b>1,336</b>	<b>101</b>	<b>812</b>	<b>4,189</b>
Indian River	20	201	187	280	34	91	813
Martin	23	238	296	276	24	368	1,225
Okeechobee	0	30	30	98	3	34	195
St. Lucie	99	418	398	682	40	319	1,956
<b>Circuit 20</b>	<b>180</b>	<b>1,742</b>	<b>1,902</b>	<b>2,665</b>	<b>182</b>	<b>1,108</b>	<b>7,779</b>
Charlotte	25	164	191	398	23	199	1,000
Collier	71	452	706	693	67	386	2,375
Glades	0	5	11	12	0	5	33
Hendry	0	37	41	94	1	18	191
Lee	84	1,084	953	1,468	91	500	4,180
<b>Total</b>	<b>3,547</b>	<b>38,802</b>	<b>43,561</b>	<b>50,760</b>	<b>4,096</b>	<b>23,487</b>	<b>164,253</b>

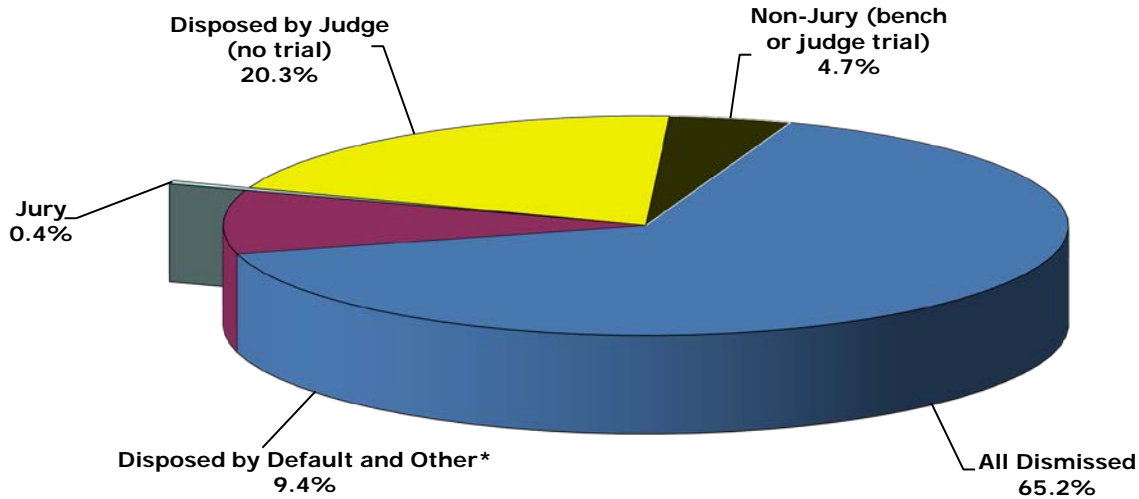
**CIRCUIT CIVIL DISPOSITIONS**  
**Statewide by Disposition Type and Case Type**  
**FY 2017-18**

Disposition Type	Professional Malpractice	Products Liability	Auto Negligence	Other Negligence	Condo-minium	Contract and Indebtedness	Real Property/ Mortgage Foreclosure	Eminent Domain	Other	Total
A. Dismissed Before Hearing	563	594	15,864	5,412	586	18,822	13,202	38	11,184	66,265
1. Pursuant to Settlement	121	131	3,958	1,198	62	3,283	2,200	4	1,874	12,831
2. Pursuant to Mediated Settlement	33	9	1,247	390	2	279	79	2	157	2,198
3. Other Before Hearing	409	454	10,659	3,824	522	15,260	10,923	32	9,153	51,236
B. Dismissed After Hearing	729	481	8,072	5,778	432	11,872	6,715	36	6,815	40,930
1. Pursuant to Settlement	189	81	1,818	1,108	69	1,537	884	7	1,010	6,703
2. Pursuant to Mediated Settlement	54	16	980	471	6	373	97	2	233	2,232
3. Other After Hearing	486	384	5,274	4,199	357	9,962	5,734	27	5,572	31,995
C. Disposed by Default	5	3	559	142	108	4,919	4,482	2	1,048	11,268
D. Disposed by Judge (no trial)	201	311	1,564	1,059	269	6,385	17,181	417	5,909	33,296
E. Disposed by Non-Jury	3	2	32	29	18	231	7,205	2	122	7,644
F. Disposed by Jury	43	24	284	163	2	55	42	17	84	714
G. Disposed by Other*	76	57	467	462	19	1,277	499	3	1,276	4,136
<b>Total</b>	<b>1,620</b>	<b>1,472</b>	<b>26,842</b>	<b>13,045</b>	<b>1,434</b>	<b>43,561</b>	<b>49,326</b>	<b>515</b>	<b>26,438</b>	<b>164,253</b>

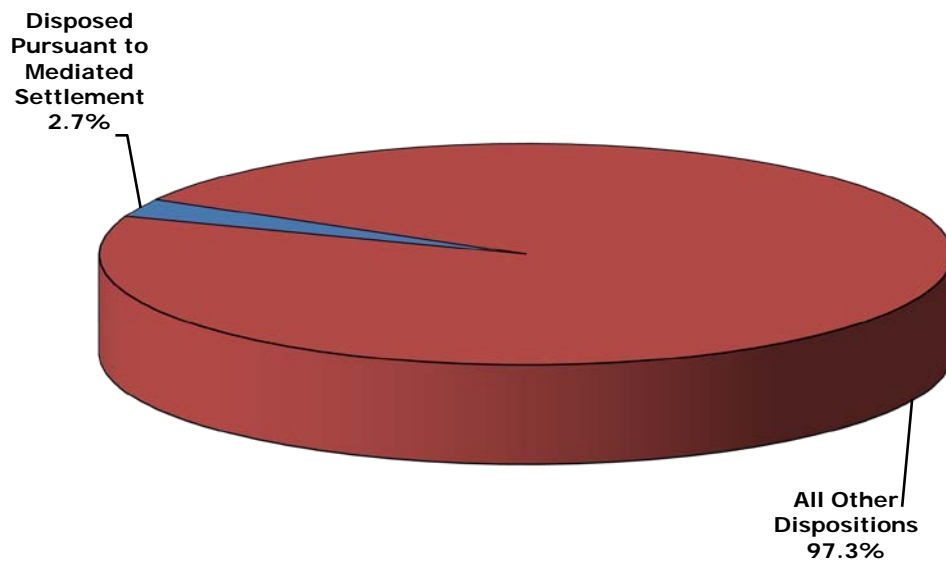
\*The disposition type "Disposed by Other" is used to report cases as disposed when they are: consolidated into a primary case, transferred or have a change of venue, disposed upon estreatment of a bond, or similar matters.

**Circuit Civil ♦ Dispositions**

**CIRCUIT CIVIL DISPOSITIONS  
by Disposition Type  
FY 2017-18**



**CASES DISPOSED PURSUANT TO MEDIATED SETTLEMENT  
by Disposition Type  
FY 2017-18**



\*The disposition type "Disposed by Other" is used to report cases as disposed when they are: consolidated into a primary case, transferred or have a change of venue, disposed upon estreatment of a bond, or similar dispositions.

**CIRCUIT CIVIL JURY TRIAL RATES  
by Circuit  
FY 2017-18**

Circuit (Circuit Seat)	Disposed by Jury	Total Dispositions	Jury Trial Rates
First (Pensacola)	19	4,088	0.5%
Second (Tallahassee)	18	3,281	0.5%
Third (Lake City)	4	1,080	0.4%
Fourth (Jacksonville)	49	8,136	0.6%
Fifth (Tavares)	14	6,811	0.2%
Sixth (Clearwater)	72	11,569	0.6%
Seventh (Daytona Beach)	14	5,558	0.3%
Eighth (Gainesville)	19	1,868	1.0%
Ninth (Orlando)	54	13,080	0.4%
Tenth (Bartow)	27	4,586	0.6%
Eleventh (Miami-Dade)	65	31,515	0.2%
Twelfth (Sarasota)	14	4,871	0.3%
Thirteenth (Tampa)	44	11,150	0.4%
Fourteenth (Panama City)	4	1,915	0.2%
Fifteenth (West Palm Beach)	76	13,960	0.5%
Sixteenth (Key West)	4	606	0.7%
Seventeenth (Ft. Lauderdale)	110	20,996	0.5%
Eighteenth (Sanford)	39	7,215	0.5%
Nineteenth (Ft. Pierce)	25	4,189	0.6%
Twentieth (Ft. Myers)	43	7,779	0.6%
<b>Total</b>	<b>714</b>	<b>164,253</b>	<b>0.4%</b>



---

**Circuit Civil ◆ Other Statistics**

---

The Circuit Civil division also includes other statistics such as clearance rates, reopenings, appeals filed from county court, and involuntary civil commitment of sexually violent predators. **These data are provided by the 67 clerks of court. However, special proceedings data is not audited for accuracy by the OSCA.**

**Clearance Rates** - The clearance rate is a useful measure of the responsiveness of a court to the demand for services, and is nationally recognized as a measure of court performance. The rate is determined by dividing the total number of cases *disposed* by the total number of cases *filed* during a specific time period. If a court received 1,000 new cases a month and disposed of 900 cases within the same month, the clearance rate for that month would be 90%. A 100% clearance rate means that a court is disposing of at least as many cases as have been filed during the reporting period. Thus, where clearance rates exceed 100%, those circuits are actually disposing of cases more quickly than cases are being filed for the period in question.

**Reopenings** - A reopening occurs when a case that has previously been reported as disposed is resubmitted to the court through a motion or petition.

**Appeals Filed From County Court** - An appeal filed from county court is a request that a case be removed from the county court and sent to the circuit court for review.

**Involuntary Civil Commitment of Sexually Violent Predators (ICCSVP)** - An involuntary civil commitment of sexually violent predators occurs when a petition is filed as described in Chapter 394, Florida Statutes.

**CIRCUIT CIVIL CLEARANCE RATES  
by Circuit  
FY 2017-18**

Circuit	Filings	Dispositions	Clearance Rates
1	4,640	4,088	88.1%
2	3,391	3,281	96.8%
3	1,062	1,080	101.7%
4	9,524	8,136	85.4%
5	7,130	6,811	95.5%
6	11,031	11,569	104.9%
7	6,466	5,558	86.0%
8	1,954	1,868	95.6%
9	15,434	13,080	84.7%
10	5,107	4,586	89.8%
11	36,231	31,515	87.0%
12	4,629	4,871	105.2%
13	11,081	11,150	100.6%
14	1,800	1,915	106.4%
15	14,537	13,960	96.0%
16	1,240	606	48.9%
17	25,285	20,996	83.0%
18	6,826	7,215	105.7%
19	4,464	4,189	93.8%
20	9,049	7,779	86.0%
<b>Total</b>	<b>180,881</b>	<b>164,253</b>	<b>90.8%</b>

## Circuit Civil ◆ Other Statistics

**CIRCUIT CIVIL SPECIAL PROCEEDINGS**  
**by Circuit**  
**FY 2017-18**

Circuit	Reopenings	Appeals Filed From County Court	Total
1	2,608	62	2,670
2	1,207	35	1,242
3	250	4	254
4	5,244	83	5,327
5	3,523	44	3,567
6	4,765	71	4,836
7	2,403	156	2,559
8	833	14	847
9	8,720	48	8,768
10	3,165	14	3,179
11	21,613	303	21,916
12	3,101	65	3,166
13	7,643	162	7,805
14	827	8	835
15	10,986	38	11,024
16	130	7	137
17	18,276	317	18,593
18	4,914	51	4,965
19	1,949	68	2,017
20	4,202	51	4,253
<b>Total</b>	<b>106,359</b>	<b>1,601</b>	<b>107,960</b>

**INVOLUNTARY CIVIL COMMITMENT OF  
SEXUALLY VIOLENT PREDATORS  
Statewide by Category/Case Type and Month  
FY 2017-18**

Category/ Case Type	Jul	Aug	Sep	Oct	Nov	Dec	Jan	Feb	Mar	Apr	May	Jun	Total
A. Total Sexually Violent Predator Petitions Filed	6	6	5	6	3	9	5	4	3	6	4	1	58
B. Total Probable Cause Hearings	2	1	8	6	7	1	3	1	2	5	6	5	47
1. Non-Adversarial Determinations	2	1	6	2	1	1	2	0	1	3	1	3	23
2. Adversarial Hearing	0	0	3	4	6	0	1	1	1	2	5	2	25
C. Total Sexually Violent Predator Petitions Disposed	3	7	5	7	3	1	7	3	2	5	6	9	58
1. Dismissed by the State Attorney	0	0	0	0	1	0	0	0	0	2	0	0	3
2. Dismissed by Judge	4	3	4	1	1	0	4	3	1	1	1	4	27
3. Disposed by Judge/Non-Jury Trial	1	3	0	3	1	1	0	1	2	1	1	3	17
a. Not Sexually Violent Predators	0	0	0	0	0	0	0	0	0	0	0	0	0
b. Sexually Violent Predators without Conditional Release	0	1	0	0	0	1	0	1	1	1	1	1	7
c. Sexually Violent Predators Released Conditionally	0	0	0	3	1	0	0	0	0	0	0	0	4
d. Sexually Violent Predators Released Unconditionally	1	1	0	0	0	0	0	0	1	0	0	1	4

**Circuit Civil ◆ Involuntary Civil Commitment**

**INVOLUNTARY CIVIL COMMITMENT OF  
SEXUALLY VIOLENT PREDATORS  
Statewide by Category/Case Type and Month  
FY 2017-18**

Category/ Case Type	Jul	Aug	Sep	Oct	Nov	Dec	Jan	Feb	Mar	Apr	May	Jun	Total
4. Disposed by Jury Trial	0	0	0	1	1	0	1	1	1	0	8	2	15
a. Not Sexually Violent Predators	0	0	0	0	0	0	1	0	1	0	2	0	4
b. Sexually Violent Predators without Conditional Release	0	0	0	1	1	0	0	1	1	0	6	0	10
c. Sexually Violent Predators Released Conditionally	0	0	0	0	0	0	0	0	0	0	0	1	1
d. Sexually Violent Predators Released Unconditionally	0	0	0	0	0	1	0	0	0	0	0	0	1
5. Disposed by Other	0	1	1	2	1	1	3	0	1	1	0	2	13
6. Sexually Violent Predators Committed for Failure to Comply with Conditions of Release	0	0	0	0	0	0	0	0	0	0	2	0	2
D. Total Retrials	0	0	0	0	0	0	0	0	0	0	0	0	0
E. Total Examinations/ Reviews, Hearings and Trials	56	44	61	65	56	32	64	47	57	61	63	58	664
1. Examinations/ Reviews	35	24	41	48	43	19	48	39	50	46	58	43	494
2. Probable Cause Hearings	19	14	18	16	12	11	15	5	10	14	8	17	159
3. Trials for Release Status Subsequent to Examination	4	6	2	1	1	3	2	5	2	2	4	4	36
a. Granted	3	4	0	1	1	0	0	0	0	1	2	3	15
b. Denied	1	2	1	0	1	3	2	5	1	0	2	1	19

**INVOLUNTARY CIVIL COMMITMENT OF  
SEXUALLY VIOLENT PREDATORS  
Statewide by Category/Case Type and Month  
FY 2017-18**

Category/ Case Type	Jul	Aug	Sep	Oct	Nov	Dec	Jan	Feb	Mar	Apr	May	Jun	Total
F. Total Petitions for Release Filed	4	2	1	0	0	3	2	5	2	5	2	3	29
1. Filed with Authorization by Department of Children and Families	0	0	0	0	0	1	0	0	0	1	0	0	2
a. Granted	0	0	0	0	0	1	0	1	0	0	0	0	2
b. Denied	0	0	0	0	0	0	0	1	0	1	0	0	2
2. Filed without Authorization by Department of Children and Families	1	1	1	0	0	3	2	4	3	1	2	3	21
a. Granted	0	0	1	0	0	2	0	1	1	0	1	0	6
b. Denied	0	0	0	0	2	1	1	1	1	0	0	1	7
3. Filed Pursuant to a Right of Habeas Corpus	0	1	1	0	0	0	1	3	1	4	0	2	13
a. Granted	0	0	0	0	0	0	0	0	0	0	0	0	0
b. Denied	0	0	1	0	0	0	0	1	0	0	0	0	2