

Family Court ♦ Overview

The Family Court includes domestic relations, juvenile delinquency, and juvenile dependency. The Family Court comprises the following eight categories of family court cases: simplified dissolution, dissolution, child support, orders for protection against violence, paternity, other domestic relations, juvenile delinquency, and juvenile dependency. Within these categories are the following case types:

Simplified Dissolution - simplified dissolution of marriage

Dissolution - dissolution of marriage

Child Support - child support (IV-D and non IV-D) and Uniform Interstate Family Support Act (UIFSA) (IV-D and non IV-D)

Orders for Protection Against Violence - domestic violence, dating violence, repeat violence, sexual violence, and stalking violence

Paternity - paternity/disestablishment of paternity and other family court

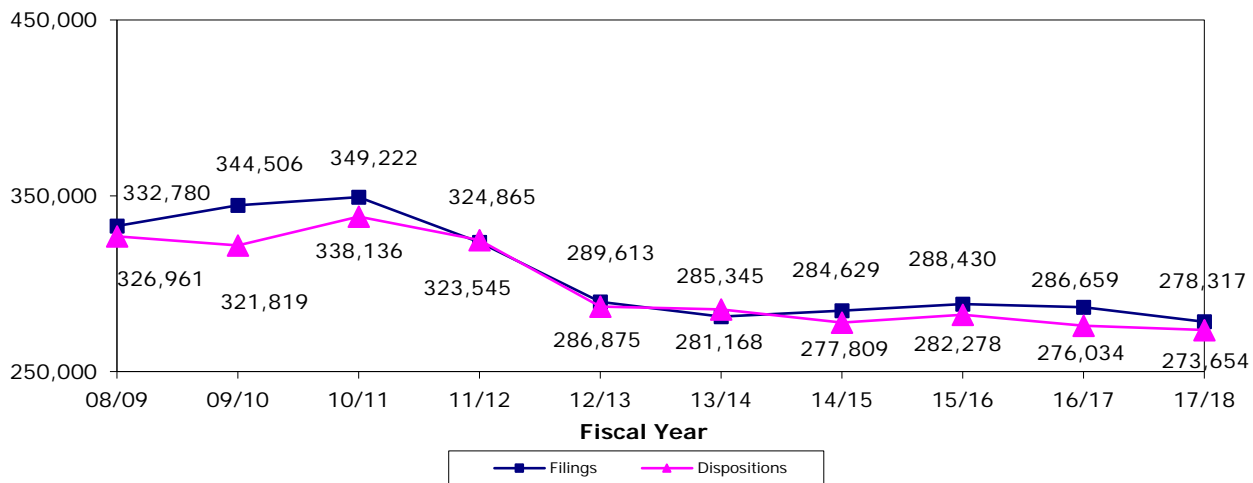
Other Domestic Relations - adoption arising out of Chapter 63, name change, and other family court

Juvenile Delinquency - delinquency

Juvenile Dependency - dependency, termination of parental rights (TPR) arising out of Chapter 39, and Children in Need of Services and Families in Need of Services (CINS/FINS)

In the Family Court, *filings* correspond to each complaint or petition filed. *Dispositions* correspond to each complaint or petition disposed. *Jury trials* are defined as trials in which a group of citizens is impaneled, selected, and sworn to determine the issues of fact in a case.

FAMILY COURT FILINGS AND DISPOSITIONS FY 2008-09 to FY 2017-18*



*The Summary Reporting System began capturing the number of dispositions in termination of parental rights (TPR) cases in January 2010. The filings and dispositions in TPR cases are not included for fiscal year 2008-09 through fiscal year 2009-10. Additionally, the Summary Reporting System began capturing the number of filings and dispositions in Stalking Violence cases in July 2013. The filings and dispositions in Stalking Violence cases are not included for fiscal year 2008-09 through fiscal year 2013-14.

FAMILY COURT FILINGS
Statewide by Category/Case Type and Month
FY 2017-18

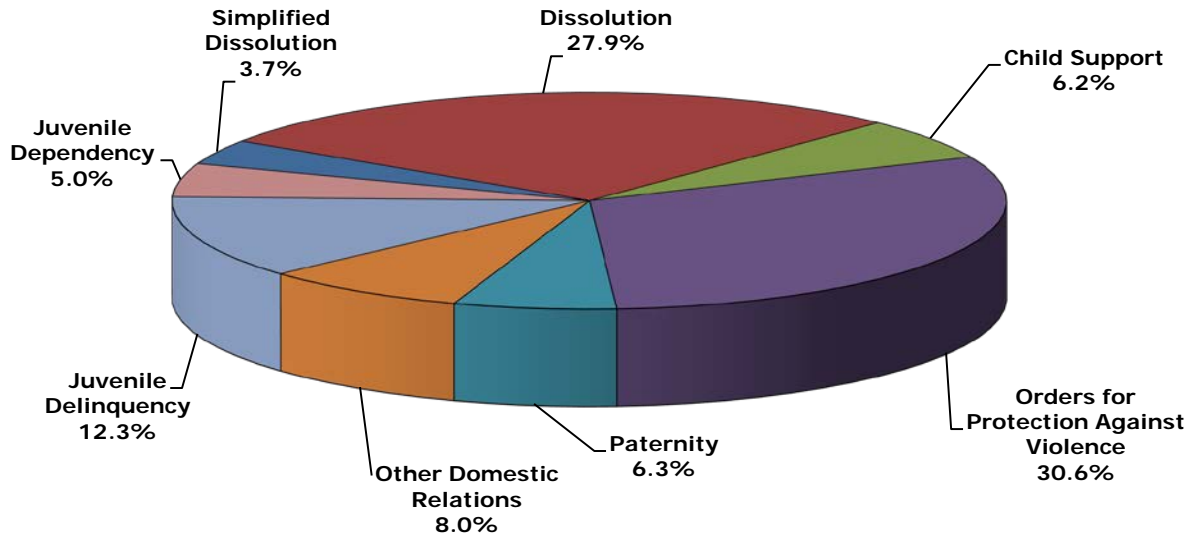
Category/ Case Type	Jul	Aug	Sep	Oct	Nov	Dec	Jan	Feb	Mar	Apr	May	Jun	Total
A. Simplified Dissolution	842	907	567	942	789	740	940	887	1,016	955	982	860	10,427
1. Simplified Dissolution	842	907	567	942	789	740	940	887	1,016	955	982	860	10,427
B. Dissolution	6,191	7,077	4,560	6,991	6,191	5,492	6,375	6,351	7,452	7,328	7,143	6,488	77,639
1. Dissolution	6,191	7,077	4,560	6,991	6,191	5,492	6,375	6,351	7,452	7,328	7,143	6,488	77,639
C. Child Support	1,256	1,371	964	1,592	1,272	1,400	1,440	1,375	1,749	1,575	1,581	1,692	17,267
1. Child Support	1,151	1,227	834	1,336	1,113	1,218	1,230	1,181	1,543	1,356	1,379	1,491	15,059
a. IV-D	1,136	1,211	826	1,330	1,095	1,207	1,222	1,171	1,524	1,338	1,366	1,477	14,903
b. Non-IV-D	15	16	8	6	18	11	8	10	19	18	13	14	156
2. UIFSA	105	144	130	256	159	182	210	194	206	219	202	201	2,208
a. IV-D	105	144	130	255	159	181	210	193	204	219	201	201	2,202
b. Non-IV-D	0	0	0	1	0	1	0	1	2	0	1	0	6
D. Orders for Protection Against Violence	7,106	7,970	6,066	7,921	6,605	6,268	6,946	6,735	6,907	7,662	7,564	7,234	84,984
1. Domestic Violence	4,264	4,590	3,565	4,453	3,836	3,689	4,110	3,928	3,977	4,334	4,318	4,207	49,271
2. Dating Violence	278	331	234	314	260	243	308	266	271	327	343	321	3,496
3. Repeat Violence	743	849	695	886	715	688	697	820	753	852	801	812	9,311
4. Sexual Violence	102	107	66	135	87	103	88	92	101	99	79	96	1,155
5. Stalking Violence	1,719	2,093	1,506	2,133	1,707	1,545	1,743	1,629	1,805	2,050	2,023	1,798	21,751
E. Paternity	1,520	1,796	1,012	1,592	1,263	1,291	1,531	1,356	1,612	1,555	1,434	1,548	17,510
1. Paternity/ Disestablishment of Paternity	1,520	1,796	1,012	1,592	1,263	1,291	1,531	1,356	1,612	1,555	1,434	1,548	17,510

Family Court ♦ Filings

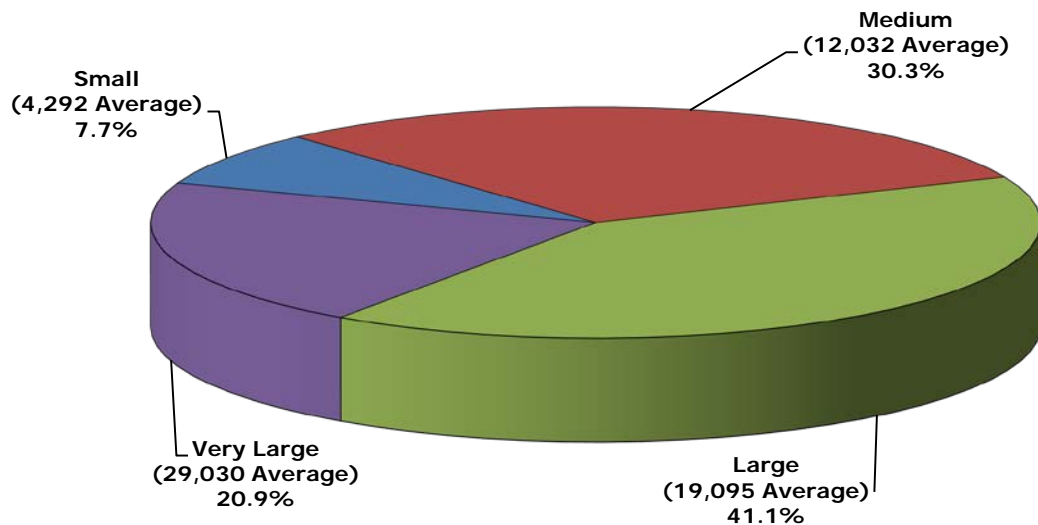
FAMILY COURT FILINGS
Statewide by Category/Case Type and Month
FY 2017-18

Category/ Case Type	Jul	Aug	Sep	Oct	Nov	Dec	Jan	Feb	Mar	Apr	May	Jun	Total
F. Other Domestic Relations	1,754	2,139	1,256	1,903	1,771	1,633	1,812	1,872	2,089	2,021	2,024	1,972	22,246
1. Other Family Court	826	1,079	635	921	828	762	880	892	953	903	965	882	10,526
2. Adoption Arising out of Chapter 63	419	425	285	438	458	353	367	404	489	463	444	434	4,979
3. Name Change	509	635	336	544	485	518	565	576	647	655	615	656	6,741
G. Juvenile Delinquency	2,792	2,972	2,258	3,124	2,756	2,655	3,082	2,578	3,162	2,982	3,116	2,858	34,335
1. Juvenile Delinquency	2,792	2,972	2,258	3,124	2,756	2,655	3,082	2,578	3,162	2,982	3,116	2,858	34,335
H. Juvenile Dependency	1,108	1,263	929	1,263	1,158	1,059	1,178	1,121	1,272	1,194	1,223	1,141	13,909
1. Juvenile Dependency	749	853	631	849	795	728	784	706	850	791	855	749	9,340
2. Termination of Parental Rights	359	410	298	414	363	331	394	415	422	403	368	392	4,569
Total	22,569	25,495	17,612	25,328	21,805	20,538	23,304	22,275	25,259	25,272	25,067	23,793	278,317

FAMILY COURT FILINGS by Category FY 2017-18



FAMILY COURT FILINGS by Circuit Size* FY 2017-18



*Small Circuits - 2nd, 3rd, 8th, 14th, 16th;
 Medium Circuits - 1st, 5th, 7th, 10th, 12th, 18th, 19th;
 Large Circuits - 4th, 6th, 9th, 13th, 15th, 20th; and
 Very Large Circuits - 11th, 17th (as defined in the Glossary).

Family Court ◆ Filings

**FAMILY COURT FILINGS
by Circuit and Case Type
FY 2017-18**

Circuit	Simplified Dissolution	Dissolution	Child Support	UIFSA	Other Domestic Relation	Domestic Violence	Repeat Violence	Juvenile Delinquency	Juvenile Dependency	Termination of Parental Rights	Total
1	625	2,879	671	94	1,453	2,622	1,495	1,780	471	267	12,357
2	282	1,203	402	41	826	1,230	1,100	867	122	55	6,128
3	68	743	249	49	413	662	519	521	147	58	3,429
4	755	4,814	952	98	3,310	4,313	2,675	1,782	413	346	19,458
5	531	3,700	933	198	1,880	2,991	1,900	2,073	696	250	15,152
6	1,107	3,915	666	21	2,369	3,984	2,851	2,744	857	379	18,893
7	380	3,397	479	119	1,870	2,122	1,455	1,900	431	311	12,464
8	295	1,219	307	11	992	730	511	712	162	50	4,989
9	835	6,582	799	7	3,227	3,536	3,811	3,563	515	222	23,097
10	344	2,913	1,163	229	1,631	3,246	1,869	2,321	437	226	14,379
11	509	12,537	1,658	386	4,306	5,166	2,796	1,972	580	455	30,365
12	286	2,569	695	227	1,312	1,452	1,079	969	363	123	9,075
13	753	5,192	2,090	541	3,267	3,909	3,105	2,574	816	472	22,719
14	219	1,344	553	29	699	937	555	1,120	238	100	5,794
15	806	4,825	437	33	2,726	1,574	963	1,808	590	174	13,936
16	96	451	19	1	96	182	153	50	46	28	1,122
17	1,217	8,163	929	1	4,459	4,580	4,644	2,457	821	423	27,694
18	485	3,500	452	24	1,829	2,370	1,751	1,916	488	215	13,030
19	293	2,089	454	47	981	1,138	766	1,395	432	173	7,768
20	541	5,604	1,151	52	2,110	2,527	1,715	1,811	715	242	16,468
Total	10,427	77,639	15,059	2,208	39,756	49,271	35,713	34,335	9,340	4,569	278,317

FAMILY COURT FILINGS
by Circuit/County and Category
FY 2017-18

Circuit/County	Simplified Dissolution	Dissolution	Child Support	Orders for Protection Against Violence	Paternity	Other Domestic Relations	Juvenile Delinquency	Juvenile Dependency	Total
Circuit 1	625	2,879	765	4,117	542	911	1,780	738	12,357
Escambia	207	1,053	245	2,166	307	330	1,047	317	5,672
Okaloosa	241	896	331	1,003	123	299	357	200	3,450
Santa Rosa	119	666	91	560	86	198	265	142	2,127
Walton	58	264	98	388	26	84	111	79	1,108
Circuit 2	282	1,203	443	2,330	310	516	867	177	6,128
Franklin	8	46	12	93	9	18	38	1	225
Gadsden	32	156	103	281	30	42	56	9	709
Jefferson	10	33	20	46	2	13	25	0	149
Leon	197	809	234	1,686	228	397	642	152	4,345
Liberty	11	27	9	54	6	16	33	3	159
Wakulla	24	132	65	170	35	30	73	12	541
Circuit 3	68	743	298	1,181	167	246	521	205	3,429
Columbia	31	314	71	353	78	81	186	105	1,219
Dixie	3	51	43	147	8	20	42	21	335
Hamilton	9	40	53	103	8	19	66	4	302
Lafayette	0	50	13	43	5	14	5	4	134
Madison	7	59	68	89	7	30	49	6	315
Suwannee	9	150	33	280	44	50	118	34	718
Taylor	9	79	17	166	17	32	55	31	406
Circuit 4	755	4,814	1,050	6,988	1,659	1,651	1,782	759	19,458
Clay	107	820	142	658	175	250	401	148	2,701
Duval	585	3,714	882	5,830	1,419	1,311	1,286	555	15,582
Nassau	63	280	26	500	65	90	95	56	1,175

Family Court ◆ Filings

**FAMILY COURT FILINGS
by Circuit/County and Category
FY 2017-18**

Circuit/County	Simplified Dissolution	Dissolution	Child Support	Orders for Protection Against Violence	Paternity	Other Domestic Relations	Juvenile Delinquency	Juvenile Dependency	Total
Circuit 5	531	3,700	1,131	4,891	785	1,095	2,073	946	15,152
Citrus	62	456	133	815	69	143	152	157	1,987
Hernando	72	650	149	1,017	122	171	450	206	2,837
Lake	195	1,168	304	1,106	227	270	525	139	3,934
Marion	177	1,220	495	1,728	319	455	864	398	5,656
Sumter	25	206	50	225	48	56	82	46	738
Circuit 6	1,107	3,915	687	6,835	957	1,412	2,744	1,236	18,893
Pasco	368	1,437	226	2,331	307	557	896	467	6,589
Pinellas	739	2,478	461	4,504	650	855	1,848	769	12,304
Circuit 7	380	3,397	598	3,577	819	1,051	1,900	742	12,464
Flagler	55	326	52	355	46	92	169	71	1,166
Putnam	29	296	112	450	110	60	204	130	1,391
St. Johns	0	848	163	475	116	188	379	119	2,288
Volusia	296	1,927	271	2,297	547	711	1,148	422	7,619
Circuit 8	295	1,219	318	1,241	374	618	712	212	4,989
Alachua	197	722	229	635	186	415	432	126	2,942
Baker	24	130	16	53	117	52	59	9	460
Bradford	18	94	19	126	33	26	33	15	364
Gilchrist	18	76	7	88	26	17	55	0	287
Levy	26	150	41	265	0	93	107	54	736
Union	12	47	6	74	12	15	26	8	200
Circuit 9	835	6,582	806	7,347	1,565	1,662	3,563	737	23,097
Orange	712	4,974	633	5,621	1,305	1,420	2,754	636	18,055
Osceola	123	1,608	173	1,726	260	242	809	101	5,042

FAMILY COURT FILINGS
by Circuit/County and Category
FY 2017-18

Circuit/County	Simplified Dissolution	Dissolution	Child Support	Orders for Protection Against Violence	Paternity	Other Domestic Relations	Juvenile Delinquency	Juvenile Dependency	Total
Circuit 10	344	2,913	1,392	5,115	852	779	2,321	663	14,379
Hardee	7	89	48	132	17	35	106	16	450
Highlands	45	325	189	264	64	44	357	78	1,366
Polk	292	2,499	1,155	4,719	771	700	1,858	569	12,563
Circuit 11	509	12,537	2,044	7,962	2,263	2,043	1,972	1,035	30,365
Miami-Dade	509	12,537	2,044	7,962	2,263	2,043	1,972	1,035	30,365
Circuit 12	286	2,569	922	2,531	629	683	969	486	9,075
Desoto	6	114	84	153	31	31	94	39	552
Manatee	134	1,170	670	1,196	406	265	471	320	4,632
Sarasota	146	1,285	168	1,182	192	387	404	127	3,891
Circuit 13	753	5,192	2,631	7,014	1,338	1,929	2,574	1,288	22,719
Hillsborough	753	5,192	2,631	7,014	1,338	1,929	2,574	1,288	22,719
Circuit 14	219	1,344	582	1,492	263	436	1,120	338	5,794
Bay	112	909	88	873	185	297	917	216	3,597
Calhoun	7	66	56	155	18	23	20	9	354
Gulf	6	38	51	48	11	14	15	6	189
Holmes	35	70	100	104	4	38	51	0	402
Jackson	40	173	155	193	36	44	81	29	751
Washington	19	88	132	119	9	20	36	78	501
Circuit 15	806	4,825	470	2,537	1,054	1,672	1,808	764	13,936
Palm Beach	806	4,825	470	2,537	1,054	1,672	1,808	764	13,936
Circuit 16	96	451	20	335	45	51	50	74	1,122
Monroe	96	451	20	335	45	51	50	74	1,122

Family Court ◆ Filings

**FAMILY COURT FILINGS
by Circuit/County and Category
FY 2017-18**

Circuit/County	Simplified Dissolution	Dissolution	Child Support	Orders for Protection Against Violence	Paternity	Other Domestic Relations	Juvenile Delinquency	Juvenile Dependency	Total
Circuit 17	1,217	8,163	930	9,224	1,904	2,555	2,457	1,244	27,694
Broward	1,217	8,163	930	9,224	1,904	2,555	2,457	1,244	27,694
Circuit 18	485	3,500	476	4,121	731	1,098	1,916	703	13,030
Brevard	196	1,957	334	2,509	442	675	1,168	466	7,747
Seminole	289	1,543	142	1,612	289	423	748	237	5,283
Circuit 19	293	2,089	501	1,904	417	564	1,395	605	7,768
Indian River	72	461	65	540	86	106	243	137	1,710
Martin	57	508	191	352	76	131	208	91	1,614
Okeechobee	16	142	40	148	39	109	186	111	791
St. Lucie	148	978	205	864	216	218	758	266	3,653
Circuit 20	541	5,604	1,203	4,242	836	1,274	1,811	957	16,468
Charlotte	89	488	268	920	111	124	315	193	2,508
Collier	200	1,239	69	611	169	286	360	183	3,117
Glades	4	26	7	41	5	10	18	9	120
Hendry	22	162	151	118	38	46	85	14	636
Lee	226	3,689	708	2,552	513	808	1,033	558	10,087
Total	10,427	77,639	17,267	84,984	17,510	22,246	34,335	13,909	278,317

FAMILY COURT DISPOSITIONS
Statewide by Category/Case Type and Month
FY 2017-18

Category/ Case Type	Jul	Aug	Sep	Oct	Nov	Dec	Jan	Feb	Mar	Apr	May	Jun	Total
A. Simplified Dissolution	727	939	612	876	884	716	828	832	891	993	970	897	10,165
1. Simplified Dissolution	727	939	612	876	884	716	828	832	891	993	970	897	10,165
B. Dissolution	5,469	7,458	4,448	7,093	6,669	5,934	6,491	6,002	6,538	6,726	7,665	6,976	77,469
1. Dissolution	5,469	7,458	4,448	7,093	6,669	5,934	6,491	6,002	6,538	6,726	7,665	6,976	77,469
C. Child Support	1,032	1,352	834	1,451	982	1,108	1,097	1,073	1,309	1,162	1,320	1,269	13,989
1. Child Support	966	1,238	773	1,306	884	1,007	969	975	1,196	1,057	1,196	1,148	12,715
a. IV-D	949	1,217	763	1,292	858	990	957	952	1,186	1,038	1,183	1,128	12,513
b. Non-IV-D	17	21	10	14	26	17	12	23	10	19	13	20	202
2. UIFSA	66	114	61	145	98	101	128	98	113	105	124	121	1,274
a. IV-D	66	113	61	144	96	100	128	95	110	105	124	121	1,263
b. Non-IV-D	0	1	0	1	2	1	0	3	3	0	0	0	11
D. Orders for Protection Against Violence	6,521	8,013	5,593	8,103	6,974	5,951	6,951	6,660	6,612	7,103	7,778	6,987	83,246
1. Domestic Violence	3,774	4,719	3,112	4,623	4,078	3,423	4,117	3,858	3,845	3,938	4,407	3,984	47,878
2. Dating Violence	271	314	299	344	274	259	306	262	291	277	351	295	3,543
3. Repeat Violence	666	878	676	895	752	682	730	791	734	836	838	726	9,204
4. Sexual Violence	120	95	81	116	82	84	126	87	97	81	97	93	1,159
5. Stalking Violence	1,690	2,007	1,425	2,125	1,788	1,503	1,672	1,662	1,645	1,971	2,085	1,889	21,462
E. Paternity	1,235	1,577	945	1,765	1,390	1,421	1,401	1,226	1,448	1,486	1,627	1,559	17,080
1. Paternity/ Disestablishment of Paternity	1,235	1,577	945	1,765	1,390	1,421	1,401	1,226	1,448	1,486	1,627	1,559	17,080

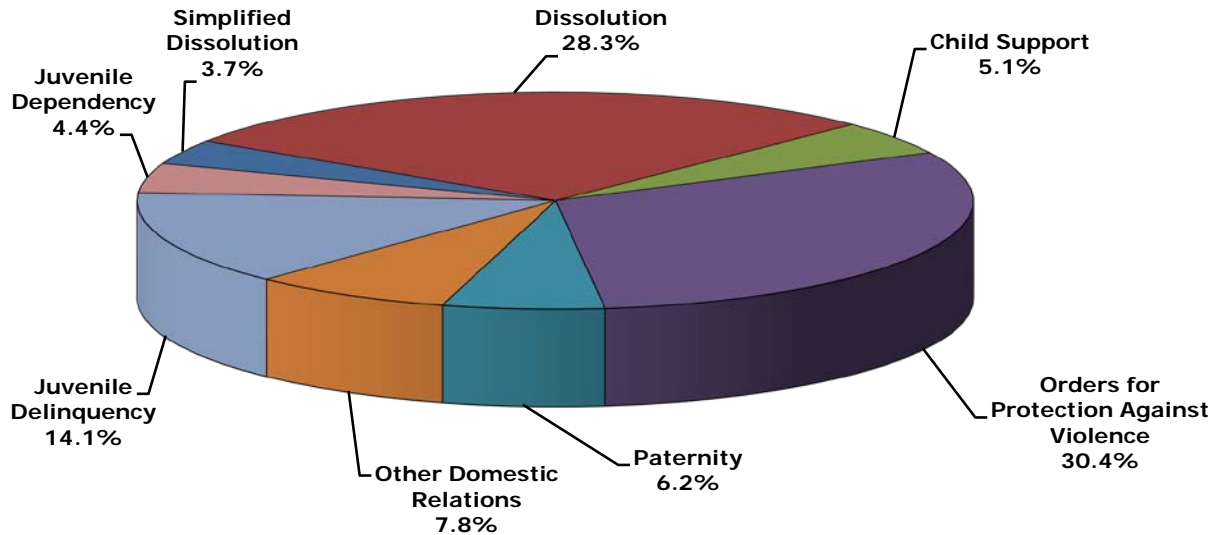
Family Court ♦ Dispositions

FAMILY COURT DISPOSITIONS
Statewide by Category/Case Type and Month
FY 2017-18

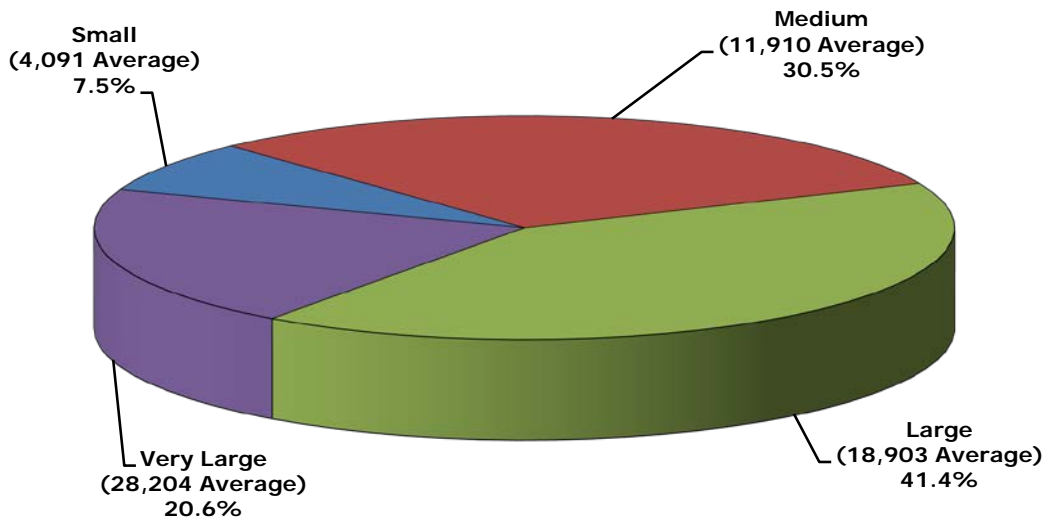
Category/ Case Type	Jul	Aug	Sep	Oct	Nov	Dec	Jan	Feb	Mar	Apr	May	Jun	Total
F. Other Domestic Relations	1,556	2,091	1,188	2,014	1,713	1,720	1,598	1,694	1,747	1,873	2,091	1,929	21,214
1. Other Family Court	748	1,015	562	1,027	795	790	772	795	844	913	1,036	886	10,183
2. Adoption Arising out of Chapter 63	333	458	307	402	404	474	288	317	353	371	436	419	4,562
3. Name Change	475	618	319	585	514	456	538	582	550	589	619	624	6,469
G. Juvenile Delinquency	2,865	3,768	4,051	3,348	3,049	2,757	3,198	2,752	3,166	3,121	3,256	3,194	38,525
1. Juvenile Delinquency	2,865	3,768	4,051	3,348	3,049	2,757	3,198	2,752	3,166	3,121	3,256	3,194	38,525
H. Juvenile Dependency	948	1,015	689	1,019	1,122	953	957	987	1,052	1,047	1,071	1,106	11,966
1. Juvenile Dependency	674	732	471	695	709	660	648	685	728	682	699	714	8,097
2. Termination of Parental Rights*	274	283	218	324	413	293	309	302	324	365	372	392	3,869
Total	20,353	26,213	18,360	25,669	22,783	20,560	22,521	21,226	22,763	23,511	25,778	23,917	273,654

*Termination of parental rights dispositions are included for fiscal year 2017-18. The reporting of these dispositions began in January 2010.

FAMILY COURT DISPOSITIONS
by Category
FY 2017-18



FAMILY COURT DISPOSITIONS
by Circuit Size*
FY 2017-18



*Small Circuits - 2nd, 3rd, 8th, 14th, 16th;
Medium Circuits - 1st, 5th, 7th, 10th, 12th, 18th, 19th;
Large Circuits - 4th, 6th, 9th, 13th, 15th, 20th; and
Very Large Circuits - 11th, 17th (as defined in the Glossary).

Family Court ♦ Dispositions

**FAMILY COURT DISPOSITIONS
by Circuit and Case Type
FY 2017-18**

Circuit	Simplified Dissolution	Dissolution	Child Support	UIFSA	Other Domestic Relation	Domestic Violence	Repeat Violence	Juvenile Delinquency	Juvenile Dependency	Termination of Parental Rights*	Total
1	559	2,824	589	92	1,305	2,283	1,377	1,747	293	179	11,248
2	250	1,184	327	32	808	1,142	1,052	1,009	96	50	5,950
3	73	754	216	26	389	648	464	551	103	31	3,255
4	708	4,817	961	95	3,013	4,283	2,660	1,837	353	313	19,040
5	519	3,603	908	175	1,746	3,001	1,869	2,204	607	184	14,816
6	1,033	3,992	396	32	2,154	3,812	2,748	2,542	789	276	17,774
7	387	3,451	468	123	1,755	2,112	1,452	1,863	377	331	12,319
8	287	1,138	197	9	888	727	502	623	151	56	4,578
9	888	6,627	762	22	3,781	3,602	3,850	3,588	463	159	23,742
10	329	2,876	1,114	214	1,695	3,198	1,858	2,779	449	157	14,669
11	511	12,341	1,002	8	3,796	4,655	2,782	2,339	520	793	28,747
12	333	2,766	737	209	1,465	1,465	1,060	893	383	125	9,436
13	755	5,504	1,322	38	2,839	3,786	3,220	4,857	939	259	23,519
14	204	1,357	399	36	635	887	525	1,492	149	94	5,778
15	788	4,518	572	46	2,746	1,557	926	1,761	445	133	13,492
16	78	372	7	0	84	134	120	51	40	8	894
17	1,158	8,236	861	0	4,337	4,522	4,627	2,783	762	375	27,661
18	485	3,794	458	40	2,087	2,438	1,820	1,925	165	48	13,260
19	286	1,958	362	28	815	1,080	733	1,801	411	149	7,623
20	534	5,357	1,057	49	1,956	2,546	1,723	1,880	602	149	15,853
Total	10,165	77,469	12,715	1,274	38,294	47,878	35,368	38,525	8,097	3,869	273,654

*Termination of parental rights dispositions are included for fiscal year 2017-18. The reporting of these dispositions began in January 2010.

FAMILY COURT DISPOSITIONS
by Circuit/County and Category
FY 2017-18

Circuit/County	Simplified Dissolution	Dissolution	Child Support	Orders of Protection Against Violence	Paternity	Other Domestic Relations	Juvenile Delinquency	Juvenile Dependency*	Total
Circuit 1	559	2,824	681	3,660	480	825	1,747	472	11,248
Escambia	203	1,056	226	2,114	284	339	693	196	5,111
Okaloosa	215	969	296	675	128	293	624	76	3,276
Santa Rosa	95	557	88	499	49	130	314	131	1,863
Walton	46	242	71	372	19	63	116	69	998
Circuit 2	250	1,184	359	2,194	308	500	1,009	146	5,950
Franklin	2	2	3	3	1	1	36	0	48
Gadsden	30	147	74	282	26	40	71	5	675
Jefferson	11	22	8	34	3	2	18	0	98
Leon	177	880	214	1,683	248	426	797	131	4,556
Liberty	10	18	2	39	6	12	28	1	116
Wakulla	20	115	58	153	24	19	59	9	457
Circuit 3	73	754	242	1,112	155	234	551	134	3,255
Columbia	31	312	58	341	70	71	192	87	1,162
Dixie	7	55	27	148	19	21	36	9	322
Hamilton	7	35	42	82	5	21	58	3	253
Lafayette	0	43	12	44	9	15	4	1	128
Madison	6	56	60	89	8	27	58	9	313
Suwannee	9	162	29	265	30	46	133	24	698
Taylor	13	91	14	143	14	33	70	1	379
Circuit 4	708	4,817	1,056	6,943	1,461	1,552	1,837	666	19,040
Clay	110	917	220	664	185	273	343	114	2,826
Duval	546	3,641	831	5,820	1,233	1,213	1,375	524	15,183
Nassau	52	259	5	459	43	66	119	28	1,031

Family Court ♦ Dispositions

**FAMILY COURT DISPOSITIONS
by Circuit/County and Category
FY 2017-18**

Circuit/County	Simplified Dissolution	Dissolution	Child Support	Orders of Protection Against Violence	Paternity	Other Domestic Relations	Juvenile Delinquency	Juvenile Dependency*	Total
Circuit 5	519	3,603	1,083	4,870	788	958	2,204	791	14,816
Citrus	55	478	116	801	100	138	153	151	1,992
Hernando	67	617	131	996	97	134	570	172	2,784
Lake	211	1,117	256	1,112	194	247	598	125	3,860
Marion	158	1,173	516	1,734	368	381	773	300	5,403
Sumter	28	218	64	227	29	58	110	43	777
Circuit 6	1,033	3,992	428	6,560	883	1,271	2,542	1,065	17,774
Pasco	352	1,415	51	2,151	249	480	941	407	6,046
Pinellas	681	2,577	377	4,409	634	791	1,601	658	11,728
Circuit 7	387	3,451	591	3,564	717	1,038	1,863	708	12,319
Flagler	54	350	34	342	73	88	174	48	1,163
Putnam	27	311	110	471	109	61	276	74	1,439
St. Johns	0	798	151	469	122	173	295	133	2,141
Volusia	306	1,992	296	2,282	413	716	1,118	453	7,576
Circuit 8	287	1,138	206	1,229	317	571	623	207	4,578
Alachua	191	677	112	643	157	399	363	129	2,671
Baker	23	132	14	48	82	46	55	0	400
Bradford	18	95	23	123	47	25	32	19	382
Gilchrist	18	71	7	81	18	15	42	1	253
Levy	26	118	45	266	0	75	75	49	654
Union	11	45	5	68	13	11	56	9	218
Circuit 9	888	6,627	784	7,452	1,867	1,914	3,588	622	23,742
Orange	774	5,093	585	5,766	1,608	1,689	2,630	553	18,698
Osceola	114	1,534	199	1,686	259	225	958	69	5,044

FAMILY COURT DISPOSITIONS
by Circuit/County and Category
FY 2017-18

Circuit/County	Simplified Dissolution	Dissolution	Child Support	Orders of Protection Against Violence	Paternity	Other Domestic Relations	Juvenile Delinquency	Juvenile Dependency*	Total
Circuit 10	329	2,876	1,328	5,056	977	718	2,779	606	14,669
Hardee	7	92	41	103	19	35	90	6	393
Highlands	43	279	147	248	42	40	289	100	1,188
Polk	279	2,505	1,140	4,705	916	643	2,400	500	13,088
Circuit 11	511	12,341	1,010	7,437	1,968	1,828	2,339	1,313	28,747
Miami-Dade	511	12,341	1,010	7,437	1,968	1,828	2,339	1,313	28,747
Circuit 12	333	2,766	946	2,525	681	784	893	508	9,436
Desoto	4	97	51	154	19	28	74	39	466
Manatee	152	1,043	604	1,189	326	283	434	278	4,309
Sarasota	177	1,626	291	1,182	336	473	385	191	4,661
Circuit 13	755	5,504	1,360	7,006	1,069	1,770	4,857	1,198	23,519
Hillsborough	755	5,504	1,360	7,006	1,069	1,770	4,857	1,198	23,519
Circuit 14	204	1,357	435	1,412	229	406	1,492	243	5,778
Bay	103	875	97	825	145	262	1,343	206	3,856
Calhoun	5	114	39	152	23	33	12	2	380
Gulf	4	43	40	52	5	16	6	1	167
Holmes	33	72	83	104	5	31	46	1	375
Jackson	39	192	94	186	49	49	58	33	700
Washington	20	61	82	93	2	15	27	0	300
Circuit 15	788	4,518	618	2,483	1,103	1,643	1,761	578	13,492
Palm Beach	788	4,518	618	2,483	1,103	1,643	1,761	578	13,492
Circuit 16	78	372	7	254	48	36	51	48	894
Monroe	78	372	7	254	48	36	51	48	894

Family Court ♦ Dispositions

**FAMILY COURT DISPOSITIONS
by Circuit/County and Category
FY 2017-18**

Circuit/County	Simplified Dissolution	Dissolution	Child Support	Orders of Protection Against Violence	Paternity	Other Domestic Relations	Juvenile Delinquency	Juvenile Dependency*	Total
Circuit 17	1,158	8,236	861	9,149	1,925	2,412	2,783	1,137	27,661
Broward	1,158	8,236	861	9,149	1,925	2,412	2,783	1,137	27,661
Circuit 18	485	3,794	498	4,258	955	1,132	1,925	213	13,260
Brevard	185	2,129	318	2,621	569	698	1,216	29	7,765
Seminole	300	1,665	180	1,637	386	434	709	184	5,495
Circuit 19	286	1,958	390	1,813	361	454	1,801	560	7,623
Indian River	71	458	57	535	88	87	241	130	1,667
Martin	57	417	164	343	52	97	346	85	1,561
Okeechobee	26	154	33	128	42	104	193	104	784
St. Lucie	132	929	136	807	179	166	1,021	241	3,611
Circuit 20	534	5,357	1,106	4,269	788	1,168	1,880	751	15,853
Charlotte	87	474	207	920	95	106	263	40	2,192
Collier	192	1,144	69	643	159	286	420	195	3,108
Glades	4	24	2	33	4	11	10	7	95
Hendry	20	131	113	112	38	33	156	5	608
Lee	231	3,584	715	2,561	492	732	1,031	504	9,850
Total	10,165	77,469	13,989	83,246	17,080	21,214	38,525	11,966	273,654

*Termination of parental rights dispositions are included for fiscal year 2017-18. The reporting of these dispositions began in January 2010.

Family Court ♦ Other Statistics

**FAMILY COURT CLEARANCE RATES
by Circuit
FY 2017-18**

Circuit	Filings	Dispositions	Clearance Rates
1	12,357	11,248	91.0%
2	6,128	5,950	97.1%
3	3,429	3,255	94.9%
4	19,458	19,040	97.9%
5	15,152	14,816	97.8%
6	18,893	17,774	94.1%
7	12,464	12,319	98.8%
8	4,989	4,578	91.8%
9	23,097	23,742	102.8%
10	14,379	14,669	102.0%
11	30,365	28,747	94.7%
12	9,075	9,436	104.0%
13	22,719	23,519	103.5%
14	5,794	5,778	99.7%
15	13,936	13,492	96.8%
16	1,122	894	79.7%
17	27,694	27,661	99.9%
18	13,030	13,260	101.8%
19	7,768	7,623	98.1%
20	16,468	15,853	96.3%
Total	278,317	273,654	98.3%

**FAMILY COURT SPECIAL PROCEEDINGS,
DOMESTIC RELATIONS
by Circuit
FY 2017-18**

Circuit	Domestic Relations			Total
	Modification/Supplemental Reopenings	Motions for Civil Contempt/Enforcement Reopenings	Other Reopenings	
1	1,360	3,223	4,017	8,600
2	546	1,326	2,794	4,666
3	371	170	1,020	1,561
4	2,724	5,003	5,490	13,217
5	2,241	4,880	4,313	11,434
6	1,064	2,669	5,312	9,045
7	1,843	1,875	6,644	10,362
8	682	1,946	2,482	5,110
9	1,474	4,199	9,730	15,403
10	1,771	3,187	4,290	9,248
11	405	2,092	21,547	24,044
12	844	2,516	3,116	6,476
13	3,094	3,636	7,394	14,124
14	499	1,204	1,714	3,417
15	1,666	2,646	15,728	20,040
16	56	43	68	167
17	2,157	5,317	14,209	21,683
18	2,108	4,530	7,463	14,101
19	780	2,533	2,519	5,832
20	1,530	4,634	4,305	10,469
Total	27,215	57,629	124,155	208,999

Family Court ♦ Other Statistics

**FAMILY COURT SPECIAL PROCEEDINGS,
JUVENILE DELINQUENCY
by Circuit
FY 2017-18**

Circuit	Juvenile Delinquency				Total
	Reopenings	Certifications to Circuit Criminal Division	Direct Files to Criminal Division	Detention Hearings	
1	2,682	1	44	1,375	4,102
2	5,159	0	10	721	5,890
3	258	0	18	43	319
4	1,644	4	42	3,321	5,011
5	1,484	1	42	2,042	3,569
6	5,758	2	122	6,335	12,217
7	2,006	0	29	1,333	3,368
8	1,406	0	38	594	2,038
9	10,237	0	59	4,288	14,584
10	2,758	2	80	3,757	6,597
11	7,951	0	127	2,882	10,960
12	1,187	0	55	578	1,820
13	1,375	21	64	5,468	6,928
14	1,102	36	30	890	2,058
15	2,277	4	124	3,544	5,949
16	45	2	2	52	101
17	1,961	4	44	4,533	6,542
18	5,785	0	35	3,497	9,317
19	2,633	6	81	2,317	5,037
20	714	17	22	3,069	3,822
Total	58,422	100	1,068	50,639	110,229

**FAMILY COURT SPECIAL PROCEEDINGS,
JUVENILE DEPENDENCY
by Circuit
FY 2017-18**

Circuit	Juvenile Dependency							Total
	Shelter Petitions Filed	Shelter Petitions Disposed	Adoption Petitions Arising out of Chapter 39 Filed	Adoption Petitions Arising out of Chapter 39 Disposed	Reopenings	Judicial Review Hearings	Shelter Hearings	
1	589	485	204	197	3,448	2,333	502	7,758
2	115	104	34	6	1,771	559	115	2,704
3	116	91	40	40	18	718	126	1,149
4	465	464	266	270	919	3,255	810	6,449
5	749	715	121	105	3,137	4,610	761	10,198
6	1,052	1,000	172	116	915	3,807	1,277	8,339
7	634	644	184	175	1,869	2,583	510	6,599
8	194	178	7	7	363	927	185	1,861
9	548	518	142	133	2,392	2,439	738	6,910
10	439	421	107	105	2,525	3,477	462	7,536
11	785	216	230	235	3,736	3,487	1,119	9,808
12	291	50	99	94	3,782	1,977	316	6,609
13	902	943	205	208	839	5,567	1,477	10,141
14	216	220	88	79	3,017	1,055	205	4,880
15	630	589	160	144	3,269	1,350	701	6,843
16	44	42	13	13	1	220	44	377
17	811	754	348	322	4,708	5,993	1,021	13,957
18	580	577	36	36	4,174	2,773	859	9,035
19	452	447	121	120	1,395	1,640	540	4,715
20	892	769	110	103	2,559	3,490	978	8,901
Total	10,504	9,227	2,687	2,508	44,837	52,260	12,746	134,769

Family Court ◆ Other Statistics

**JUVENILE DELINQUENCY COMPLAINTS
by Circuit/County
FY 2017-18**

Circuit/County	Juvenile Delinquency		
	Complaints Filed	Complaints Disposed Prior to Petition	% Complaints Disposed Prior to Petition
Circuit 1	2,845	1,115	39.2%
Escambia	1,268	347	27.4%
Okaloosa	826	373	45.2%
Santa Rosa	372	104	28.0%
Walton	379	291	76.8%
Circuit 2	1,082	369	34.1%
Franklin	27	5	18.5%
Gadsden	74	0	0.0%
Jefferson	37	17	45.9%
Leon	854	315	36.9%
Liberty	31	5	16.1%
Wakulla	59	27	45.8%
Circuit 3	590	61	10.3%
Columbia	189	3	1.6%
Dixie	51	10	19.6%
Hamilton	74	14	18.9%
Lafayette	6	1	0.0%
Madison	83	25	30.1%
Suwannee	122	8	6.6%
Taylor	65	0	0.0%
Circuit 4	2,308	632	27.4%
Clay	470	40	8.5%
Duval	1,690	538	31.8%
Nassau	148	54	36.5%

**JUVENILE DELINQUENCY COMPLAINTS
by Circuit/County
FY 2017-18**

Circuit/County	Juvenile Delinquency		
	Complaints Filed	Complaints Disposed Prior to Petition	% Complaints Disposed Prior to Petition
Circuit 5	2,757	1,019	37.0%
Citrus	184	89	48.4%
Hernando	466	213	45.7%
Lake	825	294	35.6%
Marion	1,093	266	24.3%
Sumter	189	157	83.1%
Circuit 6	4,149	1,382	33.3%
Pasco	1,233	282	22.9%
Pinellas	2,916	1,100	37.7%
Circuit 7	2,445	965	39.5%
Flagler	249	58	23.3%
Putnam	291	70	24.1%
St. Johns	323	44	13.6%
Volusia	1,582	793	50.1%
Circuit 8	1,166	539	46.2%
Alachua	734	316	43.1%
Baker	98	22	22.4%
Bradford	79	23	29.1%
Gilchrist	56	21	37.5%
Levy	155	142	91.6%
Union	44	15	34.1%
Circuit 9	4,616	1,468	31.8%
Orange	3,460	935	27.0%
Osceola	1,156	533	46.1%

Family Court ♦ Other Statistics

**JUVENILE DELINQUENCY COMPLAINTS
by Circuit/County
FY 2017-18**

Circuit/County	Juvenile Delinquency		
	Complaints Filed	Complaints Disposed Prior to Petition	% Complaints Disposed Prior to Petition
Circuit 10	2,783	807	29.0%
Hardee	123	31	25.2%
Highlands	408	221	54.2%
Polk	2,252	555	24.6%
Circuit 11	3,051	977	32.0%
Miami-Dade	3,051	977	32.0%
Circuit 12	1,546	583	37.7%
Desoto	219	176	80.4%
Manatee	821	313	38.1%
Sarasota	506	94	18.6%
Circuit 13	4,049	1,584	39.1%
Hillsborough	4,049	1,584	39.1%
Circuit 14	1,493	393	26.3%
Bay	1,177	236	20.1%
Calhoun	31	2	6.5%
Gulf	23	9	39.1%
Holmes	65	27	41.5%
Jackson	148	95	64.2%
Washington	49	24	0.0%
Circuit 15	3,593	1,904	53.0%
Palm Beach	3,593	1,904	53.0%
Circuit 16	82	19	23.2%
Monroe	82	19	23.2%

**JUVENILE DELINQUENCY COMPLAINTS
by Circuit/County
FY 2017-18**

Circuit/County	Juvenile Delinquency		
	Complaints Filed	Complaints Disposed Prior to Petition	% Complaints Disposed Prior to Petition
Circuit 17	3,536	1,258	35.6%
Broward	3,536	1,258	35.6%
Circuit 18	2,989	1,393	46.6%
Brevard	1,705	664	38.9%
Seminole	1,284	729	56.8%
Circuit 19	1,710	401	23.5%
Indian River	276	80	29.0%
Martin	307	105	34.2%
Okeechobee	259	41	15.8%
St. Lucie	868	175	20.2%
Circuit 20	2,908	1,210	41.6%
Charlotte	384	151	39.3%
Collier	633	270	42.7%
Glades	30	9	30.0%
Hendry	164	53	32.3%
Lee	1,697	727	42.8%
Total	49,698	18,079	36.4%