

**Probate ♦ Overview**

The Probate division includes the following four categories of probate cases: probate, trusts, commitment acts, and guardianship. Within these categories are the following case types:

**Probate** - probate and other social cases (examples of other social cases include: developmental disability, tuberculosis control, Adult Protective Services Act, and other similar events)

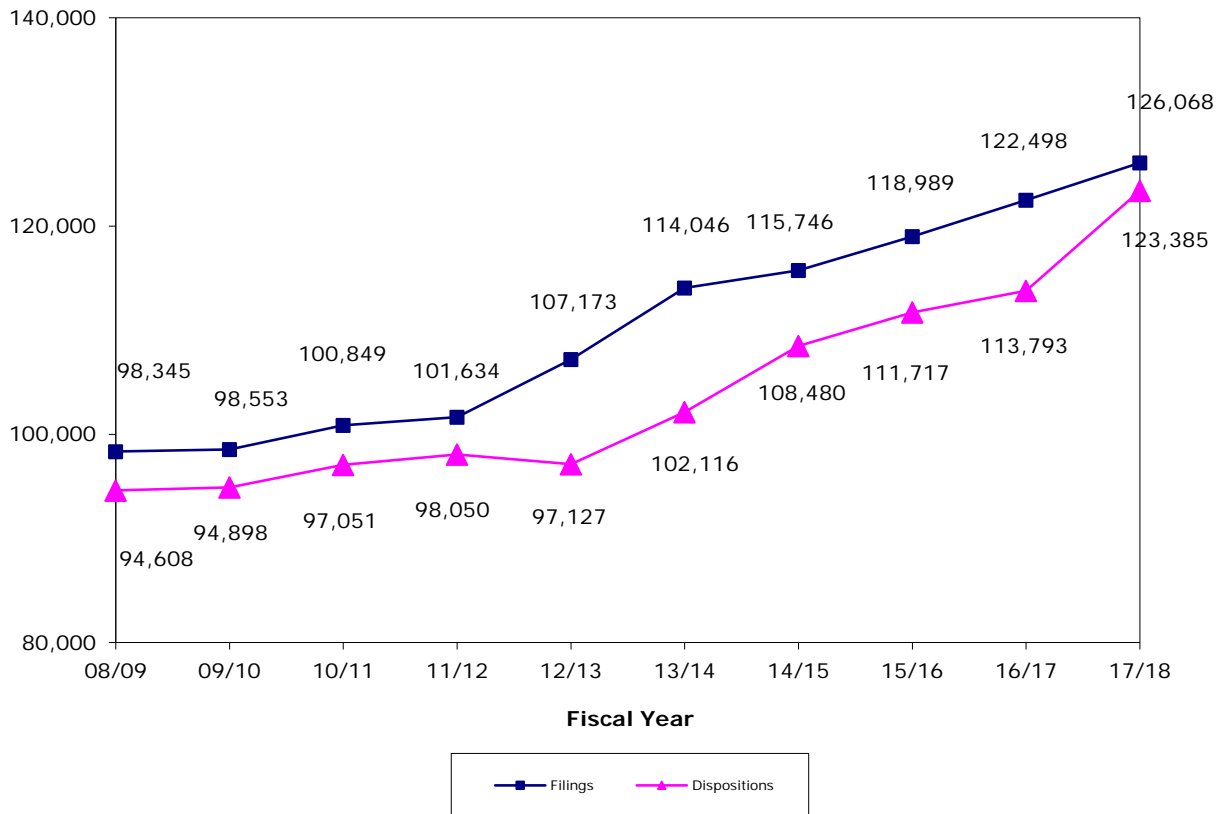
**Trusts** - trusts

**Commitment Acts** - Baker Act and Substance Abuse Act

**Guardianship** - adult and minor guardianship

In the Probate division, *filings* correspond to each petition filed. *Dispositions* correspond to each petition disposed.

**PROBATE FILINGS AND DISPOSITIONS  
FY 2008-09 to FY 2017-18**

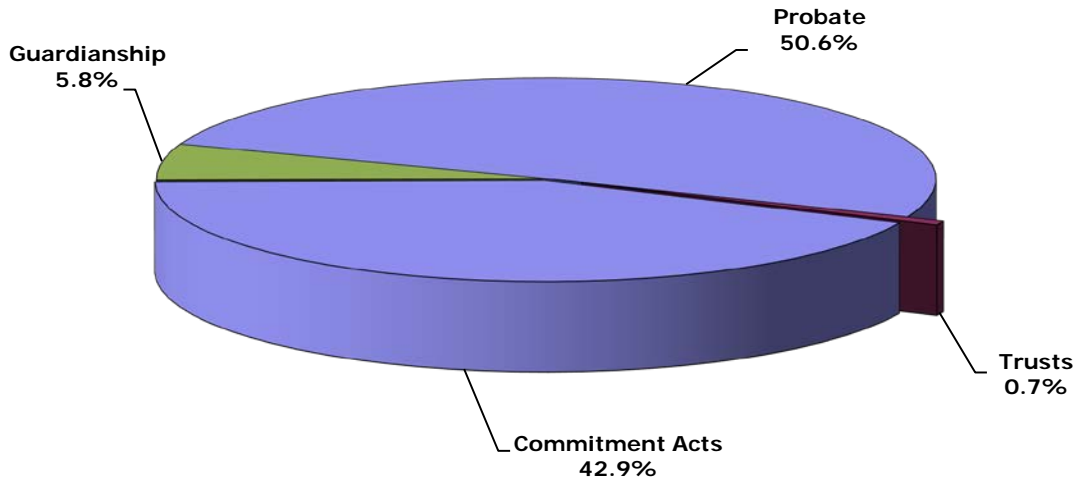


**PROBATE FILINGS**  
**Statewide by Category/Case Type and Month**  
**FY 2017-18**

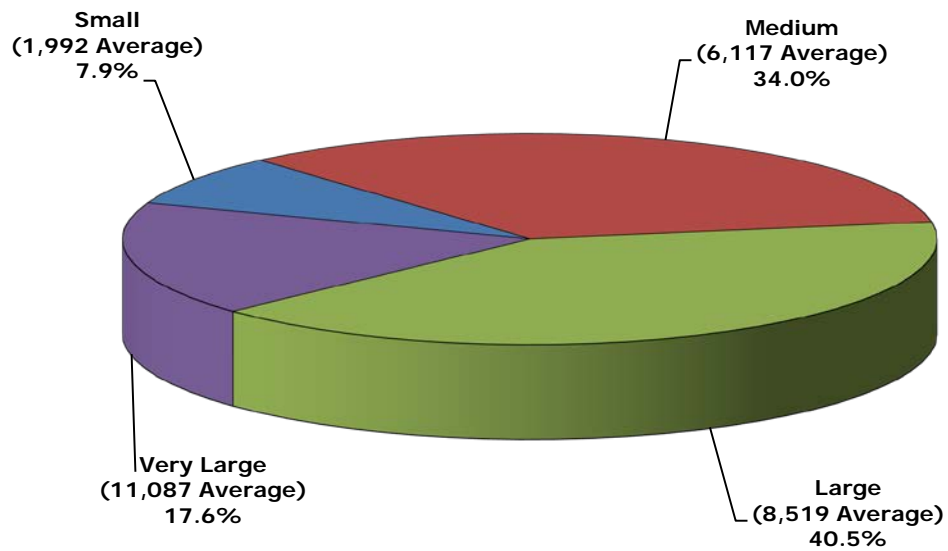
Category/ Case Type	Jul	Aug	Sep	Oct	Nov	Dec	Jan	Feb	Mar	Apr	May	Jun	Total
<b>A. Probate</b>	5,014	5,628	3,699	5,492	4,947	4,631	5,492	5,513	6,218	5,967	5,813	5,455	63,869
1. Probate	4,510	5,104	3,358	5,036	4,579	4,247	5,009	5,029	5,681	5,473	5,251	4,949	58,226
2. Other Social Cases	504	524	341	456	368	384	483	484	537	494	562	506	5,643
<b>B. Trusts</b>	75	68	49	74	64	60	62	77	97	72	74	59	831
1. Trusts	75	68	49	74	64	60	62	77	97	72	74	59	831
<b>C. Commitment Acts</b>	4,355	4,474	3,758	4,674	4,305	4,184	4,670	4,601	4,712	4,815	4,900	4,603	54,051
1. Baker Act	3,448	3,591	3,071	3,809	3,552	3,481	3,847	3,766	3,903	3,939	3,994	3,780	44,181
2. Substance Abuse	907	883	687	865	753	703	823	835	809	876	906	823	9,870
<b>D. Guardianship</b>	605	650	382	623	542	509	596	632	674	683	746	675	7,317
1. Guardianship	605	650	382	623	542	509	596	632	674	683	746	675	7,317
<b>Total</b>	<b>10,049</b>	<b>10,820</b>	<b>7,888</b>	<b>10,863</b>	<b>9,858</b>	<b>9,384</b>	<b>10,820</b>	<b>10,823</b>	<b>11,701</b>	<b>11,537</b>	<b>11,533</b>	<b>10,792</b>	<b>126,068</b>

**Probate ♦ Filings**

**PROBATE FILINGS  
by Category  
FY 2017-18**



**PROBATE FILINGS  
by Circuit Size\*  
FY 2017-18**



\*Small Circuits - 2nd, 3rd, 8th, 14th, 16th;  
 Medium Circuits - 1st, 5th, 7th, 10th, 12th, 18th, 19th;  
 Large Circuits - 4th, 6th, 9th, 13th, 15th, 20th; and  
 Very Large Circuits - 11th, 17th (as defined in the Glossary).

**PROBATE FILINGS**  
**by Circuit and Case Type**  
**FY 2017-18**

Circuit	Probate	Baker Act	Substance Abuse	Other Social Cases	Guardianship	Trusts	Total
1	2,340	1,865	523	112	233	12	5,085
2	1,215	1,464	140	312	212	15	3,358
3	602	321	143	109	69	3	1,247
4	3,115	2,808	532	176	509	40	7,180
5	4,503	2,752	510	299	464	20	8,548
6	5,342	4,503	302	273	453	60	10,933
7	3,536	1,703	909	152	288	26	6,614
8	972	1,524	143	159	132	9	2,939
9	3,090	2,205	670	358	687	6	7,016
10	2,397	2,283	536	142	293	11	5,662
11	4,361	4,307	944	1,909	861	49	12,431
12	3,235	2,142	761	186	336	71	6,731
13	2,761	3,622	962	192	473	56	8,066
14	1,083	383	263	44	130	5	1,908
15	4,912	2,241	667	221	515	189	8,745
16	394	35	44	11	23	0	507
17	3,606	4,502	739	380	456	59	9,742
18	3,136	1,341	632	239	500	51	5,899
19	2,492	1,119	233	112	208	119	4,283
20	5,134	3,061	217	257	475	30	9,174
<b>Total</b>	<b>58,226</b>	<b>44,181</b>	<b>9,870</b>	<b>5,643</b>	<b>7,317</b>	<b>831</b>	<b>126,068</b>

---

**Probate ♦ Filings**


---

**PROBATE FILINGS**  
**by Circuit/County and Category**  
**FY 2017-18**

Circuit/County	Probate	Trusts	Commitment Acts	Guardianship	Total
<b>Circuit 1</b>	<b>2,452</b>	<b>12</b>	<b>2,388</b>	<b>233</b>	<b>5,085</b>
Escambia	1,089	5	1,562	98	2,754
Okaloosa	607	1	586	75	1,269
Santa Rosa	464	4	171	42	681
Walton	292	2	69	18	381
<b>Circuit 2</b>	<b>1,527</b>	<b>15</b>	<b>1,604</b>	<b>212</b>	<b>3,358</b>
Franklin	65	0	18	3	86
Gadsden	371	14	48	94	527
Jefferson	63	0	15	3	81
Leon	924	0	1,466	92	2,482
Liberty	20	0	18	1	39
Wakulla	84	1	39	19	143
<b>Circuit 3</b>	<b>711</b>	<b>3</b>	<b>464</b>	<b>69</b>	<b>1,247</b>
Columbia	171	0	285	22	478
Dixie	75	1	22	4	102
Hamilton	62	0	28	1	91
Lafayette	20	2	15	2	39
Madison	77	0	24	5	106
Suwannee	222	0	36	25	283
Taylor	84	0	54	10	148
<b>Circuit 4</b>	<b>3,291</b>	<b>40</b>	<b>3,340</b>	<b>509</b>	<b>7,180</b>
Clay	497	0	170	79	746
Duval	2,486	40	3,104	382	6,012
Nassau	308	0	66	48	422

**PROBATE FILINGS**  
by Circuit/County and Category  
FY 2017-18

Circuit/County	Probate	Trusts	Commitment Acts	Guardianship	Total
<b>Circuit 5</b>	<b>4,802</b>	<b>20</b>	<b>3,262</b>	<b>464</b>	<b>8,548</b>
Citrus	793	4	107	50	954
Hernando	899	0	1,490	105	2,494
Lake	1,196	10	765	125	2,096
Marion	1,410	6	844	142	2,402
Sumter	504	0	56	42	602
<b>Circuit 6</b>	<b>5,615</b>	<b>60</b>	<b>4,805</b>	<b>453</b>	<b>10,933</b>
Pasco	1,618	6	1,719	141	3,484
Pinellas	3,997	54	3,086	312	7,449
<b>Circuit 7</b>	<b>3,688</b>	<b>26</b>	<b>2,612</b>	<b>288</b>	<b>6,614</b>
Flagler	435	0	132	51	618
Putnam	301	0	84	17	402
St. Johns	692	3	270	73	1,038
Volusia	2,260	23	2,126	147	4,556
<b>Circuit 8</b>	<b>1,131</b>	<b>9</b>	<b>1,667</b>	<b>132</b>	<b>2,939</b>
Alachua	622	0	1,525	92	2,239
Baker	172	0	34	12	218
Bradford	101	2	19	8	130
Gilchrist	52	0	14	4	70
Levy	146	7	30	15	198
Union	38	0	45	1	84
<b>Circuit 9</b>	<b>3,448</b>	<b>6</b>	<b>2,875</b>	<b>687</b>	<b>7,016</b>
Orange	2,614	5	2,409	533	5,561
Osceola	834	1	466	154	1,455

**Probate ♦ Filings**

**PROBATE FILINGS**  
**by Circuit/County and Category**  
**FY 2017-18**

<b>Circuit/County</b>	<b>Probate</b>	<b>Trusts</b>	<b>Commitment Acts</b>	<b>Guardianship</b>	<b>Total</b>
<b>Circuit 10</b>	<b>2,539</b>	<b>11</b>	<b>2,819</b>	<b>293</b>	<b>5,662</b>
Hardee	60	3	40	15	118
Highlands	497	0	309	44	850
Polk	1,982	8	2,470	234	4,694
<b>Circuit 11</b>	<b>6,270</b>	<b>49</b>	<b>5,251</b>	<b>861</b>	<b>12,431</b>
Miami-Dade	6,270	49	5,251	861	12,431
<b>Circuit 12</b>	<b>3,421</b>	<b>71</b>	<b>2,903</b>	<b>336</b>	<b>6,731</b>
Desoto	134	0	14	5	153
Manatee	1,238	0	796	122	2,156
Sarasota	2,049	71	2,093	209	4,422
<b>Circuit 13</b>	<b>2,953</b>	<b>56</b>	<b>4,584</b>	<b>473</b>	<b>8,066</b>
Hillsborough	2,953	56	4,584	473	8,066
<b>Circuit 14</b>	<b>1,127</b>	<b>5</b>	<b>646</b>	<b>130</b>	<b>1,908</b>
Bay	633	2	376	67	1,078
Calhoun	42	0	53	9	104
Gulf	80	0	12	14	106
Holmes	78	2	64	10	154
Jackson	193	1	100	21	315
Washington	101	0	41	9	151
<b>Circuit 15</b>	<b>5,133</b>	<b>189</b>	<b>2,908</b>	<b>515</b>	<b>8,745</b>
Palm Beach	5,133	189	2,908	515	8,745
<b>Circuit 16</b>	<b>405</b>	<b>0</b>	<b>79</b>	<b>23</b>	<b>507</b>
Monroe	405	0	79	23	507

**PROBATE FILINGS**  
**by Circuit/County and Category**  
**FY 2017-18**

Circuit/County	Probate	Trusts	Commitment Acts	Guardianship	Total
<b>Circuit 17</b>	<b>3,986</b>	<b>59</b>	<b>5,241</b>	<b>456</b>	<b>9,742</b>
Broward	3,986	59	5,241	456	9,742
<b>Circuit 18</b>	<b>3,375</b>	<b>51</b>	<b>1,973</b>	<b>500</b>	<b>5,899</b>
Brevard	2,231	35	824	297	3,387
Seminole	1,144	16	1,149	203	2,512
<b>Circuit 19</b>	<b>2,604</b>	<b>119</b>	<b>1,352</b>	<b>208</b>	<b>4,283</b>
Indian River	669	14	226	57	966
Martin	748	8	237	49	1,042
Okeechobee	145	0	47	5	197
St. Lucie	1,042	97	842	97	2,078
<b>Circuit 20</b>	<b>5,391</b>	<b>30</b>	<b>3,278</b>	<b>475</b>	<b>9,174</b>
Charlotte	1,102	0	923	114	2,139
Collier	1,510	11	581	123	2,225
Glades	53	0	6	1	60
Hendry	93	0	29	7	129
Lee	2,633	19	1,739	230	4,621
<b>Total</b>	<b>63,869</b>	<b>831</b>	<b>54,051</b>	<b>7,317</b>	<b>126,068</b>

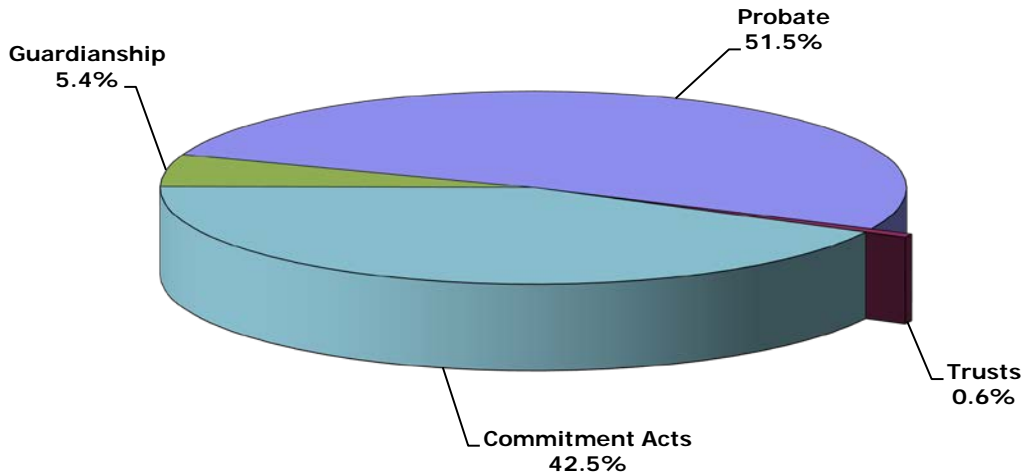


**Probate ♦ Dispositions**

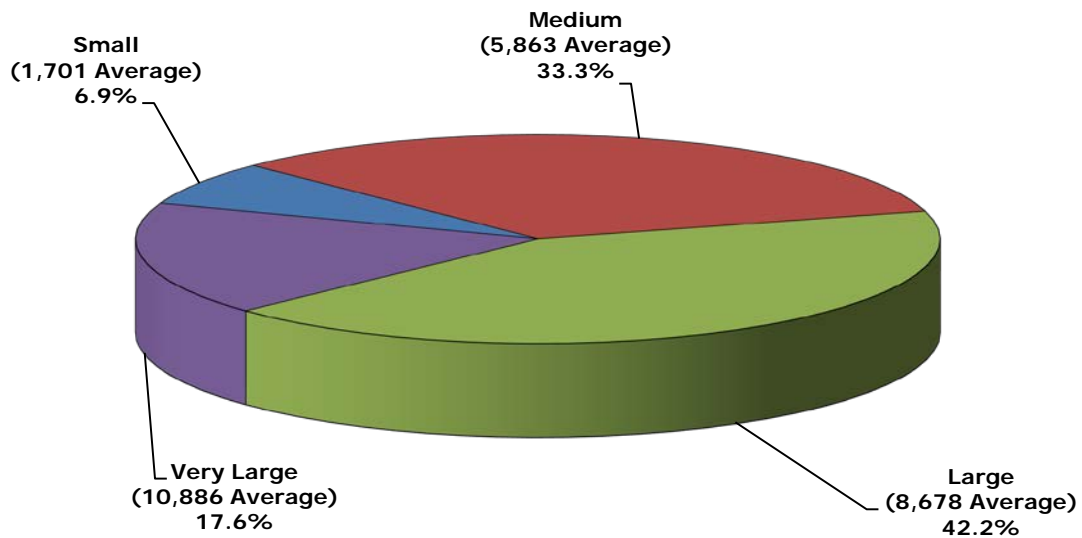
**PROBATE DISPOSITIONS**  
**Statewide by Category/Case Type and Month**  
**FY 2017-18**

Category/ Case Type	Jul	Aug	Sep	Oct	Nov	Dec	Jan	Feb	Mar	Apr	May	Jun	Total
<b>A. Probate</b>	4,372	5,357	3,617	4,928	4,922	4,990	5,307	5,336	5,837	5,589	7,139	6,088	63,482
1. Probate	3,988	4,850	3,309	4,536	4,556	4,700	4,784	4,976	5,401	5,136	6,665	5,602	58,503
2. Other Social Cases	384	507	308	392	366	290	523	360	436	453	474	486	4,979
<b>B. Trusts</b>	48	58	45	58	51	63	68	54	51	72	109	69	746
1. Trusts	48	58	45	58	51	63	68	54	51	72	109	69	746
<b>C. Commitment Acts</b>	3,952	4,465	3,112	4,679	4,106	3,986	4,481	4,448	4,680	4,925	4,847	4,790	52,471
1. Baker Act	3,123	3,518	2,470	3,816	3,329	3,281	3,628	3,593	3,800	4,040	3,919	3,962	42,479
2. Substance Abuse	829	947	642	863	777	705	853	855	880	885	928	828	9,992
<b>D. Guardianship</b>	528	674	383	528	541	393	547	483	595	692	688	634	6,686
1. Guardianship	528	674	383	528	541	393	547	483	595	692	688	634	6,686
<b>Total</b>	<b>8,900</b>	<b>10,554</b>	<b>7,157</b>	<b>10,193</b>	<b>9,620</b>	<b>9,432</b>	<b>10,403</b>	<b>10,321</b>	<b>11,163</b>	<b>11,278</b>	<b>12,783</b>	<b>11,581</b>	<b>123,385</b>

**PROBATE DISPOSITIONS**  
by Category  
FY 2017-18



**PROBATE DISPOSITIONS**  
by Circuit Size\*  
FY 2017-18



\*Small Circuits - 2nd, 3rd, 8th, 14th, 16th;  
Medium Circuits - 1st, 5th, 7th, 10th, 12th, 18th, 19th;  
Large Circuits - 4th, 6th, 9th, 13th, 15th, 20th; and  
Very Large Circuits - 11th, 17th (as defined in the Glossary).

**Probate ♦ Dispositions**

**PROBATE DISPOSITIONS**  
**by Circuit and Case Type**  
**FY 2017-18**

<b>Circuit</b>	<b>Probate</b>	<b>Baker Act</b>	<b>Substance Abuse</b>	<b>Other Social Cases</b>	<b>Guardianship</b>	<b>Trusts</b>	<b>Total</b>
1	2,004	1,804	495	100	177	13	4,593
2	996	1,386	124	311	186	25	3,028
3	435	246	112	92	23	0	908
4	2,567	2,745	499	156	426	24	6,417
5	4,394	2,738	491	281	399	12	8,315
6	5,408	4,741	298	261	413	47	11,168
7	3,344	1,713	890	134	293	23	6,397
8	791	1,504	128	85	77	0	2,585
9	4,947	2,367	733	380	780	32	9,239
10	2,339	2,334	898	89	339	14	6,013
11	4,971	4,185	1,047	1,476	824	64	12,567
12	3,130	2,028	754	167	282	47	6,408
13	2,877	3,510	1,045	191	465	48	8,136
14	904	352	231	42	55	11	1,595
15	5,877	1,973	625	230	469	125	9,299
16	301	29	41	11	8	0	390
17	3,757	3,851	668	410	433	85	9,204
18	2,441	1,300	600	203	466	27	5,037
19	2,599	1,037	222	112	183	124	4,277
20	4,421	2,636	91	248	388	25	7,809
<b>Total</b>	<b>58,503</b>	<b>42,479</b>	<b>9,992</b>	<b>4,979</b>	<b>6,686</b>	<b>746</b>	<b>123,385</b>

**PROBATE DISPOSITIONS**  
**by Circuit/County and Category**  
**FY 2017-18**

Circuit/County	Probate	Trusts	Commitment Acts	Guardianship	Total
<b>Circuit 1</b>	<b>2,104</b>	<b>13</b>	<b>2,299</b>	<b>177</b>	<b>4,593</b>
Escambia	883	7	1,556	84	2,530
Okaloosa	528	1	508	47	1,084
Santa Rosa	414	3	168	34	619
Walton	279	2	67	12	360
<b>Circuit 2</b>	<b>1,307</b>	<b>25</b>	<b>1,510</b>	<b>186</b>	<b>3,028</b>
Franklin	11	0	0	0	11
Gadsden	459	25	47	113	644
Jefferson	35	0	12	3	50
Leon	764	0	1,395	70	2,229
Liberty	36	0	16	0	52
Wakulla	2	0	40	0	42
<b>Circuit 3</b>	<b>527</b>	<b>0</b>	<b>358</b>	<b>23</b>	<b>908</b>
Columbia	169	0	228	8	405
Dixie	34	0	18	0	52
Hamilton	21	0	22	1	44
Lafayette	0	0	0	0	0
Madison	65	0	16	1	82
Suwannee	190	0	29	6	225
Taylor	48	0	45	7	100
<b>Circuit 4</b>	<b>2,723</b>	<b>24</b>	<b>3,244</b>	<b>426</b>	<b>6,417</b>
Clay	524	0	165	41	730
Duval	1,972	24	3,023	353	5,372
Nassau	227	0	56	32	315

**Probate ♦ Dispositions**

**PROBATE DISPOSITIONS  
by Circuit/County and Category  
FY 2017-18**

Circuit/County	Probate	Trusts	Commitment Acts	Guardianship	Total
<b>Circuit 5</b>	<b>4,675</b>	<b>12</b>	<b>3,229</b>	<b>399</b>	<b>8,315</b>
Citrus	868	3	99	47	1,017
Hernando	725	0	1,482	85	2,292
Lake	1,155	5	769	111	2,040
Marion	1,418	4	823	118	2,363
Sumter	509	0	56	38	603
<b>Circuit 6</b>	<b>5,669</b>	<b>47</b>	<b>5,039</b>	<b>413</b>	<b>11,168</b>
Pasco	1,790	9	1,711	131	3,641
Pinellas	3,879	38	3,328	282	7,527
<b>Circuit 7</b>	<b>3,478</b>	<b>23</b>	<b>2,603</b>	<b>293</b>	<b>6,397</b>
Flagler	365	2	130	48	545
Putnam	222	0	69	12	303
St. Johns	665	1	252	84	1,002
Volusia	2,226	20	2,152	149	4,547
<b>Circuit 8</b>	<b>876</b>	<b>0</b>	<b>1,632</b>	<b>77</b>	<b>2,585</b>
Alachua	528	0	1,522	58	2,108
Baker	83	0	22	4	109
Bradford	86	0	19	8	113
Gilchrist	0	0	0	0	0
Levy	151	0	26	6	183
Union	28	0	43	1	72
<b>Circuit 9</b>	<b>5,327</b>	<b>32</b>	<b>3,100</b>	<b>780</b>	<b>9,239</b>
Orange	4,632	32	2,635	644	7,943
Osceola	695	0	465	136	1,296

**PROBATE DISPOSITIONS**  
**by Circuit/County and Category**  
**FY 2017-18**

Circuit/County	Probate	Trusts	Commitment Acts	Guardianship	Total
<b>Circuit 10</b>	<b>2,428</b>	<b>14</b>	<b>3,232</b>	<b>339</b>	<b>6,013</b>
Hardee	54	2	27	11	94
Highlands	471	0	280	74	825
Polk	1,903	12	2,925	254	5,094
<b>Circuit 11</b>	<b>6,447</b>	<b>64</b>	<b>5,232</b>	<b>824</b>	<b>12,567</b>
Miami-Dade	6,447	64	5,232	824	12,567
<b>Circuit 12</b>	<b>3,297</b>	<b>47</b>	<b>2,782</b>	<b>282</b>	<b>6,408</b>
Desoto	100	0	13	1	114
Manatee	1,149	0	715	111	1,975
Sarasota	2,048	47	2,054	170	4,319
<b>Circuit 13</b>	<b>3,068</b>	<b>48</b>	<b>4,555</b>	<b>465</b>	<b>8,136</b>
Hillsborough	3,068	48	4,555	465	8,136
<b>Circuit 14</b>	<b>946</b>	<b>11</b>	<b>583</b>	<b>55</b>	<b>1,595</b>
Bay	517	9	341	11	878
Calhoun	33	0	44	10	87
Gulf	99	0	13	4	116
Holmes	45	1	60	6	112
Jackson	225	1	100	24	350
Washington	27	0	25	0	52
<b>Circuit 15</b>	<b>6,107</b>	<b>125</b>	<b>2,598</b>	<b>469</b>	<b>9,299</b>
Palm Beach	6,107	125	2,598	469	9,299
<b>Circuit 16</b>	<b>312</b>	<b>0</b>	<b>70</b>	<b>8</b>	<b>390</b>
Monroe	312	0	70	8	390

**Probate ♦ Dispositions**

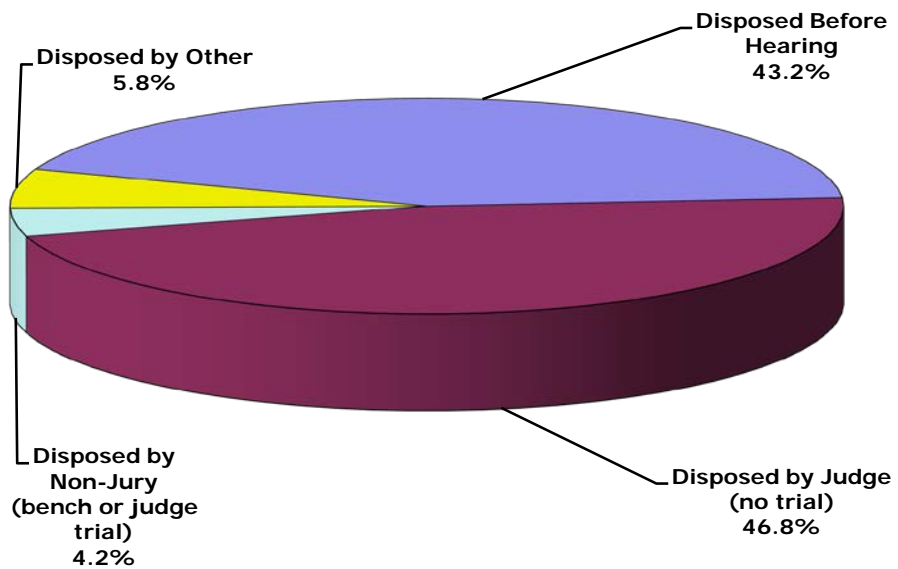
**PROBATE DISPOSITIONS  
by Circuit/County and Category  
FY 2017-18**

Circuit/County	Probate	Trusts	Commitment Acts	Guardianship	Total
<b>Circuit 17</b>	<b>4,167</b>	<b>85</b>	<b>4,519</b>	<b>433</b>	<b>9,204</b>
Broward	4,167	85	4,519	433	9,204
<b>Circuit 18</b>	<b>2,644</b>	<b>27</b>	<b>1,900</b>	<b>466</b>	<b>5,037</b>
Brevard	1,608	15	784	276	2,683
Seminole	1,036	12	1,116	190	2,354
<b>Circuit 19</b>	<b>2,711</b>	<b>124</b>	<b>1,259</b>	<b>183</b>	<b>4,277</b>
Indian River	988	17	228	52	1,285
Martin	689	8	235	57	989
Okeechobee	96	0	37	1	134
St. Lucie	938	99	759	73	1,869
<b>Circuit 20</b>	<b>4,669</b>	<b>25</b>	<b>2,727</b>	<b>388</b>	<b>7,809</b>
Charlotte	922	0	524	68	1,514
Collier	1,351	11	581	124	2,067
Glades	52	0	5	1	58
Hendry	63	0	16	1	80
Lee	2,281	14	1,601	194	4,090
<b>Total</b>	<b>63,482</b>	<b>746</b>	<b>52,471</b>	<b>6,686</b>	<b>123,385</b>

**PROBATE DISPOSITIONS**  
 Statewide by Disposition Type and Case Type  
 FY 2017-18

Disposition Type	Probate	Baker Act	Substance Abuse	Other Social Cases	Guardianship	Trusts	Total
A. Disposed Before Hearing	26,015	21,785	4,091	487	720	214	53,312
B. Disposed by Judge (no trial)	31,421	13,174	4,813	2,809	5,068	396	57,681
C. Disposed by Non-Jury	133	2,808	631	917	699	0	5,188
D. Disposed by Other	934	4,712	457	766	199	136	7,204
<b>Total</b>	<b>58,503</b>	<b>42,479</b>	<b>9,992</b>	<b>4,979</b>	<b>6,686</b>	<b>746</b>	<b>123,385</b>

**PROBATE DISPOSITIONS**  
 by Disposition Type  
 FY 2017-18





---

**Probate ♦ Other Statistics**

---

The Probate division also includes other statistics such as clearance rates and reopenings. **These data are provided by the 67 clerks of court. However, special proceedings data is not audited for accuracy by the OSCA.**

**Clearance Rates** - The clearance rate is a useful measure of the responsiveness of a court to the demand for services, and is nationally recognized as a measure of court performance. The rate is determined by dividing the total number of cases *disposed* by the total number of cases *filed* during a specific time period. If a court received 1,000 new cases a month and *disposed* of 900 cases within the same month, the clearance rate for that month would be 90%. A 100% clearance rate means that a court is disposing of at least as many cases as have been filed during the reporting period. Thus, where clearance rates exceed 100%, those circuits are actually disposing of cases more quickly than cases are being filed for the period in question.

**Reopenings** - A reopening occurs when a case that has previously been reported as disposed is resubmitted to the court through a motion or petition.

**PROBATE CLEARANCE RATES  
by Circuit  
FY 2017-18**

Circuit	Filings	Dispositions	Clearance Rates
1	5,085	4,593	90.3%
2	3,358	3,028	90.2%
3	1,247	908	72.8%
4	7,180	6,417	89.4%
5	8,548	8,315	97.3%
6	10,933	11,168	102.1%
7	6,614	6,397	96.7%
8	2,939	2,585	88.0%
9	7,016	9,239	131.7%
10	5,662	6,013	106.2%
11	12,431	12,567	101.1%
12	6,731	6,408	95.2%
13	8,066	8,136	100.9%
14	1,908	1,595	83.6%
15	8,745	9,299	106.3%
16	507	390	76.9%
17	9,742	9,204	94.5%
18	5,899	5,037	85.4%
19	4,283	4,277	99.9%
20	9,174	7,809	85.1%
<b>Total</b>	<b>126,068</b>	<b>123,385</b>	<b>97.9%</b>

---

**Probate ♦ Other Statistics**


---

**PROBATE SPECIAL PROCEEDINGS  
by Circuit  
FY 2017-18**

Circuit	Reopenings
1	2,774
2	2,066
3	216
4	1,338
5	4,194
6	6,349
7	2,471
8	1,793
9	6,254
10	2,251
11	38,778
12	4,077
13	7,309
14	550
15	10,085
16	31
17	497
18	4,784
19	1,618
20	4,198
<b>Total</b>	<b>101,633</b>

-This page intentionally left blank-