

**County Criminal ♦ Overview**

The County Criminal division includes the following three categories of criminal offenses: misdemeanors and ordinance violations, non-dui criminal traffic, and driving under the influence. Within these categories are the following case types:

**Misdemeanor and Ordinance Violations** - misdemeanors, worthless checks, county ordinance, and municipal ordinance offenses

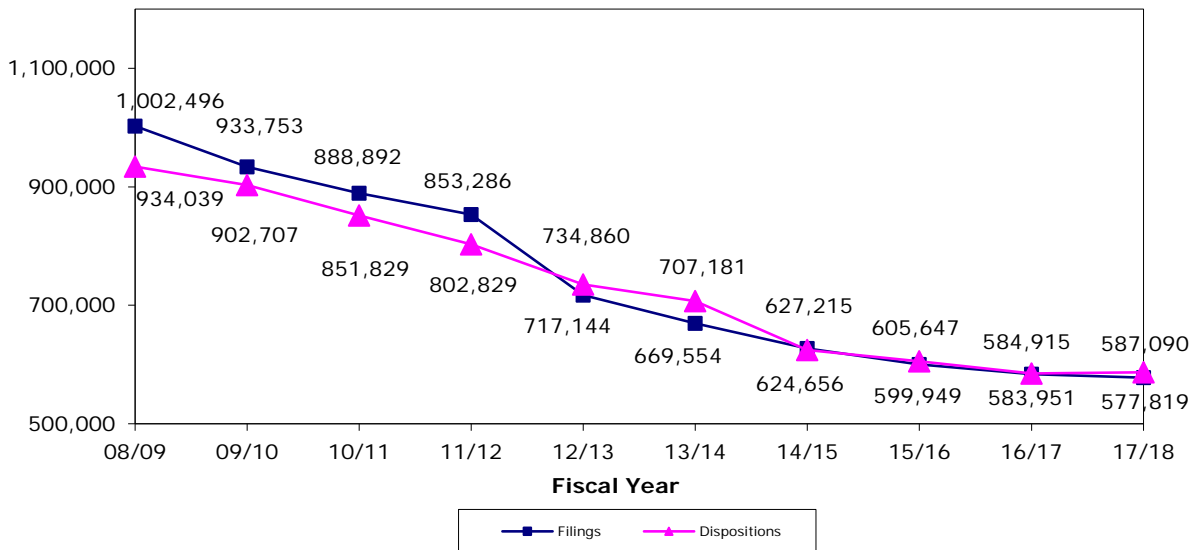
**Non-Driving Under the Influence Criminal Traffic** - criminal traffic

**Driving Under the Influence** - driving under the influence (DUI) offenses

The Summary Reporting System does not directly capture non-dui criminal traffic and DUI cases. These data are reported independently by clerks of court to the Florida Court Clerks and Comptrollers (FCCC). The FCCC then provides these data to the Office of the State Courts Administrator.

In the County Criminal division, *filings* correspond to each defendant against whom a sworn complaint, notice to appear, information, or indictment is filed. *Citations* correspond to each official summons to appear in court. *Dispositions* correspond to each defendant for whom a final judicial decision is rendered terminating a criminal proceeding by an acquittal, a dismissal, or a judgment stating the specific sentence (in the case of a conviction). *Jury trials* are defined as trials in which a group of citizens is impaneled, selected, and sworn to determine the issues of fact in a case.

**COUNTY CRIMINAL FILINGS AND DISPOSITIONS  
FY 2008-09 to FY 2017-18**

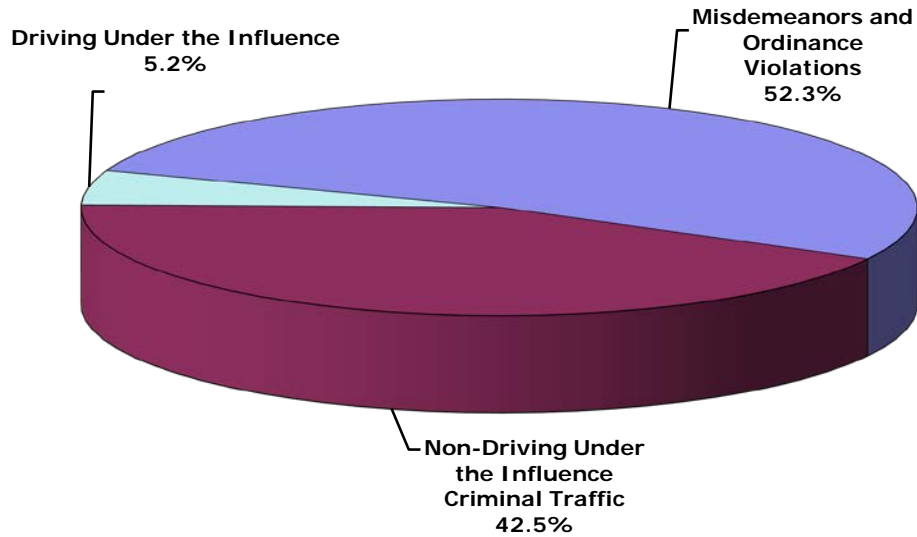


**COUNTY CRIMINAL FILINGS**  
**Statewide by Category/Case Type and Month**  
**FY 2017-18**

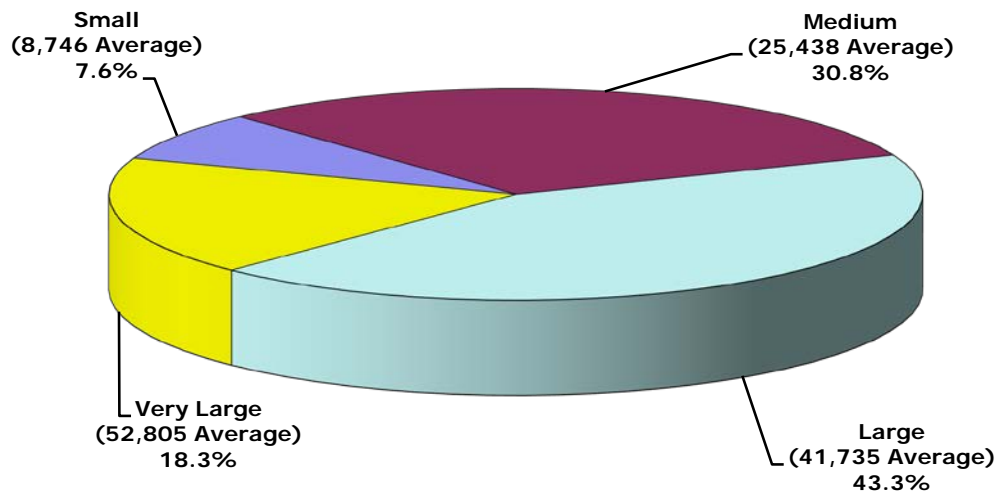
Category/ Case Type	Jul	Aug	Sep	Oct	Nov	Dec	Jan	Feb	Mar	Apr	May	Jun	Total
<b>A. Misdemeanors and Ordinance Violations</b>	<b>27,175</b>	<b>26,298</b>	<b>22,874</b>	<b>24,435</b>	<b>23,099</b>	<b>22,723</b>	<b>24,147</b>	<b>24,086</b>	<b>27,831</b>	<b>25,993</b>	<b>26,698</b>	<b>27,015</b>	<b>302,374</b>
1. Misdemeanors	23,280	22,537	20,063	21,475	20,040	19,990	20,940	20,652	23,719	22,277	22,924	23,013	260,910
2. Worthless Checks	105	140	89	175	138	103	94	125	72	98	101	98	1,338
3. County Ordinances	1,807	1,427	1,269	1,153	1,226	1,139	1,299	1,305	1,542	1,480	1,488	1,693	16,828
4. Municipal Ordinances	1,983	2,194	1,453	1,632	1,695	1,491	1,814	2,004	2,498	2,138	2,185	2,211	23,298
<b>B. Non-Driving Under the Influence Criminal Traffic</b>	<b>23,213</b>	<b>23,353</b>	<b>17,633</b>	<b>19,991</b>	<b>19,776</b>	<b>19,592</b>	<b>21,675</b>	<b>20,346</b>	<b>22,023</b>	<b>20,076</b>	<b>19,607</b>	<b>18,234</b>	<b>245,519</b>
1. Criminal Traffic	23,213	23,353	17,633	19,991	19,776	19,592	21,675	20,346	22,023	20,076	19,607	18,234	245,519
<b>C. Driving Under the Influence</b>	<b>3,091</b>	<b>2,840</b>	<b>2,466</b>	<b>2,609</b>	<b>2,646</b>	<b>2,829</b>	<b>2,515</b>	<b>2,390</b>	<b>2,662</b>	<b>2,235</b>	<b>1,930</b>	<b>1,713</b>	<b>29,926</b>
1. Driving Under the Influence	3,091	2,840	2,466	2,609	2,646	2,829	2,515	2,390	2,662	2,235	1,930	1,713	29,926
<b>Total</b>	<b>53,479</b>	<b>52,491</b>	<b>42,973</b>	<b>47,035</b>	<b>45,521</b>	<b>45,144</b>	<b>48,337</b>	<b>46,822</b>	<b>52,516</b>	<b>48,304</b>	<b>48,235</b>	<b>46,962</b>	<b>577,819</b>

**County Criminal ♦ Filings**

**COUNTY CRIMINAL FILINGS  
by Category  
FY 2017-18**



**COUNTY CRIMINAL FILINGS  
by Circuit Size\*  
FY 2017-18**



\*Small Circuits - 2nd, 3rd, 8th, 14th, 16th;  
 Medium Circuits - 1st, 5th, 7th, 10th, 12th, 18th, 19th;  
 Large Circuits - 4th, 6th, 9th, 13th, 15th, 20th; and  
 Very Large Circuits - 11th, 17th (as defined in the Glossary).

**COUNTY CRIMINAL FILINGS**  
**by Circuit and Case Type**  
**FY 2017-18**

Circuit	Misdemeanors	Worthless Checks	Criminal Traffic	County Ordinances	Municipal Ordinances	Driving Under the Influence	Total
1	13,193	578	10,439	1,144	91	1,433	26,878
2	6,102	154	3,417	47	27	471	10,218
3	3,012	15	2,133	30	4	266	5,460
4	18,630	11	18,035	367	2,159	3,135	42,337
5	12,144	60	10,292	510	297	1,553	24,856
6	20,085	71	14,643	4,766	4,164	2,632	46,361
7	21,624	64	11,416	609	2,170	912	36,795
8	6,254	60	3,591	10	48	599	10,562
9	18,991	0	14,557	1,529	1,555	2,060	38,692
10	14,253	39	9,266	887	331	781	25,557
11	19,317	11	44,666	187	439	1,354	65,974
12	9,108	3	7,511	19	1,141	1,147	18,929
13	13,791	25	16,728	2,652	2,013	2,829	38,038
14	8,799	155	4,477	101	426	493	14,451
15	15,372	18	30,177	895	1,723	2,072	50,257
16	2,089	3	651	9	119	167	3,038
17	14,997	10	17,678	224	4,741	1,986	39,636
18	17,783	14	8,644	122	210	1,576	28,349
19	9,245	9	5,404	294	541	1,212	16,705
20	16,121	38	11,794	2,426	1,099	3,248	34,726
<b>Total</b>	<b>260,910</b>	<b>1,338</b>	<b>245,519</b>	<b>16,828</b>	<b>23,298</b>	<b>29,926</b>	<b>577,819</b>

**County Criminal ◆ Filings**

**COUNTY CRIMINAL FILINGS  
by Circuit/County and Category  
FY 2017-18**

<b>Circuit/County</b>	<b>Misdemeanors and Ordinances Violations</b>	<b>Non-Driving Under the Influence Criminal Traffic</b>	<b>Driving Under the Influence</b>	<b>Total</b>
<b>Circuit 1</b>	<b>15,006</b>	<b>10,439</b>	<b>1,433</b>	<b>26,878</b>
Escambia	6,611	5,519	535	12,665
Okaloosa	3,957	2,396	321	6,674
Santa Rosa	2,491	1,824	476	4,791
Walton	1,947	700	101	2,748
<b>Circuit 2</b>	<b>6,330</b>	<b>3,417</b>	<b>471</b>	<b>10,218</b>
Franklin	599	202	31	832
Gadsden	513	520	69	1,102
Jefferson	241	111	16	368
Leon	4,347	2,324	317	6,988
Liberty	119	66	6	191
Wakulla	511	194	32	737
<b>Circuit 3</b>	<b>3,061</b>	<b>2,133</b>	<b>266</b>	<b>5,460</b>
Columbia	1,070	907	124	2,101
Dixie	329	86	12	427
Hamilton	414	224	10	648
Lafayette	48	57	11	116
Madison	272	219	12	503
Suwannee	433	490	70	993
Taylor	495	150	27	672
<b>Circuit 4</b>	<b>21,167</b>	<b>18,035</b>	<b>3,135</b>	<b>42,337</b>
Clay	1,987	1,557	154	3,698
Duval	17,823	15,456	2,751	36,030
Nassau	1,357	1,022	230	2,609

**COUNTY CRIMINAL FILINGS**  
**by Circuit/County and Category**  
**FY 2017-18**

Circuit/County	Misdemeanors and Ordinances Violations	Non-Driving Under the Influence Criminal Traffic	Driving Under the Influence	Total
<b>Circuit 5</b>	<b>13,011</b>	<b>10,292</b>	<b>1,553</b>	<b>24,856</b>
Citrus	1,353	738	141	2,232
Hernando	2,528	1,559	297	4,384
Lake	3,602	3,871	439	7,912
Marion	4,327	2,871	531	7,729
Sumter	1,201	1,253	145	2,599
<b>Circuit 6</b>	<b>29,086</b>	<b>14,643</b>	<b>2,632</b>	<b>46,361</b>
Pasco	10,695	2,864	584	14,143
Pinellas	18,391	11,779	2,048	32,218
<b>Circuit 7</b>	<b>24,467</b>	<b>11,416</b>	<b>912</b>	<b>36,795</b>
Flagler	2,656	723	118	3,497
Putnam	1,757	1,161	54	2,972
St. Johns	3,373	1,880	236	5,489
Volusia	16,681	7,652	504	24,837
<b>Circuit 8</b>	<b>6,372</b>	<b>3,591</b>	<b>599</b>	<b>10,562</b>
Alachua	3,871	2,029	377	6,277
Baker	521	236	56	813
Bradford	537	517	50	1,104
Gilchrist	299	121	20	440
Levy	960	614	80	1,654
Union	184	74	16	274
<b>Circuit 9</b>	<b>22,075</b>	<b>14,557</b>	<b>2,060</b>	<b>38,692</b>
Orange	17,732	11,671	1,689	31,092
Osceola	4,343	2,886	371	7,600

**County Criminal ◆ Filings**

**COUNTY CRIMINAL FILINGS  
by Circuit/County and Category  
FY 2017-18**

<b>Circuit/County</b>	<b>Misdemeanors and Ordinances Violations</b>	<b>Non-Driving Under the Influence Criminal Traffic</b>	<b>Driving Under the Influence</b>	<b>Total</b>
<b>Circuit 10</b>	<b>15,510</b>	<b>9,266</b>	<b>781</b>	<b>25,557</b>
Hardee	592	512	38	1,142
Highlands	1,253	655	111	2,019
Polk	13,665	8,099	632	22,396
<b>Circuit 11</b>	<b>19,954</b>	<b>44,666</b>	<b>1,354</b>	<b>65,974</b>
Miami-Dade	19,954	44,666	1,354	65,974
<b>Circuit 12</b>	<b>10,271</b>	<b>7,511</b>	<b>1,147</b>	<b>18,929</b>
Desoto	342	306	20	668
Manatee	4,759	3,403	534	8,696
Sarasota	5,170	3,802	593	9,565
<b>Circuit 13</b>	<b>18,481</b>	<b>16,728</b>	<b>2,829</b>	<b>38,038</b>
Hillsborough	18,481	16,728	2,829	38,038
<b>Circuit 14</b>	<b>9,481</b>	<b>4,477</b>	<b>493</b>	<b>14,451</b>
Bay	7,565	3,578	399	11,542
Calhoun	111	88	15	214
Gulf	318	108	8	434
Holmes	370	147	10	527
Jackson	645	427	52	1,124
Washington	472	129	9	610
<b>Circuit 15</b>	<b>18,008</b>	<b>30,177</b>	<b>2,072</b>	<b>50,257</b>
Palm Beach	18,008	30,177	2,072	50,257
<b>Circuit 16</b>	<b>2,220</b>	<b>651</b>	<b>167</b>	<b>3,038</b>
Monroe	2,220	651	167	3,038

**COUNTY CRIMINAL FILINGS**  
**by Circuit/County and Category**  
 FY 2017-18

Circuit/County	Misdemeanors and Ordinances Violations	Non-Driving Under the Influence Criminal Traffic	Driving Under the Influence	Total
<b>Circuit 17</b>	<b>19,972</b>	<b>17,678</b>	<b>1,986</b>	<b>39,636</b>
Broward	19,972	17,678	1,986	39,636
<b>Circuit 18</b>	<b>18,129</b>	<b>8,644</b>	<b>1,576</b>	<b>28,349</b>
Brevard	11,645	4,329	1,187	17,161
Seminole	6,484	4,315	389	11,188
<b>Circuit 19</b>	<b>10,089</b>	<b>5,404</b>	<b>1,212</b>	<b>16,705</b>
Indian River	1,857	1,516	204	3,577
Martin	3,425	1,383	568	5,376
Okeechobee	933	453	39	1,425
St. Lucie	3,874	2,052	401	6,327
<b>Circuit 20</b>	<b>19,684</b>	<b>11,794</b>	<b>3,248</b>	<b>34,726</b>
Charlotte	2,687	1,906	326	4,919
Collier	4,086	2,848	958	7,892
Glades	276	137	28	441
Hendry	952	649	85	1,686
Lee	11,683	6,254	1,851	19,788
<b>Total</b>	<b>302,374</b>	<b>245,519</b>	<b>29,926</b>	<b>577,819</b>

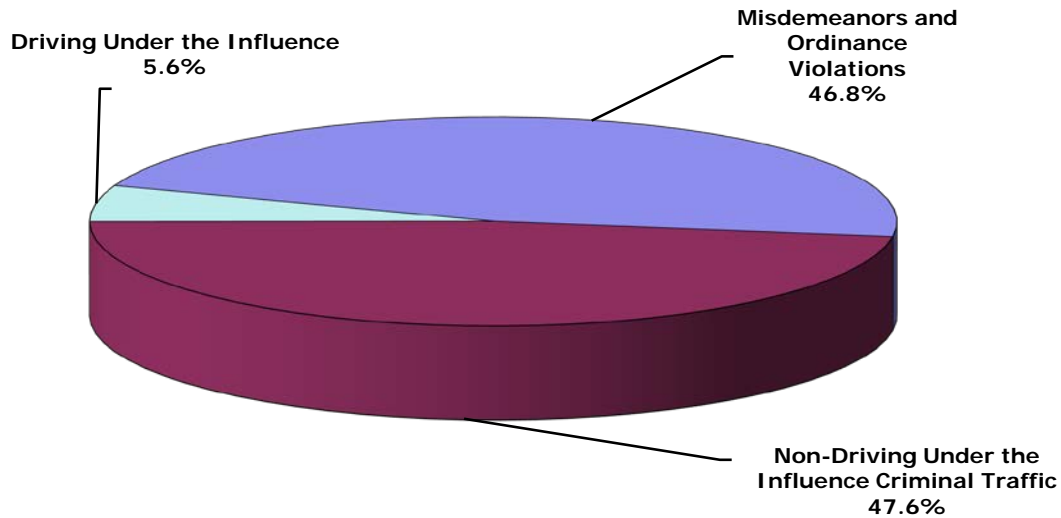


**County Criminal ♦ Dispositions**

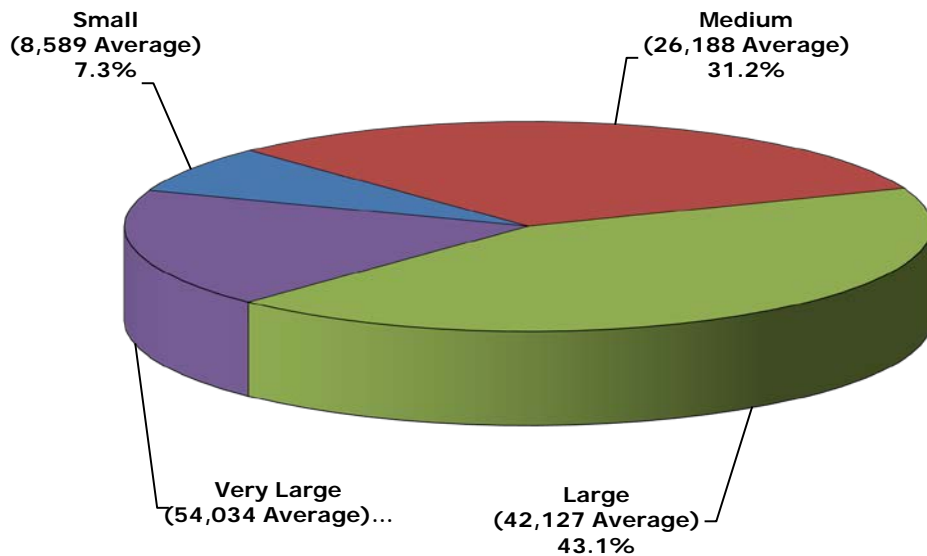
**COUNTY CRIMINAL DISPOSITIONS**  
**Statewide by Category/Case Type and Month**  
**FY 2017-18**

Category/ Case Type	Jul	Aug	Sep	Oct	Nov	Dec	Jan	Feb	Mar	Apr	May	Jun	Total
<b>A. Misdemeanors and Ordinance Violations</b>	<b>22,883</b>	<b>26,145</b>	<b>18,786</b>	<b>25,486</b>	<b>21,848</b>	<b>19,480</b>	<b>23,108</b>	<b>21,671</b>	<b>22,848</b>	<b>23,390</b>	<b>24,949</b>	<b>24,095</b>	<b>274,689</b>
1. Misdemeanors	19,552	22,754	16,446	21,912	18,835	17,088	20,579	19,185	19,986	20,229	21,625	20,966	239,157
2. Worthless Checks	139	144	201	229	183	150	220	156	212	172	185	116	2,107
3. County Ordinances	1,449	1,306	960	1,165	788	887	996	984	1,139	1,254	1,175	1,191	13,294
4. Municipal Ordinances	1,743	1,941	1,179	2,180	2,042	1,355	1,313	1,346	1,511	1,735	1,964	1,822	20,131
<b>B. Non-Driving Under the Influence Criminal Traffic</b>	<b>20,955</b>	<b>27,978</b>	<b>15,958</b>	<b>25,629</b>	<b>22,422</b>	<b>19,064</b>	<b>25,061</b>	<b>22,816</b>	<b>24,562</b>	<b>25,651</b>	<b>25,179</b>	<b>24,145</b>	<b>279,420</b>
1. Criminal Traffic	20,955	27,978	15,958	25,629	22,422	19,064	25,061	22,816	24,562	25,651	25,179	24,145	279,420
<b>C. Driving Under the Influence</b>	<b>2,456</b>	<b>3,164</b>	<b>1,917</b>	<b>3,117</b>	<b>2,669</b>	<b>2,263</b>	<b>3,145</b>	<b>2,832</b>	<b>2,792</b>	<b>2,939</b>	<b>2,925</b>	<b>2,762</b>	<b>32,981</b>
1. Driving Under the Influence	2,456	3,164	1,917	3,117	2,669	2,263	3,145	2,832	2,792	2,939	2,925	2,762	32,981
<b>Total</b>	<b>46,294</b>	<b>57,287</b>	<b>36,661</b>	<b>54,232</b>	<b>46,939</b>	<b>40,807</b>	<b>51,314</b>	<b>47,319</b>	<b>50,202</b>	<b>51,980</b>	<b>53,053</b>	<b>51,002</b>	<b>587,090</b>

### COUNTY CRIMINAL DISPOSITIONS by Category FY 2017-18



### COUNTY CRIMINAL DISPOSITIONS by Circuit Size\* FY 2017-18



\*Small Circuits - 2nd, 3rd, 8th, 14th, 16th;  
Medium Circuits - 1st, 5th, 7th, 10th, 12th, 18th, 19th;  
Large Circuits - 4th, 6th, 9th, 13th, 15th, 20th; and  
Very Large Circuits - 11th, 17th (as defined in the Glossary).

**County Criminal ♦ Dispositions**

**COUNTY CRIMINAL DISPOSITIONS**  
**by Circuit and Case Type**  
**FY 2017-18**

<b>Circuit</b>	<b>Misdemeanors</b>	<b>Worthless Checks</b>	<b>Criminal Traffic</b>	<b>County Ordinances</b>	<b>Municipal Ordinances</b>	<b>Driving Under the Influence</b>	<b>Total</b>
<b>1</b>	13,299	588	11,292	1,064	1,126	1,418	28,787
<b>2</b>	4,869	191	4,064	35	14	588	9,761
<b>3</b>	2,761	21	2,388	20	0	263	5,453
<b>4</b>	18,536	23	22,657	268	2,187	2,699	46,370
<b>5</b>	11,643	82	10,025	479	269	1,495	23,993
<b>6</b>	20,053	433	12,325	4,131	4,192	2,816	43,950
<b>7</b>	21,510	262	13,260	638	2,209	1,125	39,004
<b>8</b>	5,922	69	4,285	3	65	692	11,036
<b>9</b>	18,178	0	15,549	1,333	1,423	2,218	38,701
<b>10</b>	13,398	118	9,361	908	342	890	25,017
<b>11</b>	12,667	13	54,514	163	415	1,852	69,624
<b>12</b>	8,862	12	8,765	21	1,123	1,424	20,207
<b>13</b>	10,775	20	20,143	572	209	2,303	34,022
<b>14</b>	8,416	151	5,026	74	419	520	14,606
<b>15</b>	15,927	21	34,812	1,026	1,694	2,529	56,009
<b>16</b>	992	3	805	16	76	197	2,089
<b>17</b>	10,379	11	21,740	169	2,791	3,354	38,444
<b>18</b>	17,009	21	9,940	90	155	2,029	29,244
<b>19</b>	9,079	15	5,820	319	509	1,324	17,066
<b>20</b>	14,882	53	12,649	1,965	913	3,245	33,707
<b>Total</b>	<b>239,157</b>	<b>2,107</b>	<b>279,420</b>	<b>13,294</b>	<b>20,131</b>	<b>32,981</b>	<b>587,090</b>

**COUNTY CRIMINAL DISPOSITIONS**  
**by Circuit/County and Category**  
**FY 2017-18**

Circuit/County	Misdemeanors and Ordinances Violations	Non-Driving Under the Influence Criminal Traffic	Driving Under the Influence	Total
<b>Circuit 1</b>	<b>16,077</b>	<b>11,292</b>	<b>1,418</b>	<b>28,787</b>
Escambia	6,727	5,829	554	13,110
Okaloosa	4,960	2,578	358	7,896
Santa Rosa	2,487	2,131	414	5,032
Walton	1,903	754	92	2,749
<b>Circuit 2</b>	<b>5,109</b>	<b>4,064</b>	<b>588</b>	<b>9,761</b>
Franklin	556	202	19	777
Gadsden	545	622	94	1,261
Jefferson	172	128	13	313
Leon	3,365	2,801	435	6,601
Liberty	141	80	4	225
Wakulla	330	231	23	584
<b>Circuit 3</b>	<b>2,802</b>	<b>2,388</b>	<b>263</b>	<b>5,453</b>
Columbia	1,077	929	112	2,118
Dixie	235	119	12	366
Hamilton	322	293	19	634
Lafayette	32	56	11	99
Madison	277	310	26	613
Suwannee	368	489	53	910
Taylor	491	192	30	713
<b>Circuit 4</b>	<b>21,014</b>	<b>22,657</b>	<b>2,699</b>	<b>46,370</b>
Clay	1,796	1,697	149	3,642
Duval	18,023	19,829	2,385	40,237
Nassau	1,195	1,131	165	2,491

**County Criminal ♦ Dispositions**

**COUNTY CRIMINAL DISPOSITIONS**  
**by Circuit/County and Category**  
**FY 2017-18**

<b>Circuit/County</b>	<b>Misdemeanors and Ordinances Violations</b>	<b>Non-Driving Under the Influence Criminal Traffic</b>	<b>Driving Under the Influence</b>	<b>Total</b>
<b>Circuit 5</b>	<b>12,473</b>	<b>10,025</b>	<b>1,495</b>	<b>23,993</b>
Citrus	1,389	829	141	2,359
Hernando	2,395	1,906	278	4,579
Lake	3,488	3,432	427	7,347
Marion	4,092	2,963	510	7,565
Sumter	1,109	895	139	2,143
<b>Circuit 6</b>	<b>28,809</b>	<b>12,325</b>	<b>2,816</b>	<b>43,950</b>
Pasco	10,368	3,638	750	14,756
Pinellas	18,441	8,687	2,066	29,194
<b>Circuit 7</b>	<b>24,619</b>	<b>13,260</b>	<b>1,125</b>	<b>39,004</b>
Flagler	2,615	843	138	3,596
Putnam	1,882	1,504	92	3,478
St. Johns	3,459	2,133	278	5,870
Volusia	16,663	8,780	617	26,060
<b>Circuit 8</b>	<b>6,059</b>	<b>4,285</b>	<b>692</b>	<b>11,036</b>
Alachua	3,886	2,515	475	6,876
Baker	434	292	53	779
Bradford	493	559	42	1,094
Gilchrist	201	149	22	372
Levy	882	688	85	1,655
Union	163	82	15	260
<b>Circuit 9</b>	<b>20,934</b>	<b>15,549</b>	<b>2,218</b>	<b>38,701</b>
Orange	16,594	12,269	1,749	30,612
Osceola	4,340	3,280	469	8,089

**COUNTY CRIMINAL DISPOSITIONS**  
**by Circuit/County and Category**  
**FY 2017-18**

<b>Circuit/County</b>	<b>Misdemeanors and Ordinances Violations</b>	<b>Non-Driving Under the Influence Criminal Traffic</b>	<b>Driving Under the Influence</b>	<b>Total</b>
<b>Circuit 10</b>	<b>14,766</b>	<b>9,361</b>	<b>890</b>	<b>25,017</b>
Hardee	578	595	46	1,219
Highlands	1,013	787	88	1,888
Polk	13,175	7,979	756	21,910
<b>Circuit 11</b>	<b>13,258</b>	<b>54,514</b>	<b>1,852</b>	<b>69,624</b>
Miami-Dade	13,258	54,514	1,852	69,624
<b>Circuit 12</b>	<b>10,018</b>	<b>8,765</b>	<b>1,424</b>	<b>20,207</b>
Desoto	313	337	36	686
Manatee	4,580	4,028	593	9,201
Sarasota	5,125	4,400	795	10,320
<b>Circuit 13</b>	<b>11,576</b>	<b>20,143</b>	<b>2,303</b>	<b>34,022</b>
Hillsborough	11,576	20,143	2,303	34,022
<b>Circuit 14</b>	<b>9,060</b>	<b>5,026</b>	<b>520</b>	<b>14,606</b>
Bay	7,334	3,874	452	11,660
Calhoun	87	155	7	249
Gulf	233	129	9	371
Holmes	359	198	8	565
Jackson	641	479	32	1,152
Washington	406	191	12	609
<b>Circuit 15</b>	<b>18,668</b>	<b>34,812</b>	<b>2,529</b>	<b>56,009</b>
Palm Beach	18,668	34,812	2,529	56,009
<b>Circuit 16</b>	<b>1,087</b>	<b>805</b>	<b>197</b>	<b>2,089</b>
Monroe	1,087	805	197	2,089

**County Criminal ♦ Dispositions**

**COUNTY CRIMINAL DISPOSITIONS  
by Circuit/County and Category  
FY 2017-18**

<b>Circuit/County</b>	<b>Misdemeanors and Ordinances Violations</b>	<b>Non-Driving Under the Influence Criminal Traffic</b>	<b>Driving Under the Influence</b>	<b>Total</b>
<b>Circuit 17</b>	<b>13,350</b>	<b>21,740</b>	<b>3,354</b>	<b>38,444</b>
Broward	13,350	21,740	3,354	38,444
<b>Circuit 18</b>	<b>17,275</b>	<b>9,940</b>	<b>2,029</b>	<b>29,244</b>
Brevard	10,729	5,253	1,577	17,559
Seminole	6,546	4,687	452	11,685
<b>Circuit 19</b>	<b>9,922</b>	<b>5,820</b>	<b>1,324</b>	<b>17,066</b>
Indian River	1,816	1,486	225	3,527
Martin	3,274	1,530	566	5,370
Okeechobee	877	511	57	1,445
St. Lucie	3,955	2,293	476	6,724
<b>Circuit 20</b>	<b>17,813</b>	<b>12,649</b>	<b>3,245</b>	<b>33,707</b>
Charlotte	2,501	1,966	330	4,797
Collier	3,924	3,088	921	7,933
Glades	269	157	24	450
Hendry	913	709	78	1,700
Lee	10,206	6,729	1,892	18,827
<b>Total</b>	<b>274,689</b>	<b>279,420</b>	<b>32,981</b>	<b>587,090</b>

**COUNTY CRIMINAL DISPOSITIONS**  
**Statewide by Disposition Type and Case Type**  
**FY 2017-18**

Disposition Type	Misdemeanors	Worthless Checks	County Ordinances	Municipal Ordinances	Total
<b>A. Before Trial</b>	<b>235,364</b>	<b>2,098</b>	<b>12,761</b>	<b>19,412</b>	<b>269,635</b>
1. No File	39,763	298	129	1,124	41,314
2. Speedy Trial	8	0	0	0	8
3. Dismissed	31,345	551	1,863	2,610	36,369
4. Transferred	730	1	194	183	1,108
5. Plea	138,236	663	8,165	9,794	156,858
6. Other*	25,282	585	2,410	5,701	33,978
<b>B. After Trial Non-Jury</b>	<b>2,741</b>	<b>7</b>	<b>530</b>	<b>713</b>	<b>3,991</b>
1. Acquittal/Dismissal	250	0	114	305	669
2. Plea	2,199	6	33	69	2,307
3. Conviction	292	1	383	339	1,015
<b>C. After Trial Jury</b>	<b>1,052</b>	<b>2</b>	<b>3</b>	<b>6</b>	<b>1,063</b>
1. Acquittal/Dismissal	575	1	0	1	577
2. Plea	46	0	0	0	46
3. Conviction	431	1	3	5	440
<b>Total</b>	<b>239,157</b>	<b>2,107</b>	<b>13,294</b>	<b>20,131</b>	<b>274,689</b>

**COUNTY CRIMINAL TRAFFIC DISPOSITIONS**  
**Statewide by Disposition Type and Case Type**  
**FY 2017-18**

Disposition Type	Criminal Traffic	Driving Under the Influence	Total
A. Disposed by Judge (no trial)	177,485	24,669	202,154
B. Disposed by Jury	763	525	1,288
C. Disposed by Non-Jury	14,491	785	15,276
D. Disposed by Other	86,681	7,002	93,683
<b>Total</b>	<b>279,420</b>	<b>32,981</b>	<b>312,401</b>

\*The disposition type "Other" is used to report cases as disposed for: defendants placed on deferred prosecution or other pretrial diversion or probation programs approved after an information or an indictment is filed, defendants declared mentally or physically unable to stand trial, cases disposed upon estreatment of a bond, cases that are nolle prosequi (no further prosecution) for administrative reasons, or similar matters.



**County Criminal ♦ Dispositions**

**COUNTY CRIMINAL JURY TRIAL DISPOSITIONS\***  
**by Circuit/County and Category**  
**FY 2017-18**

Circuit (Circuit Seat)	Acquittals/Dismissals	Pleas	Convictions	Total
First (Pensacola)	28	1	15	44
Second (Tallahassee)	11	0	6	17
Third (Lake City)	4	0	4	8
Fourth (Jacksonville)	18	2	10	30
Fifth (Tavares)	27	0	28	55
Sixth (Clearwater)	36	2	27	65
Seventh (Daytona Beach)	20	1	11	32
Eighth (Gainesville)	13	12	9	34
Ninth (Orlando)	81	0	35	116
Tenth (Bartow)	48	0	32	80
Eleventh (Miami-Dade)	45	5	68	118
Twelfth (Sarasota)	15	2	22	39
Thirteenth (Tampa)	13	0	7	20
Fourteenth (Panama City)	6	1	2	9
Fifteenth (West Palm Beach)	71	0	49	120
Sixteenth (Key West)	2	1	1	4
Seventeenth (Ft. Lauderdale)	48	2	15	65
Eighteenth (Sanford)	47	10	23	80
Nineteenth (Ft. Pierce)	12	0	17	29
Twentieth (Ft. Myers)	32	7	59	98
<b>Total</b>	<b>577</b>	<b>46</b>	<b>440</b>	<b>1,063</b>

\*Detail jury trial statistics are not available for county criminal traffic. As a result, non-DUI criminal traffic and DUI dispositions are not included.

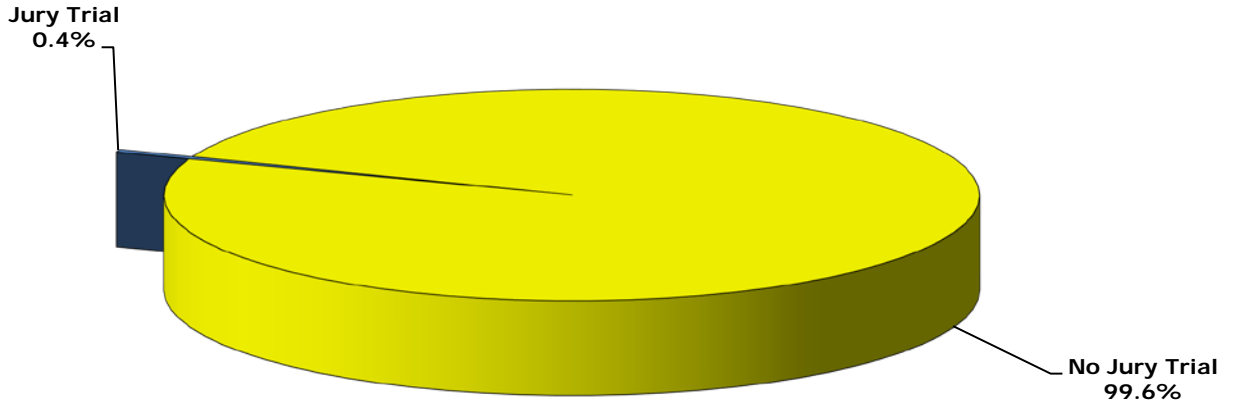
**COUNTY CRIMINAL JURY TRIAL AND  
GUILTY DISPOSITION RATES\*  
by Circuit  
FY 2017-18**

Circuit (Circuit Seat)	Jury Trials (includes Acquittal/ Dismissal, Pleas, and Convictions)	Total Dispositions	Jury Trial Rates	Guilty Dispositions (includes Total Pleas and Convictions)	Total Dispositions (excludes No Files, Transferred, and Other)	Guilty Disposition Rates
First (Pensacola)	44	16,077	0.3%	9,292	12,891	72.1%
Second (Tallahassee)	17	5,109	0.3%	3,117	3,997	78.0%
Third (Lake City)	8	2,802	0.3%	1,521	1,929	78.8%
Fourth (Jacksonville)	30	21,014	0.1%	15,018	16,422	91.5%
Fifth (Tavares)	55	12,473	0.4%	8,289	9,227	89.8%
Sixth (Clearwater)	65	28,809	0.2%	15,172	17,146	88.5%
Seventh (Daytona Beach)	32	24,619	0.1%	14,377	18,279	78.7%
Eighth (Gainesville)	34	6,059	0.6%	2,580	3,585	72.0%
Ninth (Orlando)	116	20,934	0.6%	11,614	14,841	78.3%
Tenth (Bartow)	80	14,766	0.5%	8,896	11,188	79.5%
Eleventh (Miami-Dade)	118	13,258	0.9%	6,293	10,476	60.1%
Twelfth (Sarasota)	39	10,018	0.4%	6,525	7,068	92.3%
Thirteenth (Tampa)	20	11,576	0.2%	7,251	9,346	77.6%
Fourteenth (Panama City)	9	9,060	0.1%	6,132	6,255	98.0%
Fifteenth (West Palm Beach)	120	18,668	0.6%	7,363	8,028	91.7%
Sixteenth (Key West)	4	1,087	0.4%	859	877	97.9%
Seventeenth (Ft. Lauderdale)	65	13,350	0.5%	9,347	12,088	77.3%
Eighteenth (Sanford)	80	17,275	0.5%	9,479	13,491	70.3%
Nineteenth (Ft. Pierce)	29	9,922	0.3%	6,792	8,300	81.8%
Twentieth (Ft. Myers)	98	17,813	0.6%	10,749	12,855	83.6%
<b>Total</b>	<b>1,063</b>	<b>274,689</b>	<b>0.4%</b>	<b>160,666</b>	<b>198,289</b>	<b>81.0%</b>

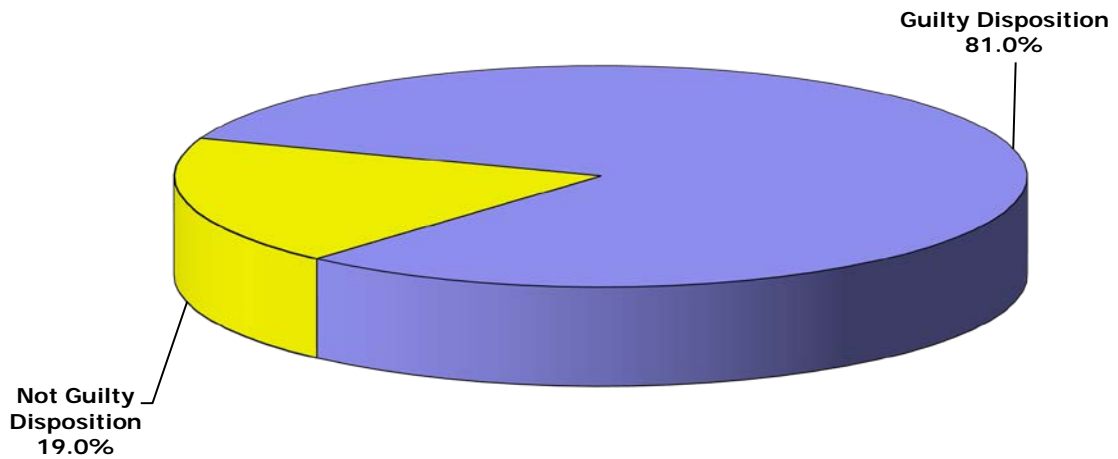
\*Jury trial and guilty disposition rates are not intended as a measure of efficiency of the judiciary, state attorneys, or public defenders. In addition, detail jury trial statistics are not available for county criminal traffic. As a result, non-DUI criminal traffic and DUI dispositions are not included.

**County Criminal ♦ Dispositions**

**COUNTY CRIMINAL JURY TRIAL RATE\*  
FY 2017-18**



**COUNTY CRIMINAL GUILTY DISPOSITION RATE\*  
FY 2017-18**



\*Detail jury trial and guilty disposition rate are not available for county criminal traffic. As a result, non-DUI criminal traffic and DUI dispositions are not included.

The County Criminal division also includes other statistics such as clearance rates, reopenings, bond hearings, adversary preliminary hearings, probation revocation hearings, and post conviction relief motions. **These data are provided by the 67 clerks of court. However, special proceedings data is not audited for accuracy by the OSCA.**

**Clearance Rates** - The clearance rate is a useful measure of the responsiveness of a court to the demand for services, and is nationally recognized as a measure of court performance. The rate is determined by dividing the total number of cases *disposed* by the total number of cases *filed* during a specific time period. If a court received 1,000 new cases a month and disposed of 900 cases within the same month, the clearance rate for that month would be 90%. A 100% clearance rate means that a court is disposing of at least as many cases as have been filed during the reporting period. Thus, where clearance rates exceed 100%, those circuits are actually disposing of cases more quickly than cases are being filed for the period in question.

**Reopenings** - A reopening occurs when a case that has previously been reported as disposed is resubmitted to the court through a motion or petition.

**Bond Hearings** - A bond hearing is a proceeding in which a judge considers a defendant's pretrial release status for the purpose of setting or modifying bond or other pretrial release status.

**Adversary Preliminary Hearings** - An adversary preliminary hearing is a proceeding in which a judge considers evidence presented to determine whether there is sufficient cause to hold the accused for trial.

**Probation Revocation Hearings** - A probation revocation hearing is a proceeding in which a judge determines whether a defendant's probation should be modified or revoked following an alleged violation.

**Post Conviction Relief Motions** - A post conviction relief motion is a motion to vacate, set aside, or correct a sentence pursuant to rule 3.850, Florida Rules of Criminal Procedure.

**County Criminal ♦ Other Statistics**

**COUNTY CRIMINAL CLEARANCE RATES  
by Circuit  
FY 2017-18**

Circuit	Filings	Dispositions	Clearance Rates
1	26,878	28,787	107.1%
2	10,218	9,761	95.5%
3	5,460	5,453	99.9%
4	42,337	46,370	109.5%
5	24,856	23,993	96.5%
6	46,361	43,950	94.8%
7	36,795	39,004	106.0%
8	10,562	11,036	104.5%
9	38,692	38,701	100.0%
10	25,557	25,017	97.9%
11	65,974	69,624	105.5%
12	18,929	20,207	106.8%
13	38,038	34,022	89.4%
14	14,451	14,606	101.1%
15	50,257	56,009	111.4%
16	3,038	2,089	68.8%
17	39,636	38,444	97.0%
18	28,349	29,244	103.2%
19	16,705	17,066	102.2%
20	34,726	33,707	97.1%
<b>Total</b>	<b>577,819</b>	<b>587,090</b>	<b>101.6%</b>

**COUNTY CRIMINAL SPECIAL PROCEEDINGS  
by Circuit  
FY 2017-18**

Circuit	Reopenings	Bond Hearings	Adversary Preliminary Hearings	Probation Revocation Hearings	Post Conviction Relief Motions	Total
1	1,288	245	0	2,318	62	3,913
2	627	5	0	510	4	1,146
3	188	0	0	854	2	1,044
4	840	1,736	1	3,628	119	6,324
5	1,789	35	0	1,415	5	3,244
6	587	1,352	113	2,718	15	4,785
7	1,259	36	3	2,094	1	3,393
8	797	263	0	774	8	1,842
9	796	47	0	252	5	1,100
10	2,352	94	0	1,317	26	3,789
11	106	35	0	260	55	456
12	984	478	0	1,051	7	2,520
13	10	1,455	5	655	0	2,125
14	794	1	0	1,181	3	1,979
15	4,287	57	0	820	6	5,170
16	0	3	0	122	0	125
17	544	3	0	176	0	723
18	1,760	661	0	1,421	39	3,881
19	1,530	40	0	1,307	1	2,878
20	780	201	0	3,371	15	4,367
<b>Total</b>	<b>21,318</b>	<b>6,747</b>	<b>122</b>	<b>26,244</b>	<b>373</b>	<b>54,804</b>