

## County Civil ♦ Overview

The County Civil division includes the following five categories of civil cases: small claims (up to \$5,000), county civil (\$5,001 to \$15,000), other county civil, evictions, and civil traffic infractions. Within these categories are the following case types:

**Small Claims (up to \$5,000)** - small claims (up to \$5,000)

**County Civil (\$5,001 to \$15,000)** - county civil (\$5,001 to \$15,000)

**Other County Civil** - replevins and other county civil (examples of other county civil cases include: non-monetary equity matters, control of animals, interred bodies, injunctive relief, declaratory judgments, and other similar events)

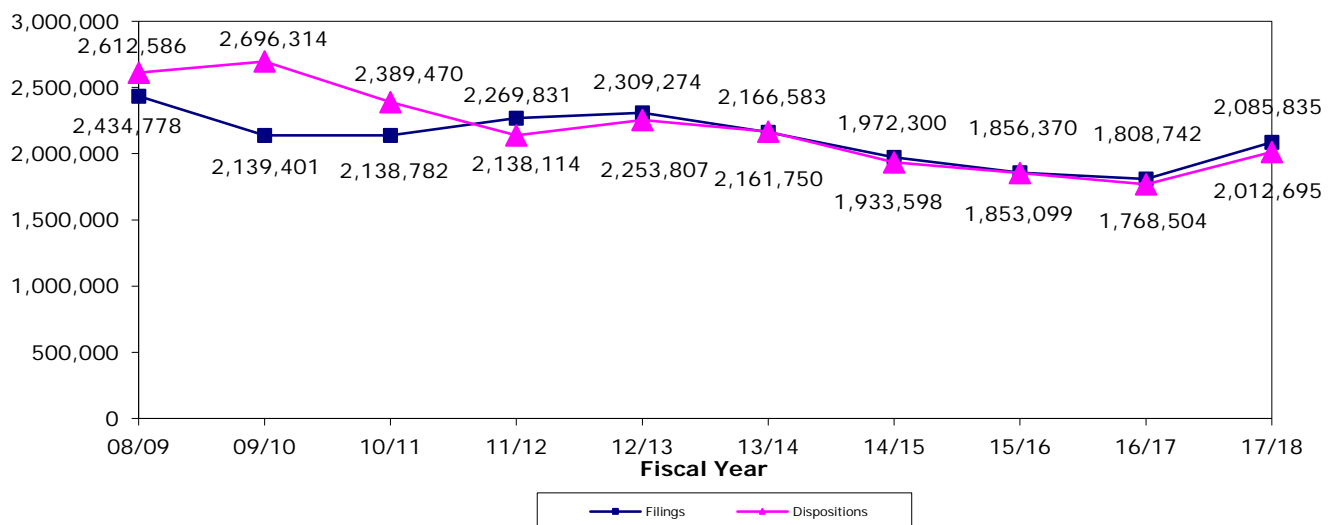
**Evictions** - evictions

**Civil Traffic Infractions** - civil traffic infractions

The Summary Reporting System does not directly capture civil traffic cases. These data are reported independently by clerks of court to the Florida Court Clerks and Comptrollers (FCCC). The FCCC then provides these data to the Office of the State Courts Administrator. In addition, most civil traffic cases are disposed by the payment of a fine and do not require judicial involvement. Thus, the reported civil traffic statistics have been adjusted to exclude non-judicial cases.

In the County Civil division, *filings* correspond to each complaint or petition filed. *Dispositions* correspond to each complaint or petition disposed. *Jury trials* are defined as trials in which a group of citizens is impaneled, selected, and sworn to determine the issues of fact in a case.

**COUNTY CIVIL FILINGS AND DISPOSITIONS\***  
FY 2008-09 to FY 2017-18



\*In fiscal year 2008-09, the increase in county court filings and dispositions is attributed to a refinement in the methodology used to calculate civil traffic infraction activity.

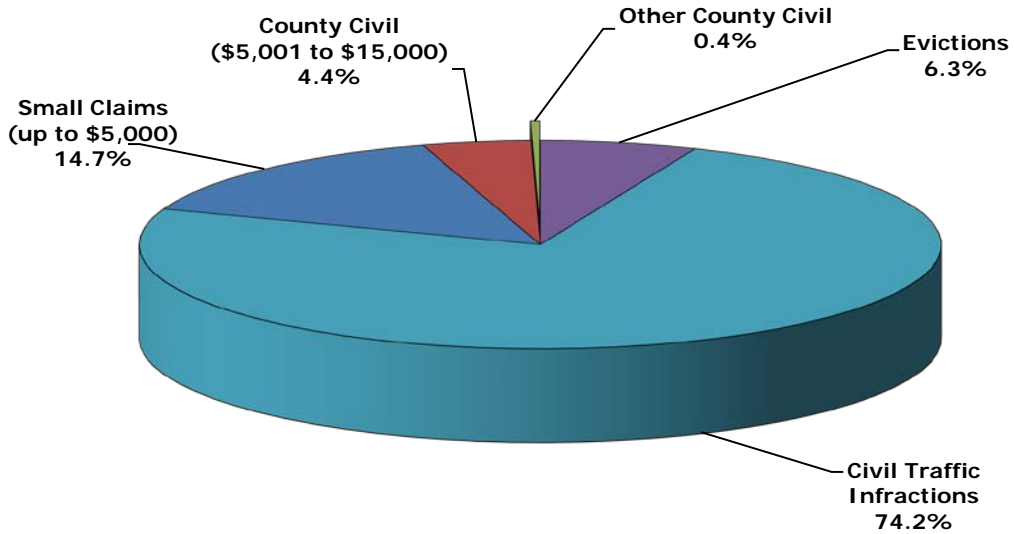
**COUNTY CIVIL FILINGS**  
**Statewide by Category/Case Type and Month**  
**FY 2017-18**

Category/ Case Type	Jul	Aug	Sep	Oct	Nov	Dec	Jan	Feb	Mar	Apr	May	Jun	Total
<b>A. Small Claims (up to \$5,000)</b>	22,081	25,251	17,046	23,990	27,074	25,727	27,697	22,044	29,836	26,269	32,327	27,323	306,665
1. Small Claims (up to \$5,000)	22,081	25,251	17,046	23,990	27,074	25,727	27,697	22,044	29,836	26,269	32,327	27,323	306,665
<b>B. County Civil (\$5,001 to \$15,000)</b>	6,974	7,671	4,452	6,724	6,784	7,525	8,361	6,657	8,648	7,731	10,303	9,200	91,030
1. County Civil (\$5,001 to \$15,000)	6,974	7,671	4,452	6,724	6,784	7,525	8,361	6,657	8,648	7,731	10,303	9,200	91,030
<b>C. Other County Civil</b>	446	556	379	713	687	529	601	662	1,010	827	758	555	7,723
1. Replevins	155	168	131	155	143	126	171	108	161	144	127	126	1,715
2. Other County Civil	291	388	248	558	544	403	430	554	849	683	631	429	6,008
<b>D. Evictions</b>	11,570	12,661	9,008	14,014	10,800	10,690	12,614	9,906	8,952	9,415	10,615	11,330	131,575
1. Evictions	11,570	12,661	9,008	14,014	10,800	10,690	12,614	9,906	8,952	9,415	10,615	11,330	131,575
<b>E. Civil Traffic Infractions*</b>	150,572	155,191	95,755	125,806	125,779	114,181	134,891	133,019	144,032	126,773	126,538	116,305	1,548,842
1. Civil Traffic Infractions*	150,572	155,191	95,755	125,806	125,779	114,181	134,891	133,019	144,032	126,773	126,538	116,305	1,548,842
<b>Total</b>	<b>191,643</b>	<b>201,330</b>	<b>126,640</b>	<b>171,247</b>	<b>171,124</b>	<b>158,652</b>	<b>184,164</b>	<b>172,288</b>	<b>192,478</b>	<b>171,015</b>	<b>180,541</b>	<b>164,713</b>	<b>2,085,835</b>

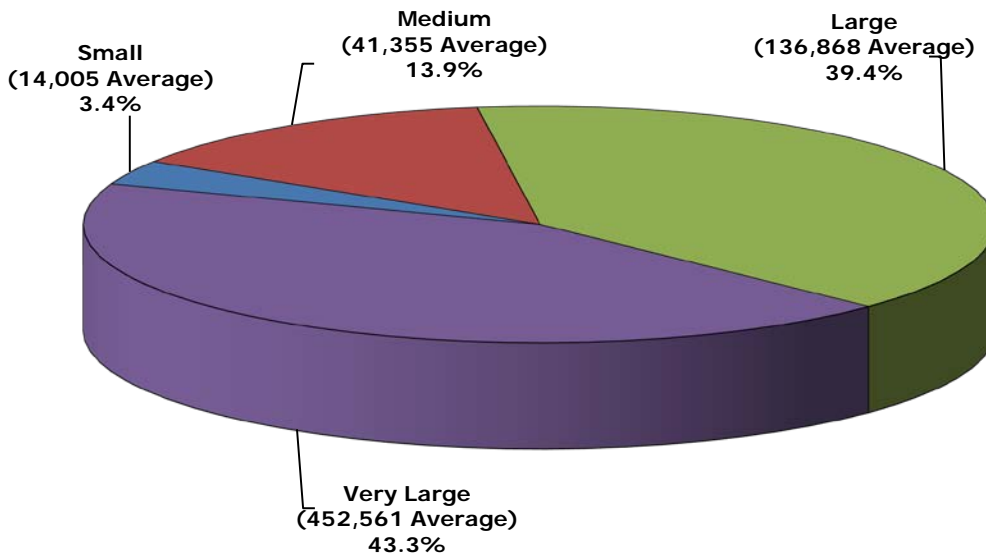
\*These data do not include all civil traffic infractions reported to the Florida Court Clerks and Comptrollers by the clerks of court. They only represent those civil traffic infraction filings presided over by a judge or hearing officer.

**County Civil ♦ Filings**

**COUNTY CIVIL FILINGS  
by Category  
FY 2017-18**



**COUNTY CIVIL FILINGS  
by Circuit Size\*  
FY 2017-18**



\*Small Circuits - 2nd, 3rd, 8th, 14th, 16th;  
 Medium Circuits - 1st, 5th, 7th, 10th, 12th, 18th, 19th;  
 Large Circuits - 4th, 6th, 9th, 13th, 15th, 20th; and  
 Very Large Circuits - 11th, 17th (as defined in the Glossary).

**COUNTY CIVIL FILINGS**  
**by Circuit and Case Type**  
**FY 2017-18**

Circuit	Small Claims (up to \$5,000)	County Civil (\$5,001 to \$15,000)	Replevins	Other County Civil	Evictions	Civil Traffic Infractions*	Total
1	5,443	1,939	66	56	3,596	19,659	30,759
2	3,365	1,038	51	27	3,385	10,214	18,080
3	1,742	478	153	113	811	7,086	10,383
4	15,188	4,916	66	105	13,979	117,476	151,730
5	8,678	3,713	131	232	4,471	24,388	41,613
6	11,710	5,843	71	473	9,102	37,892	65,091
7	15,852	2,814	70	99	4,537	32,399	55,771
8	2,914	1,080	91	85	1,996	12,793	18,959
9	36,306	7,838	94	108	12,085	241,134	297,565
10	7,020	3,191	224	47	4,813	20,677	35,972
11	57,852	17,275	47	1,617	18,328	570,911	666,030
12	7,516	2,372	48	147	3,537	19,660	33,280
13	42,570	7,964	69	2,086	11,269	47,323	111,281
14	2,324	861	38	5	1,859	7,455	12,542
15	24,918	6,525	123	179	8,531	97,068	137,344
16	451	290	2	1	352	8,963	10,059
17	39,901	12,573	98	195	16,005	170,320	239,092
18	7,608	3,212	42	159	5,267	45,295	61,583
19	5,754	2,163	162	102	2,865	19,458	30,504
20	9,553	4,945	69	172	4,787	38,671	58,197
<b>Total</b>	<b>306,665</b>	<b>91,030</b>	<b>1,715</b>	<b>6,008</b>	<b>131,575</b>	<b>1,548,842</b>	<b>2,085,835</b>

\*These data do not include all civil traffic infractions reported to the Florida Court Clerks and Comptrollers by the clerks of court. They only represent those civil traffic infraction filings presided over by a judge or hearing officer.

## County Civil ◆ Filings

**COUNTY CIVIL FILINGS**  
by Circuit/County and Category  
FY 2017-18

Circuit/County	Small Claims (up to \$5,000)	County Civil (\$5,001 to \$15,000)	Other County Civil	Evictions	Civil Traffic Infractions*	Total
<b>Circuit 1</b>	<b>5,443</b>	<b>1,939</b>	<b>122</b>	<b>3,596</b>	<b>19,659</b>	<b>30,759</b>
Escambia	2,099	764	56	1,888	5,797	10,604
Okaloosa	1,445	548	25	1,033	9,272	12,323
Santa Rosa	1,343	425	22	443	3,882	6,115
Walton	556	202	19	232	708	1,717
<b>Circuit 2</b>	<b>3,365</b>	<b>1,038</b>	<b>78</b>	<b>3,385</b>	<b>10,214</b>	<b>18,080</b>
Franklin	46	0	20	33	221	320
Gadsden	410	91	33	147	2,298	2,979
Jefferson	72	32	1	18	474	597
Leon	2,584	813	15	3,101	6,382	12,895
Liberty	57	13	0	12	358	440
Wakulla	196	89	9	74	481	849
<b>Circuit 3</b>	<b>1,742</b>	<b>478</b>	<b>266</b>	<b>811</b>	<b>7,086</b>	<b>10,383</b>
Columbia	768	234	61	455	1,727	3,245
Dixie	93	0	67	52	267	479
Hamilton	149	0	25	52	613	839
Lafayette	40	0	15	15	244	314
Madison	161	52	61	30	2,568	2,872
Suwannee	440	135	16	140	933	1,664
Taylor	91	57	21	67	734	970
<b>Circuit 4</b>	<b>15,188</b>	<b>4,916</b>	<b>171</b>	<b>13,979</b>	<b>117,476</b>	<b>151,730</b>
Clay	1,603	708	19	908	10,315	13,553
Duval	13,182	3,999	142	12,846	105,440	135,609
Nassau	403	209	10	225	1,721	2,568

**COUNTY CIVIL FILINGS**  
**by Circuit/County and Category**  
**FY 2017-18**

Circuit/County	Small Claims (up to \$5,000)	County Civil (\$5,001 to \$15,000)	Other County Civil	Evictions	Civil Traffic Infractions*	Total
<b>Circuit 5</b>	<b>8,678</b>	<b>3,713</b>	<b>363</b>	<b>4,471</b>	<b>24,388</b>	<b>41,613</b>
Citrus	1,187	508	55	445	1,857	4,052
Hernando	2,036	800	115	663	5,627	9,241
Lake	2,224	1,110	51	1,530	9,229	14,144
Marion	2,884	1,057	133	1,634	3,725	9,433
Sumter	347	238	9	199	3,950	4,743
<b>Circuit 6</b>	<b>11,710</b>	<b>5,843</b>	<b>544</b>	<b>9,102</b>	<b>37,892</b>	<b>65,091</b>
Pasco	3,691	2,108	198	2,764	10,361	19,122
Pinellas	8,019	3,735	346	6,338	27,531	45,969
<b>Circuit 7</b>	<b>15,852</b>	<b>2,814</b>	<b>169</b>	<b>4,537</b>	<b>32,399</b>	<b>55,771</b>
Flagler	1,408	374	42	290	184	2,298
Putnam	401	179	9	512	1,554	2,655
St. Johns	1,311	567	64	473	7,115	9,530
Volusia	12,732	1,694	54	3,262	23,546	41,288
<b>Circuit 8</b>	<b>2,914</b>	<b>1,080</b>	<b>176</b>	<b>1,996</b>	<b>12,793</b>	<b>18,959</b>
Alachua	1,921	686	122	1,559	9,360	13,648
Baker	200	77	14	82	542	915
Bradford	315	70	9	136	1,290	1,820
Gilchrist	94	49	3	21	221	388
Levy	295	153	23	147	1,113	1,731
Union	89	45	5	51	267	457
<b>Circuit 9</b>	<b>36,306</b>	<b>7,838</b>	<b>202</b>	<b>12,085</b>	<b>241,134</b>	<b>297,565</b>
Orange	31,812	6,123	142	10,425	227,251	275,753
Osceola	4,494	1,715	60	1,660	13,883	21,812

## County Civil ◆ Filings

**COUNTY CIVIL FILINGS**  
by Circuit/County and Category  
FY 2017-18

Circuit/County	Small Claims (up to \$5,000)	County Civil (\$5,001 to \$15,000)	Other County Civil	Evictions	Civil Traffic Infractions*	Total
<b>Circuit 10</b>	<b>7,020</b>	<b>3,191</b>	<b>271</b>	<b>4,813</b>	<b>20,677</b>	<b>35,972</b>
Hardee	125	53	13	88	2,331	2,610
Highlands	931	378	6	477	746	2,538
Polk	5,964	2,760	252	4,248	17,600	30,824
<b>Circuit 11</b>	<b>57,852</b>	<b>17,275</b>	<b>1,664</b>	<b>18,328</b>	<b>570,911</b>	<b>666,030</b>
Miami-Dade	57,852	17,275	1,664	18,328	570,911	666,030
<b>Circuit 12</b>	<b>7,516</b>	<b>2,372</b>	<b>195</b>	<b>3,537</b>	<b>19,660</b>	<b>33,280</b>
Desoto	209	95	14	136	417	871
Manatee	2,426	1,038	65	1,974	4,585	10,088
Sarasota	4,881	1,239	116	1,427	14,658	22,321
<b>Circuit 13</b>	<b>42,570</b>	<b>7,964</b>	<b>2,155</b>	<b>11,269</b>	<b>47,323</b>	<b>111,281</b>
Hillsborough	42,570	7,964	2,155	11,269	47,323	111,281
<b>Circuit 14</b>	<b>2,324</b>	<b>861</b>	<b>43</b>	<b>1,859</b>	<b>7,455</b>	<b>12,542</b>
Bay	1,475	563	15	1,510	4,250	7,813
Calhoun	95	35	2	54	434	620
Gulf	64	35	0	32	56	187
Holmes	152	49	7	58	350	616
Jackson	392	132	7	148	1,891	2,570
Washington	146	47	12	57	474	736
<b>Circuit 15</b>	<b>24,918</b>	<b>6,525</b>	<b>302</b>	<b>8,531</b>	<b>97,068</b>	<b>137,344</b>
Palm Beach	24,918	6,525	302	8,531	97,068	137,344
<b>Circuit 16</b>	<b>451</b>	<b>290</b>	<b>3</b>	<b>352</b>	<b>8,963</b>	<b>10,059</b>
Monroe	451	290	3	352	8,963	10,059

**COUNTY CIVIL FILINGS**  
**by Circuit/County and Category**  
**FY 2017-18**

Circuit/County	Small Claims (up to \$5,000)	County Civil (\$5,001 to \$15,000)	Other County Civil	Evictions	Civil Traffic Infractions*	Total
<b>Circuit 17</b>	<b>39,901</b>	<b>12,573</b>	<b>293</b>	<b>16,005</b>	<b>170,320</b>	<b>239,092</b>
Broward	39,901	12,573	293	16,005	170,320	239,092
<b>Circuit 18</b>	<b>7,608</b>	<b>3,212</b>	<b>201</b>	<b>5,267</b>	<b>45,295</b>	<b>61,583</b>
Brevard	4,745	1,838	81	2,705	13,541	22,910
Seminole	2,863	1,374	120	2,562	31,754	38,673
<b>Circuit 19</b>	<b>5,754</b>	<b>2,163</b>	<b>264</b>	<b>2,865</b>	<b>19,458</b>	<b>30,504</b>
Indian River	1,226	495	122	568	3,221	5,632
Martin	864	444	24	402	5,520	7,254
Okeechobee	237	91	6	152	964	1,450
St. Lucie	3,427	1,133	112	1,743	9,753	16,168
<b>Circuit 20</b>	<b>9,553</b>	<b>4,945</b>	<b>241</b>	<b>4,787</b>	<b>38,671</b>	<b>58,197</b>
Charlotte	1,560	673	50	542	1,488	4,313
Collier	2,796	1,415	18	937	9,684	14,850
Glades	53	19	0	45	1,584	1,701
Hendry	267	115	0	176	1,291	1,849
Lee	4,877	2,723	173	3,087	24,624	35,484
<b>Total</b>	<b>306,665</b>	<b>91,030</b>	<b>7,723</b>	<b>131,575</b>	<b>1,548,842</b>	<b>2,085,835</b>

\*These data do not include all civil traffic infractions reported to the Florida Court Clerks and Comptrollers by the clerks of court. They only represent those civil traffic infraction filings presided over by a judge or hearing officer.



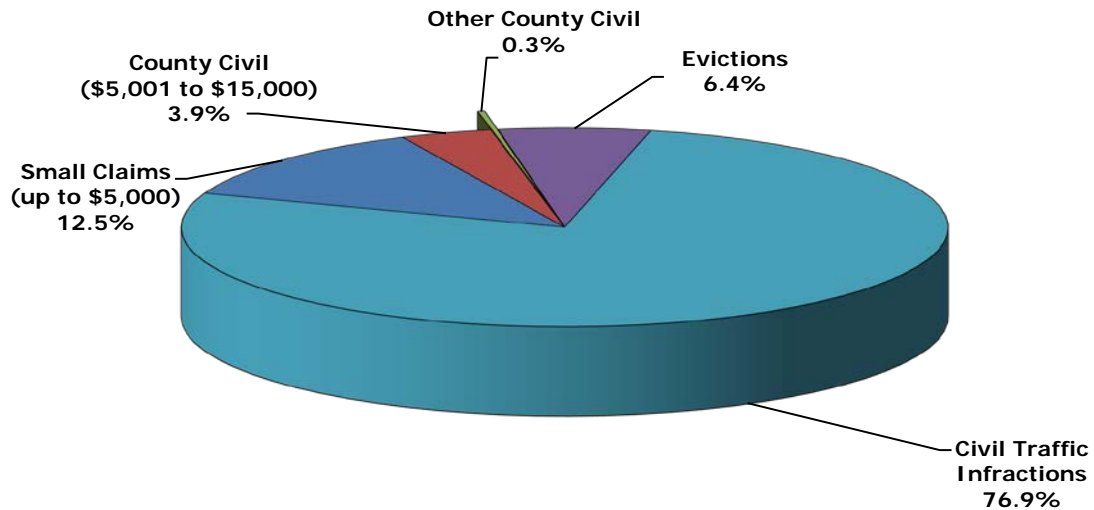
**County Civil ♦ Dispositions**

**COUNTY CIVIL DISPOSITIONS**  
**Statewide by Category/Case Type and Month**  
**FY 2017-18**

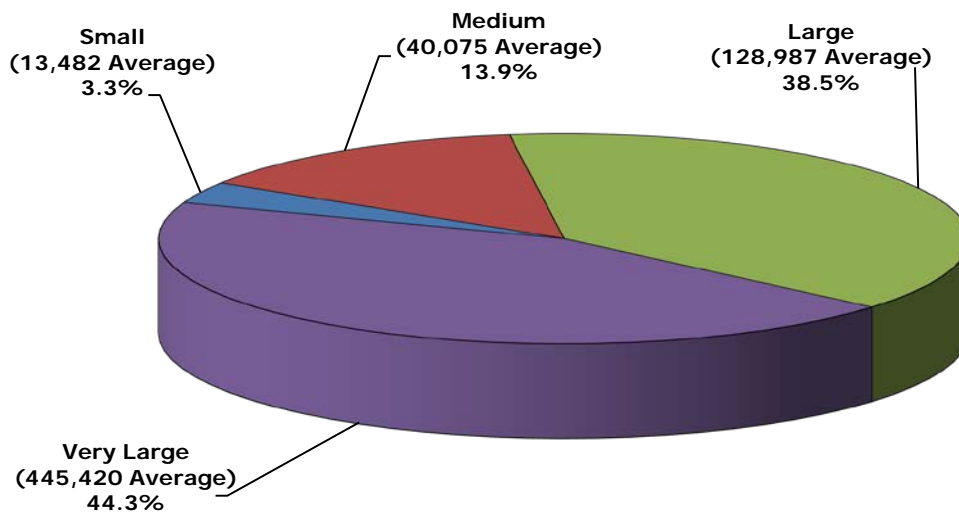
Category/ Case Type	Jul	Aug	Sep	Oct	Nov	Dec	Jan	Feb	Mar	Apr	May	Jun	Total
<b>A. Small Claims (up to \$5,000)</b>	18,996	23,251	13,856	18,875	18,086	17,481	23,158	22,201	22,320	22,861	25,976	24,167	251,228
1. Small Claims (up to \$5,000)	18,996	23,251	13,856	18,875	18,086	17,481	23,158	22,201	22,320	22,861	25,976	24,167	251,228
<b>B. County Civil (\$5,001 to \$15,000)</b>	6,362	7,033	4,471	6,220	5,716	5,302	6,699	6,471	6,745	7,187	7,682	8,079	77,967
1. County Civil (\$5,001 to \$15,000)	6,362	7,033	4,471	6,220	5,716	5,302	6,699	6,471	6,745	7,187	7,682	8,079	77,967
<b>C. Other County Civil</b>	425	523	332	456	456	435	788	461	472	507	542	550	5,947
1. Replevins	135	170	137	173	207	131	144	169	151	155	148	153	1,873
2. Other County Civil	290	353	195	283	249	304	644	292	321	352	394	397	4,074
<b>D. Evictions</b>	9,561	12,653	7,756	12,762	11,003	9,671	12,967	11,325	10,753	9,263	9,703	11,289	128,706
1. Evictions	9,561	12,653	7,756	12,762	11,003	9,671	12,967	11,325	10,753	9,263	9,703	11,289	128,706
<b>E. Civil Traffic Infractions*</b>	121,396	145,271	90,695	144,693	125,273	113,689	133,544	126,740	136,611	137,556	141,145	132,234	1,548,847
1. Civil Traffic Infractions*	121,396	145,271	90,695	144,693	125,273	113,689	133,544	126,740	136,611	137,556	141,145	132,234	1,548,847
<b>Total</b>	<b>156,740</b>	<b>188,731</b>	<b>117,110</b>	<b>183,006</b>	<b>160,534</b>	<b>146,578</b>	<b>177,156</b>	<b>167,198</b>	<b>176,901</b>	<b>177,374</b>	<b>185,048</b>	<b>176,319</b>	<b>2,012,695</b>

\*These data do not include all civil traffic infractions reported to the Florida Court Clerks and Comptrollers by the clerks of court. They only represent those civil traffic infraction dispositions presided over by a judge or hearing officer.

**COUNTY CIVIL DISPOSITIONS**  
by Category  
FY 2017-18



**COUNTY CIVIL DISPOSITIONS**  
by Circuit Size\*  
FY 2017-18



\*Small Circuits - 2nd, 3rd, 8th, 14th, 16th;  
Medium Circuits - 1st, 5th, 7th, 10th, 12th, 18th, 19th;  
Large Circuits - 4th, 6th, 9th, 13th, 15th, 20th; and  
Very Large Circuits - 11th, 17th (as defined in the Glossary).

**County Civil ♦ Dispositions**

**COUNTY CIVIL DISPOSITIONS  
by Circuit and Case Type  
FY 2017-18**

Circuit	Small Claims (up to \$5,000)	County Civil (\$5,001 to \$15,000)	Replevins	Other County Civil	Evictions	Civil Traffic Infractions*	Total
1	4,735	1,954	69	47	3,196	19,660	29,661
2	2,879	801	81	5	3,249	10,217	17,232
3	1,442	515	99	102	858	7,085	10,101
4	10,571	3,972	82	78	13,346	117,477	145,526
5	8,023	3,348	135	200	4,759	24,392	40,857
6	13,882	4,699	104	426	8,150	37,891	65,152
7	11,457	2,462	94	94	4,446	32,401	50,954
8	2,451	921	87	45	1,998	12,792	18,294
9	26,520	5,975	106	80	12,281	241,136	286,098
10	7,737	2,603	254	51	4,989	20,678	36,312
11	44,153	14,823	38	1,280	18,047	570,911	649,252
12	6,694	2,106	62	136	3,093	19,658	31,749
13	25,544	5,793	84	533	9,946	47,323	89,223
14	1,952	710	40	5	1,739	7,455	11,901
15	17,955	5,873	145	135	8,711	97,068	129,887
16	394	210	2	3	309	8,962	9,880
17	42,785	11,769	76	507	16,132	170,319	241,588
18	8,215	2,756	58	123	5,208	45,294	61,654
19	4,602	2,191	161	81	2,845	19,457	29,337
20	9,237	4,486	96	143	5,404	38,671	58,037
<b>Total</b>	<b>251,228</b>	<b>77,967</b>	<b>1,873</b>	<b>4,074</b>	<b>128,706</b>	<b>1,548,847</b>	<b>2,012,695</b>

\*These data do not include all civil traffic infractions reported to the Florida Court Clerks and Comptrollers by the clerks of court. They only represent those civil traffic infraction dispositions presided over by a judge or hearing officer.

**COUNTY CIVIL DISPOSITIONS**  
**by Circuit/County and Category**  
**FY 2017-18**

Circuit/County	Small Claims (up to \$5,000)	County Civil (\$5,001 to \$15,000)	Other County Civil	Evictions	Civil Traffic Infractions*	Total
<b>Circuit 1</b>	<b>4,735</b>	<b>1,954</b>	<b>116</b>	<b>3,196</b>	<b>19,660</b>	<b>29,661</b>
Escambia	1,645	883	53	1,544	5,798	9,923
Okaloosa	1,502	506	23	1,030	9,272	12,333
Santa Rosa	1,097	384	17	400	3,883	5,781
Walton	491	181	23	222	707	1,624
<b>Circuit 2</b>	<b>2,879</b>	<b>801</b>	<b>86</b>	<b>3,249</b>	<b>10,217</b>	<b>17,232</b>
Franklin	2	0	1	0	223	226
Gadsden	367	46	65	140	2,298	2,916
Jefferson	57	21	0	13	473	564
Leon	2,283	662	15	3,046	6,383	12,389
Liberty	17	6	0	2	360	385
Wakulla	153	66	5	48	480	752
<b>Circuit 3</b>	<b>1,442</b>	<b>515</b>	<b>201</b>	<b>858</b>	<b>7,085</b>	<b>10,101</b>
Columbia	638	330	46	574	1,726	3,314
Dixie	88	0	72	69	267	496
Hamilton	121	0	23	47	613	804
Lafayette	0	0	1	0	242	243
Madison	84	23	28	0	2,569	2,704
Suwannee	414	116	11	115	933	1,589
Taylor	97	46	20	53	735	951
<b>Circuit 4</b>	<b>10,571</b>	<b>3,972</b>	<b>160</b>	<b>13,346</b>	<b>117,477</b>	<b>145,526</b>
Clay	1,259	592	21	864	10,317	13,053
Duval	8,925	3,191	122	12,173	105,440	129,851
Nassau	387	189	17	309	1,720	2,622

**County Civil ♦ Dispositions**

**COUNTY CIVIL DISPOSITIONS  
by Circuit/County and Category  
FY 2017-18**

<b>Circuit/County</b>	<b>Small Claims (up to \$5,000)</b>	<b>County Civil (\$5,001 to \$15,000)</b>	<b>Other County Civil</b>	<b>Evictions</b>	<b>Civil Traffic Infractions*</b>	<b>Total</b>
<b>Circuit 5</b>	<b>8,023</b>	<b>3,348</b>	<b>335</b>	<b>4,759</b>	<b>24,392</b>	<b>40,857</b>
Citrus	1,105	449	42	447	1,859	3,902
Hernando	1,859	733	93	729	5,627	9,041
Lake	1,939	961	60	1,560	9,230	13,750
Marion	2,787	1,018	130	1,737	3,726	9,398
Sumter	333	187	10	286	3,950	4,766
<b>Circuit 6</b>	<b>13,882</b>	<b>4,699</b>	<b>530</b>	<b>8,150</b>	<b>37,891</b>	<b>65,152</b>
Pasco	3,880	1,814	278	2,618	10,360	18,950
Pinellas	10,002	2,885	252	5,532	27,531	46,202
<b>Circuit 7</b>	<b>11,457</b>	<b>2,462</b>	<b>188</b>	<b>4,446</b>	<b>32,401</b>	<b>50,954</b>
Flagler	676	292	33	306	184	1,491
Putnam	439	161	42	436	1,554	2,632
St. Johns	1,041	546	64	491	7,116	9,258
Volusia	9,301	1,463	49	3,213	23,547	37,573
<b>Circuit 8</b>	<b>2,451</b>	<b>921</b>	<b>132</b>	<b>1,998</b>	<b>12,792</b>	<b>18,294</b>
Alachua	1,619	637	84	1,592	9,359	13,291
Baker	117	56	9	49	541	772
Bradford	321	51	11	158	1,290	1,831
Gilchrist	75	32	2	17	221	347
Levy	224	108	20	136	1,112	1,600
Union	95	37	6	46	269	453
<b>Circuit 9</b>	<b>26,520</b>	<b>5,975</b>	<b>186</b>	<b>12,281</b>	<b>241,136</b>	<b>286,098</b>
Orange	22,030	4,727	131	10,939	227,252	265,079
Osceola	4,490	1,248	55	1,342	13,884	21,019

**COUNTY CIVIL DISPOSITIONS**  
**by Circuit/County and Category**  
**FY 2017-18**

Circuit/County	Small Claims (up to \$5,000)	County Civil (\$5,001 to \$15,000)	Other County Civil	Evictions	Civil Traffic Infractions*	Total
<b>Circuit 10</b>	<b>7,737</b>	<b>2,603</b>	<b>305</b>	<b>4,989</b>	<b>20,678</b>	<b>36,312</b>
Hardee	111	38	8	96	2,331	2,584
Highlands	471	208	1	412	747	1,839
Polk	7,155	2,357	296	4,481	17,600	31,889
<b>Circuit 11</b>	<b>44,153</b>	<b>14,823</b>	<b>1,318</b>	<b>18,047</b>	<b>570,911</b>	<b>649,252</b>
Miami-Dade	44,153	14,823	1,318	18,047	570,911	649,252
<b>Circuit 12</b>	<b>6,694</b>	<b>2,106</b>	<b>198</b>	<b>3,093</b>	<b>19,658</b>	<b>31,749</b>
Desoto	108	39	3	87	415	652
Manatee	1,783	1,016	74	1,678	4,585	9,136
Sarasota	4,803	1,051	121	1,328	14,658	21,961
<b>Circuit 13</b>	<b>25,544</b>	<b>5,793</b>	<b>617</b>	<b>9,946</b>	<b>47,323</b>	<b>89,223</b>
Hillsborough	25,544	5,793	617	9,946	47,323	89,223
<b>Circuit 14</b>	<b>1,952</b>	<b>710</b>	<b>45</b>	<b>1,739</b>	<b>7,455</b>	<b>11,901</b>
Bay	1,326	519	22	1,488	4,249	7,604
Calhoun	67	31	6	35	434	573
Gulf	28	15	0	17	57	117
Holmes	120	36	3	48	348	555
Jackson	342	86	5	118	1,892	2,443
Washington	69	23	9	33	475	609
<b>Circuit 15</b>	<b>17,955</b>	<b>5,873</b>	<b>280</b>	<b>8,711</b>	<b>97,068</b>	<b>129,887</b>
Palm Beach	17,955	5,873	280	8,711	97,068	129,887
<b>Circuit 16</b>	<b>394</b>	<b>210</b>	<b>5</b>	<b>309</b>	<b>8,962</b>	<b>9,880</b>
Monroe	394	210	5	309	8,962	9,880

---

**County Civil ♦ Dispositions**


---

**COUNTY CIVIL DISPOSITIONS**  
**by Circuit/County and Category**  
**FY 2017-18**

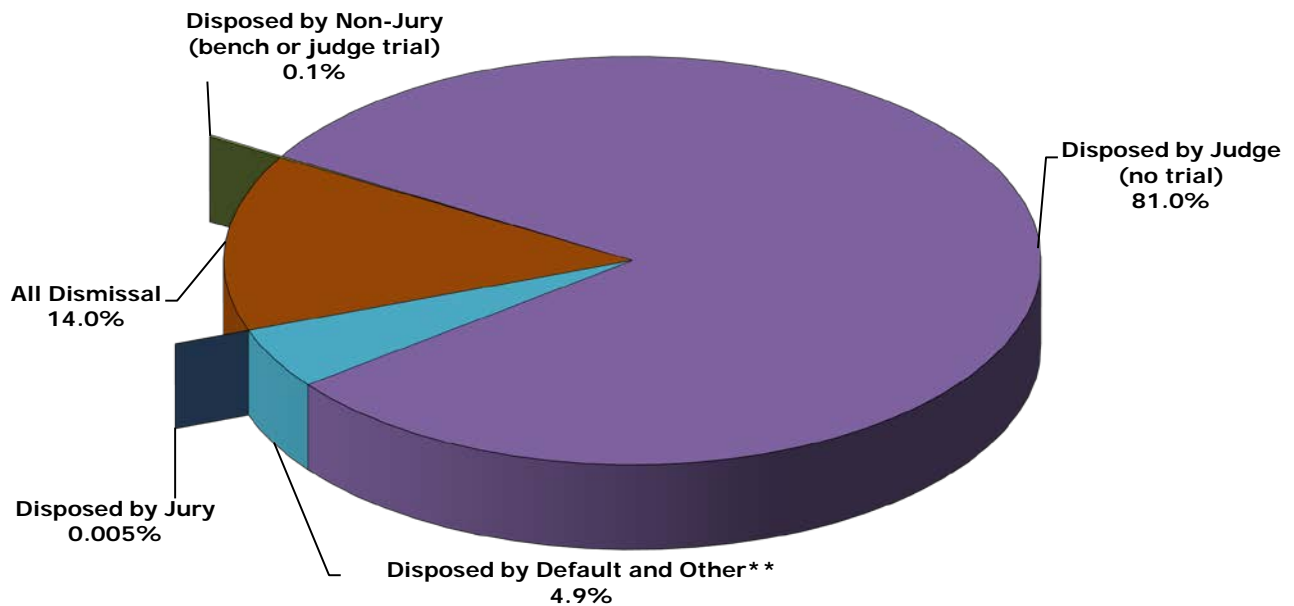
<b>Circuit/County</b>	<b>Small Claims (up to \$5,000)</b>	<b>County Civil (\$5,001 to \$15,000)</b>	<b>Other County Civil</b>	<b>Evictions</b>	<b>Civil Traffic Infractions*</b>	<b>Total</b>
<b>Circuit 17</b>	<b>42,785</b>	<b>11,769</b>	<b>583</b>	<b>16,132</b>	<b>170,319</b>	<b>241,588</b>
Broward	42,785	11,769	583	16,132	170,319	241,588
<b>Circuit 18</b>	<b>8,215</b>	<b>2,756</b>	<b>181</b>	<b>5,208</b>	<b>45,294</b>	<b>61,654</b>
Brevard	3,916	1,513	50	2,359	13,541	21,379
Seminole	4,299	1,243	131	2,849	31,753	40,275
<b>Circuit 19</b>	<b>4,602</b>	<b>2,191</b>	<b>242</b>	<b>2,845</b>	<b>19,457</b>	<b>29,337</b>
Indian River	1,148	464	116	561	3,221	5,510
Martin	730	422	13	424	5,521	7,110
Okeechobee	162	58	8	109	962	1,299
St. Lucie	2,562	1,247	105	1,751	9,753	15,418
<b>Circuit 20</b>	<b>9,237</b>	<b>4,486</b>	<b>239</b>	<b>5,404</b>	<b>38,671</b>	<b>58,037</b>
Charlotte	1,867	966	80	1,179	1,488	5,580
Collier	2,543	1,124	18	904	9,684	14,273
Glades	47	12	0	31	1,584	1,674
Hendry	232	79	0	155	1,291	1,757
Lee	4,548	2,305	141	3,135	24,624	34,753
<b>Total</b>	<b>251,228</b>	<b>77,967</b>	<b>5,947</b>	<b>128,706</b>	<b>1,548,847</b>	<b>2,012,695</b>

\*These data do not include all civil traffic infractions reported to the Florida Court Clerks and Comptrollers by the clerks of court. They only represent those civil traffic infraction dispositions presided over by a judge or hearing officer.

**COUNTY CIVIL DISPOSITIONS**  
**Statewide by Disposition Type and Case Type**  
**FY 2017-18**

Disposition Type	Small Claims (up to \$5,000)	County Civil (\$5,001 to \$15,000)	Replevins	Other County Civil	Evictions	Civil Traffic Infractions*	Total
A. Dismissed Before Hearing	89,193	35,942	465	1,715	33,218	0	160,533
B. Dismissed After Hearing	102,121	8,927	488	693	8,607	0	120,836
C. Disposed by Default	17,387	14,602	115	371	53,639	0	86,114
D. Disposed by Judge (no trial)	33,493	15,210	676	970	31,927	1,548,847	1,631,123
E. Disposed by Non-Jury	1,666	271	31	38	418	0	2,424
F. Disposed by Jury	66	15	0	0	13	0	94
G. Disposed by Other**	7,302	3,000	98	287	884	0	11,571
<b>Total</b>	<b>251,228</b>	<b>77,967</b>	<b>1,873</b>	<b>4,074</b>	<b>128,706</b>	<b>1,548,847</b>	<b>2,012,695</b>

**COUNTY CIVIL DISPOSITIONS**  
**by Disposition Type**  
**FY 2017-18**



\*These data do not include all civil traffic infractions reported to the Florida Court Clerks and Comptrollers by the clerks of court. They only represent those civil traffic infraction dispositions presided over by a judge or hearing officer.

\*\*The disposition type "Disposed by Other" is used to report cases as disposed when they are: consolidated into a primary case, transferred or have a change of venue, disposed upon estreature of a bond, or similar matters.



**County Civil** ◆ **Dispositions**

**COUNTY CIVIL JURY TRIAL RATES\***  
**by Circuit**  
**FY 2017-18**

Circuit (Circuit Seat)	Disposed by Jury	Total Dispositions	Jury Trial Rate
First (Pensacola)	1	10,001	0.0%
Second (Tallahassee)	0	7,015	0.0%
Third (Lake City)	0	3,016	0.0%
Fourth (Jacksonville)	2	28,049	0.0%
Fifth (Tavares)	0	16,465	0.0%
Sixth (Clearwater)	2	27,261	0.0%
Seventh (Daytona Beach)	4	18,553	0.0%
Eighth (Gainesville)	2	5,502	0.0%
Ninth (Orlando)	36	44,962	0.1%
Tenth (Bartow)	1	15,634	0.0%
Eleventh (Miami-Dade)	16	78,341	0.0%
Twelfth (Sarasota)	1	12,091	0.0%
Thirteenth (Tampa)	3	41,900	0.0%
Fourteenth (Panama City)	3	4,446	0.1%
Fifteenth (West Palm Beach)	4	32,819	0.0%
Sixteenth (Key West)	0	918	0.0%
Seventeenth (Ft. Lauderdale)	13	71,269	0.0%
Eighteenth (Sanford)	1	16,360	0.0%
Nineteenth (Ft. Pierce)	4	9,880	0.0%
Twentieth (Ft. Myers)	1	19,366	0.0%
<b>Total</b>	<b>94</b>	<b>463,848</b>	<b>0.0%</b>

The County Civil division also includes other statistics such as clearance rates and reopenings. **These data are provided by the 67 clerks of court. However, special proceedings data is not audited for accuracy by the OSCA.**

**Clearance Rates** - The clearance rate is a useful measure of the responsiveness of a court to the demand for services and is nationally recognized as a measure of court performance. The rate is determined by dividing the total number of cases *disposed* by the total number of cases *filed* during a specific time period. If a court received 1,000 new cases a month and disposed of 900 cases within the same month, the clearance rate for that month would be 90%. A 100% clearance rate means that a court is disposing of at least as many cases as have been filed during the reporting period. Thus, where clearance rates exceed 100%, those circuits are actually disposing of cases more quickly than cases are being filed for the period in question.

**Reopenings** - A reopening occurs when a case that has previously been reported as disposed is resubmitted to the court through a motion or petition.

**County Civil ◆ Other Statistics**

**COUNTY CIVIL CLEARANCE RATES  
by Circuit  
FY 2017-18**

Circuit	Filings	Dispositions	Clearance Rates
1	30,759	29,661	96.4%
2	18,080	17,232	95.3%
3	10,383	10,101	97.3%
4	151,730	145,526	95.9%
5	41,613	40,857	98.2%
6	65,091	65,152	100.1%
7	55,771	50,954	91.4%
8	18,959	18,294	96.5%
9	297,565	286,098	96.1%
10	35,972	36,312	100.9%
11	666,030	649,252	97.5%
12	33,280	31,749	95.4%
13	111,281	89,223	80.2%
14	12,542	11,901	94.9%
15	137,344	129,887	94.6%
16	10,059	9,880	98.2%
17	239,092	241,588	101.0%
18	61,583	61,654	100.1%
19	30,504	29,337	96.2%
20	58,197	58,037	99.7%
<b>Total</b>	<b>2,085,835</b>	<b>2,012,695</b>	<b>96.5%</b>

**COUNTY CIVIL SPECIAL PROCEEDINGS  
by Circuit  
FY 2017-18**

Circuit	Reopenings
1	3,744
2	1,906
3	471
4	3,867
5	6,650
6	6,056
7	3,618
8	2,319
9	10,628
10	4,914
11	22,251
12	3,937
13	12,318
14	1,056
15	10,820
16	91
17	22,079
18	6,452
19	3,258
20	5,568
<b>Total</b>	<b>132,003</b>