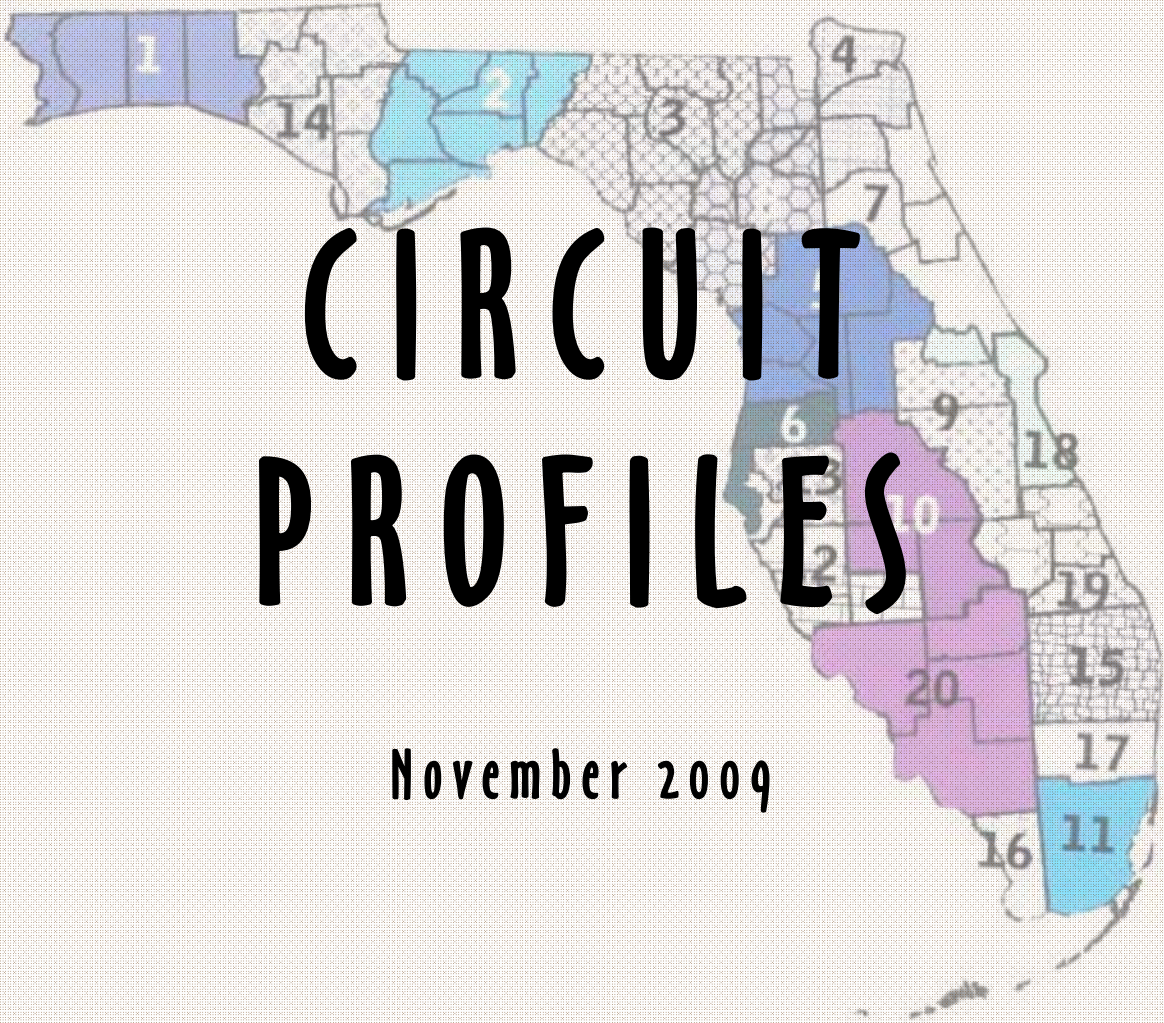


FLORIDA JUDICIAL BRANCH



Court Interpreting Services



A map of Florida divided into 20 numbered circuit court jurisdictions. The map is color-coded: Circuit 1 is purple, Circuit 2 is teal, Circuit 3 is light blue, Circuit 4 is yellow, Circuit 5 is dark blue, Circuit 6 is green, Circuit 7 is light green, Circuit 8 is yellow, Circuit 9 is light blue, Circuit 10 is purple, Circuit 11 is teal, Circuit 12 is light blue, Circuit 13 is yellow, Circuit 14 is purple, Circuit 15 is light blue, Circuit 16 is teal, Circuit 17 is yellow, Circuit 18 is light blue, Circuit 19 is yellow, and Circuit 20 is purple. The text 'CIRCUIT PROFILES' is overlaid on the map.

CIRCUIT PROFILES

November 2009



Office of the State Courts Administrator, Court Services

Florida Supreme Court Building
500 South Duval Street
Tallahassee, FL 32399-1900

Phone: 850-922-5094
Fax: 850-414-1342
www.flcourts.org

FY 2009-10 COURT INTERPRETING CIRCUIT PROFILES INTRODUCTION

In order to better understand the operational issues of providing court interpreting services at the trial court level and to aid the Commission on Trial Court Performance and Accountability (TCP&A) in the creation of standards of operation and best practices, circuit profiles have been constructed. These profiles provide a statewide, systematic collection of information which enables managers at all levels to understand and analyze court interpreting program design and policy implementation. Specifically, each profile is a summary of a circuit's fiscal allocation, staffing model, FTE classifications, interpreter usage, interpreter certification, contractual rates, and other operational practices for court interpreting.

In Florida's trial courts, court interpreting programs have evolved over the last decade as the trial courts have adjusted to changes in the funding structure. Prior to 2004, court interpreting programs were funded by the counties and because some counties had more need for court interpreting services, significant variations existed in the delivery of services across the state. Upon the implementation of Revision 7 to Article V of the Florida Constitution in 2004, circuits transitioned to being funded by the state. Since the effective date of Revision 7, much has occurred to impact court interpreting operations in the trial courts, with both positive and negative results. In the midst of these developments, the Office of the State Courts Administrator has regularly received requests for information and guidance from the circuits regarding management of their court interpreting programs.

In addition to the court interpreting circuit profiles, the TCP&A has conducted foundational research to help guide the circuits on the efficient and effective management of court interpreting services. In January 2002, a report was issued which discussed interpreter roles and appointments, state and federal laws, costs, performance measures, management practices, legislation and rule revisions, and the general provision of services. In October 2002, the TCP&A held a workgroup meeting to discuss and operationalize several topics raised in the January 2002 report. Recently, the TCP&A has appointed a workgroup to develop standards of operation and best practices, which will help improve the provision of court interpreting services statewide and benefit the judicial branch and the general public who rely on these services for due process. The profiles will serve as a resource tool during the development process.

The development of these profiles would not have been possible without the contributions and invaluable assistance provided by court administration and court interpreting staff in each of the circuits. Their help in this endeavor is greatly appreciated.

FY 2009-10 COURT INTERPRETING CIRCUIT PROFILES DEFINITIONS

To assist in reviewing the information contained in each profile, the following definitions (listed in the same order they appear on the profile) are provided:

Circuit-Wide Fiscal Allotments FY 2009-10 – Indicates FY 2009-10 allotments approved by the Trial Court Budget Commission in June 2009. FTE amounts are provided and budget amounts are listed by category (salaries, benefits, expenses, and contractual).

Non-English Speaking Growth Rate – Indicates the percentage increase in the ethnic population by county from CY 2004 to CY 2006 (averaged over 2 years), published by the RAND Corporation and FedStats. Ethnic statistics are used as a proxy for U.S. Census "Percent of People in Florida who speak a language other than English at home" as that statistic is only available by county for CY 2000.

Direct Service Staffing Model – Indicates the staffing model(s) used to deliver court interpreting services by county and case type. There are three types of staffing models: 1) Pure employee model, which uses in-house court employees; 2) Pure contractual model, which uses contracted non-court personnel (freelance [interpreters on an as-needed basis] and other agency contractors [interpreting firms], as well as language line); and 3) Hybrid model, which uses both in-house court employees and contracted non-court personnel.

Classifications (Total FTE Employees) – Indicates the total number of state funded court interpreting FTEs by position title and apportioned by the county in which they are assigned.

Usage Scale – Indicates the frequency of use of court employees, Language Line, freelance contractors, and other agency contractors in each county for Spanish and Languages Other Than Spanish (LOTS) using the following scale:

- None – No Usage
- Low – Monthly
- Medium – Weekly
- High – Daily

Certification – Indicates the percentage of court employees, freelance contractors, and other agency contractors, utilized by the courts, who are state certified, duly qualified, and federally certified interpreters in each county.

Pursuant to Rule 14.100(a) and 14.200, Florida Rules for Certification and Regulation of Court Interpreters, state certified interpreters, in addition to holding a valid certificate as a certified court interpreter issued by the Office of the State Courts Administrator (OSCA) and being named in the registry of certified court interpreters maintained by the OSCA, have:

- Attended a two-day orientation program administered by the OSCA;
- Passed a Court Interpreter Certification Board-approved written exam which tests English proficiency, court-related terms and their usage, and ethics and professional conduct;
- Passed a Court Interpreter Certification Board-approved oral proficiency exam, unless waived pursuant to Rule 14.210, Florida Rules for Certification and Regulation of Court Interpreters;
- Taken an oath to uphold the Code of Professional Conduct;

FY 2009-10 COURT INTERPRETING CIRCUIT PROFILES DEFINITIONS

- Undergone a background check; and
- Agreed to obtain hours or credits of continuing education as determined by the Court Interpreter Certification Board.

Pursuant to Rule 14.100(b), Florida Rules for Certification and Regulation of Court Interpreters, duly qualified interpreters have:

- Attended a two-day orientation program administered by the OSCA;
- Passed a Court Interpreter Certification Board-approved written exam which tests English proficiency, court-related terms and their usage, and ethics and professional conduct;
- An understanding of basic legal terminology in both languages; and
- Familiarity with the Code of Professional Conduct.

Pursuant to the guidelines of the Federal Court Interpreter Certification Examination Program, federally certified interpreters have passed both a written exam which tests linguistic competence and an oral exam which tests skills in the three modes of court interpreting.

Operations

- **Certification/Qualifications** – Indicates in each county the average percentage of proceedings using a state certified interpreter, the existence of mentoring programs (developmental relationship between experienced and inexperienced interpreters as a training complement) for court interpreters, and the existence of observation programs (quality control measures, such as live or remote observation) for the supervision of court interpreters.
- **Assignment Practices** – Indicates who is typically responsible (Judge, Court Interpreting Supervisor, Other Staff) for the assignment of interpreters and if a priority system is in place in each county for determining which proceedings or litigants are assigned court interpreters.
- **Scheduling** – Indicates the average length of time necessary to obtain a court interpreter in each county, using the following scale:
 - 0-30 minutes
 - 30 minutes-1 hour
 - 1-4 hours
 - 4 hours-1 day
 - 1 day-1 week
 - >1 week

Also indicates the average percentage of proceedings typically continued to obtain a court interpreter in each county.

FY 2009-10 COURT INTERPRETING CIRCUIT PROFILES DEFINITIONS

- **Remote Interpreting** – Indicates which method of remote interpreting (video and/or audio to provide interpreting services through an offsite interpreter) is utilized for First Appearances and for all other proceeding types in each county, using the following scale:
 - None
 - Audio only
 - Audio/Video

UDR Data – This section is a compiled annual summary of the FY 2007-08 monthly data that is entered by the circuits in the C-Web application (AKA Uniform Data Reporting for Court Interpreting).

- Number of Events – Indicates, for the case types listed, the total number of events interpreted in Spanish, Haitian-Creole, Other, and Sign.
- Number of Translation Pages – Indicates, for the case types listed, the total number of translation pages produced.

Language Frequency – Indicates the percentage of court employee and contract interpreters providing language assistance for Spanish, Haitian-Creole, Other, and Sign.

Contractual Fee Ranges – Indicates the applicable fee ranges that a circuit has established for the payment of freelance, agency, and sign language contractual providers as follows:

- Per event for each language
- Per minute for all languages using Language Line
- Per hour for each language
- Guaranteed minimum time for an interpreting session and the guaranteed minimum fee range for each language
- For each ¼ hour after the guaranteed minimum time for each language
- For each ½ hour after the guaranteed minimum time for each language
- Translation per word and/or per page for each language

COURT INTERPRETING CIRCUIT PROFILES

1ST JUDICIAL CIRCUIT

Escambia, Okaloosa,
Santa Rosa, & Walton Counties

CHIEF JUDGE:
TRIAL COURT ADMINISTRATOR:
SUPERVISOR, COURT INTERPRETING SERVICES

TERRY D. TERRELL
ROBIN WRIGHT
DEBORAH RIMMER

CIRCUIT-WIDE FISCAL ALLOTMENTS FY 2009 -10

Trust Fund Authority			Non-English Speaking Growth Rate (CY 2004-2006)
FTE	Salaries, Benefits, Expenses	Contractual	
0	\$0	\$70,768	11.0%

STAFFING, SERVICE AND OPERATIONS FY 2009 -10

		Escambia	Okaloosa	Santa Rosa	Walton	Circuit-Wide
DIRECT SERVICE STAFFING MODEL	Circuit Criminal	Contractual	Contractual	Contractual	Contractual	Contractual
	County Criminal	Contractual	Contractual	Contractual	Contractual	Contractual
	Family Court - Dependency/CINS/FINS	Contractual	Contractual	Contractual	Contractual	Contractual
	Family Court - Delinquency	Contractual	Contractual	Contractual	Contractual	Contractual
	Baker/Marchman/Guardianship	Contractual	Contractual	Contractual	Contractual	Contractual
	Domestic Violence Injunctions	Contractual	Contractual	Contractual	Contractual	Contractual
	GM/CSEHO for Family Court - All Other or Title IVD	Contractual	Contractual	Contractual	Contractual	Contractual
	Other Case Types	Contractual	Contractual	Contractual	Contractual	Contractual
TOTAL FTE	Classifications (Total FTE Employees):	0.0	0.0	0.0	0.0	0.0
	Supervising Court Interpreter	0.0	0.0	0.0	0.0	0.0
	Assistant Supervising Court Interpreter	0.0	0.0	0.0	0.0	0.0
	Court Operations Manager	0.0	0.0	0.0	0.0	0.0
	Court Program Specialist II	0.0	0.0	0.0	0.0	0.0
	Court Interpreter	0.0	0.0	0.0	0.0	0.0
	Court Translator	0.0	0.0	0.0	0.0	0.0
	Secretary Specialist	0.0	0.0	0.0	0.0	0.0
	Administrative Assistant I	0.0	0.0	0.0	0.0	0.0
USAGE SCALE	Frequency					
	Court Employees	NA	NA	NA	NA	NA
	Language Line	Low	Low	Low	None	None - Low
	Freelance Contractors	High	Medium	Medium	Low	Low - High
	Other Agency Contractors	None	None	None	None	None
CERTIFICATION (%)	State Certification					
	Court Employees	NA	NA	NA	NA	NA
	Freelance Contractors	4.0%	0.0%	0.0%	0.0%	0.0% - 4.0%
	Other Agency Contractors	NA	NA	NA	NA	NA
	Duly Qualified					
	Court Employees	NA	NA	NA	NA	NA
	Freelance Contractors	16.0%	0.0%	0.0%	0.0%	0.0% - 16.0%
	Other Agency Contractors	NA	NA	NA	NA	NA
	Federal Certification	4.0%	0.0%	0.0%	0.0%	0.0% - 4.0%
OPERATIONS	Certification/Qualifications					
	What is the average percentage of interpreting proceedings in which a state certified court interpreter is used?	31.0%	0.0%	0.0%	0.0%	0.0% - 31.0%
	Are mentor/shadowing programs provided for court interpreters?	Yes	Yes	Yes	No	Yes & No
	Are observation programs utilized by court interpreting managers?	Yes	No	Yes	No	Yes & No
	Assignment Practices					
	Who is responsible for the assignment of court interpreters?	Court Interpreting Supervisor	Other Staff	Other Staff	Other Staff	Court Int Sup & Other Staff
	Is there a system for prioritizing which proceedings or litigants are assigned court interpreters?	No	No	No	No	No
	Scheduling					
	How long does it typically take to obtain a court interpreter?	30 minutes - 1 hour	1 - 4 hours	1 - 4 hours	1 - 4 hours	30 minutes - 4 hours
	In what percentage of proceedings is there typically a continuance to obtain a court interpreter?	0.0%	0.0%	0.0%	0.0%	0.0%
	Remote Interpreting					
	Which method of remote interpreting is utilized for First Appearances?	None	None	None	None	None
	Which method of remote interpreting is utilized for all other proceeding types?	None	None	None	None	None

COURT INTERPRETING CIRCUIT PROFILES

1ST JUDICIAL CIRCUIT

UDR DATA
FY 2007 - 08
CIRCUIT-WIDE
JULY 1 THRU JUNE 30

Type of Proceeding	Number of Events				Translation Pages
	Spanish	Haitian-Creole	Other	Sign	
Circuit Criminal	437	0	8	18	0
County Criminal	2,334	0	43	15	0
Family Court - Dependency/CINS/FINS	70	0	10	26	0
Family Court - Delinquency	1	0	0	22	0
Baker/Marchman/Guardianship	1	0	0	0	0
Domestic Violence Injunctions	11	0	4	2	0
GM/CSEHO for Family Court - All Other or Title IV-D	3	0	0	0	0
Other Case Types	0	0	0	1	0
Total	2,857	0	65	84	0

Language Frequency	Spanish	Haitian-Creole	Other	Sign
Percentage of Interpreters	93.0%	0.0%	3.0%	4.0%

Contractual Fee Ranges	Freelance Contractors			Agency Contractors		Sign
	Spanish	Haitian-Creole	Other	All Languages	Language Line	
Interpreting (per event)	NA	NA	NA	NA		NA
Interpreting (per minute)					\$2.25	
Interpreting (per hour)	\$35-\$50	NA	\$35-\$50	\$35-\$50		\$100
Guaranteed Minimum Time <u>1 hour</u>	\$35-\$50	NA	\$35-\$50	\$35-\$50		\$100
Each 1/4 Hour Thereafter	\$6.25-\$10	NA	\$6.25-\$10	\$6.25-\$10		\$12.75
Each 1/2 Hour Thereafter	\$12.50-\$20	NA	\$12.50-\$20	\$12.50-\$20		\$25
Translation (per word and/or per page)	NA	NA	NA	NA		NA

COURT INTERPRETING CIRCUIT PROFILES

2ND JUDICIAL CIRCUIT

Franklin, Gadsden, Jefferson,
Leon, Liberty, & Wakulla Counties

CHIEF JUDGE:
TRIAL COURT ADMINISTRATOR:
SUPERVISOR, COURT INTERPRETING SERVICES

CHARLES A. FRANCIS
GRANT SLAYDEN
DENNIS PELLETIER

CIRCUIT-WIDE FISCAL ALLOTMENTS FY 2009 -10

Trust Fund Authority			Non-English Speaking Growth Rate (CY 2004-2006)
FTE	Salaries, Benefits, Expenses	Contractual	
0	\$0	\$23,067	9.8%

STAFFING, SERVICE AND OPERATIONS FY 2009 -10

		Franklin	Gadsden	Jefferson	Leon	Liberty	Wakulla	Circuit-Wide
DIRECT SERVICE STAFFING MODEL	Circuit Criminal	Contractual	Contractual	Contractual	Contractual	Contractual	Contractual	Contractual
	County Criminal	Contractual	Contractual	Contractual	Contractual	Contractual	Contractual	Contractual
	Family Court - Dependency/CINS/FINS	Contractual	Contractual	Contractual	Contractual	Contractual	Contractual	Contractual
	Family Court - Delinquency	Contractual	Contractual	Contractual	Contractual	Contractual	Contractual	Contractual
	Baker/Marchman/Guardianship	Contractual	Contractual	Contractual	Contractual	Contractual	Contractual	Contractual
	Domestic Violence Injunctions	Contractual	Contractual	Contractual	Contractual	Contractual	Contractual	Contractual
	GM/CSEHO for Family Court - All Other or Title IVD	Contractual	Contractual	Contractual	Contractual	Contractual	Contractual	Contractual
	Other Case Types	Contractual	Contractual	Contractual	Contractual	Contractual	Contractual	Contractual
TOTAL FTE	Classifications (Total FTE Employees):	0.0	0.0	0.0	0.0	0.0	0.0	0.0
	Supervising Court Interpreter	0.0	0.0	0.0	0.0	0.0	0.0	0.0
	Assistant Supervising Court Interpreter	0.0	0.0	0.0	0.0	0.0	0.0	0.0
	Court Operations Manager	0.0	0.0	0.0	0.0	0.0	0.0	0.0
	Court Program Specialist II	0.0	0.0	0.0	0.0	0.0	0.0	0.0
	Court Interpreter	0.0	0.0	0.0	0.0	0.0	0.0	0.0
	Court Translator	0.0	0.0	0.0	0.0	0.0	0.0	0.0
	Secretary Specialist	0.0	0.0	0.0	0.0	0.0	0.0	0.0
	Administrative Assistant I	0.0	0.0	0.0	0.0	0.0	0.0	0.0
USAGE SCALE	Frequency							
	Court Employees	NA	NA	NA	NA	NA	NA	NA
	Language Line	Low	Low	Low	Low	Low	Low	Low
	Freelance Contractors	High	High	High	High	High	High	High
	Other Agency Contractors	None	None	None	Low	None	None	None - Low
CERTIFICATION (%)	State Certification							
	Court Employees	NA	NA	NA	NA	NA	NA	NA
	Freelance Contractors	0.0%	0.0%	0.0%	0.0%	0.0%	0.0%	0.0%
	Other Agency Contractors	NA	NA	NA	0.0%	NA	NA	NA - 0.0%
	Duly Qualified							
	Court Employees	NA	NA	NA	NA	NA	NA	NA
	Freelance Contractors	0.0%	0.0%	0.0%	75.0%	0.0%	0.0%	0.0% - 75.0%
	Other Agency Contractors	NA	NA	NA	0.0%	NA	NA	NA - 0.0%
	Federal Certification	0.0%	0.0%	0.0%	25.0%	0.0%	0.0%	0.0% - 25.0%
OPERATIONS	Certification/Qualifications							
	What is the average percentage of interpreting proceedings in which a state certified court interpreter is used?	0.0%	0.0%	0.0%	0.0%	0.0%	0.0%	0.0%
	Are mentor/shadowing programs provided for court interpreters?	No	No	No	No	No	No	No
	Are observation programs utilized by court interpreting managers?	No	No	No	Yes	No	No	Yes & No
	Assignment Practices							
	Who is responsible for the assignment of court interpreters?	Other Staff	Other Staff	Other Staff	Other Staff	Other Staff	Other Staff	Other Staff
	Is there a system for prioritizing which proceedings or litigants are assigned court interpreters?	Yes	Yes	Yes	Yes	Yes	Yes	Yes
	Scheduling							
	How long does it typically take to obtain a court interpreter?	1 day - 1 week	1 day - 1 week	1 day - 1 week	1 day - 1 week	1 day - 1 week	1 day - 1 week	1 day - 1 week
	In what percentage of proceedings is there typically a continuance to obtain a court interpreter?	< 1.0%	< 1.0%	< 1.0%	< 1.0%	< 1.0%	< 1.0%	< 1.0%
	Remote Interpreting							
	Which method of remote interpreting is utilized for First Appearances?	None	None	None	None	None	None	None
	Which method of remote interpreting is utilized for all other proceeding types?	Audio Only	Audio Only	Audio Only	Audio/Video	Audio Only	Audio Only	Audio Only & Audio/Video

COURT INTERPRETING CIRCUIT PROFILES

2ND JUDICIAL CIRCUIT

UDR DATA
FY 2007 - 08
CIRCUIT-WIDE
JULY 1 THRU JUNE 30

	Number of Events				Translation Pages
	Spanish	Haitian-Creole	Other	Sign	
Type of Proceeding					
Circuit Criminal	104	0	4	0	0
County Criminal	626	0	5	2	0
Family Court - Dependency/CINS/FINS	0	0	0	0	0
Family Court - Delinquency	2	0	0	0	0
Baker/Marchman/Guardianship	0	0	0	0	0
Domestic Violence Injunctions	4	0	3	0	0
GM/CSEHO for Family Court - All Other or Title IV-D	0	0	0	0	0
Other Case Types	0	1	0	0	0
Total	736	1	12	2	0

Language Frequency	Spanish	Haitian-Creole	Other	Sign
Percentage of Interpreters	60.0%	< 1.0%	< 1.0%	40.0%

	Freelance Contractors			Agency Contractors		Sign
	Spanish	Haitian-Creole	Other	All Languages	Language Line	
Contractual Fee Ranges						
Interpreting (per event)	\$80	\$195	\$195	NA		\$120-\$130
Interpreting (per minute)					\$2.25	
Interpreting (per hour)	\$40	NA	NA	NA		\$60-\$65
Guaranteed Minimum Time <u>2 hours</u>	\$80	NA	NA	NA		\$120-\$130
Each 1/4 Hour Thereafter	NA	NA	NA	NA		\$15
Each 1/2 Hour Thereafter	NA	NA	NA	NA		\$30-\$32.50
Translation (per word and/or per page)	NA	NA	NA	NA		NA

COURT INTERPRETING CIRCUIT PROFILES

3RD JUDICIAL CIRCUIT
Columbia, Dixie, Hamilton, Lafayette,
Madison, Suwannee, & Taylor Counties

DAVID W. FINA
SONDRA WILLIAMS
CARRINA COOPER

Circuit-Wide Fiscal Allotments FY 2009 -10			
Trust Fund Authority			Non-English Speaking Growth Rate (CY 2004-2006)
FTE	Salaries, Benefits, Expenses	Contractual	
0	\$0	\$26,953	14.9%

[illegible]

COURT INTERPRETING CIRCUIT PROFILES

3RD JUDICIAL CIRCUIT

UDR DATA
FY 2007 - 08
CIRCUIT-WIDE
JULY 1 THRU JUNE 30

	Number of Events				Translation Pages
	Spanish	Haitian-Creole	Other	Sign	
Type of Proceeding					
Circuit Criminal	126	0	2	1	0
County Criminal	687	0	2	1	0
Family Court - Dependency/CINS/FINS	13	0	0	0	0
Family Court - Delinquency	2	0	0	0	0
Baker/Marchman/Guardianship	0	0	0	0	0
Domestic Violence Injunctions	3	0	0	2	0
GM/CSEHO for Family Court - All Other or Title IV-D	0	0	0	0	0
Other Case Types	79	0	1	0	0
Total	910	0	5	4	0

Language Frequency	Spanish	Haitian-Creole	Other	Sign
Percentage of Interpreters	95.0%	0.0%	3.0%	2.0%

	Freelance Contractors			Agency Contractors		
Contractual Fee Ranges	Spanish	Haitian-Creole	Other	All Languages	Language Line	Sign
Interpreting (per event)	NA	NA	NA	NA		NA
Interpreting (per minute)					\$2.25	
Interpreting (per hour)	\$32-\$55	NA	\$50-\$80	NA		\$56
Guaranteed Minimum Time <u>2 hours</u>	\$64-\$110	NA	\$100-\$160	NA		\$112
Each 1/4 Hour Thereafter	NA	NA	NA	NA		NA
Each 1/2 Hour Thereafter	Prorated	NA	Prorated	NA		Prorated
Translation (per word and/or per page)	\$35/page	NA	NA	NA		NA

COURT INTERPRETING CIRCUIT PROFILES

4TH JUDICIAL CIRCUIT

Clay, Duval, &
Nassau Counties

CHIEF JUDGE:
TRIAL COURT ADMINISTRATOR:
SUPERVISOR, COURT INTERPRETING SERVICES

DONALD R. MORAN, JR.
JOSEPH G. STELMA, JR.
DEBRA MARCHANT

CIRCUIT-WIDE FISCAL ALLOTMENTS FY 2009 -10

Trust Fund Authority			Non-English Speaking Growth Rate (CY 2004-2006)
FTE	Salaries, Benefits, Expenses	Contractual	
0	\$0	\$233,760	16.1%

STAFFING, SERVICE AND OPERATIONS FY 2009 -10

		Clay	Duval	Nassau	Circuit-Wide
DIRECT SERVICE STAFFING MODEL	Circuit Criminal	Contractual	Contractual	Contractual	Contractual
	County Criminal	Contractual	Contractual	Contractual	Contractual
	Family Court - Dependency/CINS/FINS	Contractual	Contractual	Contractual	Contractual
	Family Court - Delinquency	Contractual	Contractual	Contractual	Contractual
	Baker/Marchman/Guardianship	Contractual	Contractual	Contractual	Contractual
	Domestic Violence Injunctions	Contractual	Contractual	Contractual	Contractual
	GM/CSEHO for Family Court - All Other or Title IVD	Contractual	Contractual	Contractual	Contractual
	Other Case Types	Contractual	Contractual	Contractual	Contractual
TOTAL FTE	Classifications (Total FTE Employees):	0.0	0.0	0.0	0.0
	Supervising Court Interpreter	0.0	0.0	0.0	0.0
	Assistant Supervising Court Interpreter	0.0	0.0	0.0	0.0
	Court Operations Manager	0.0	0.0	0.0	0.0
	Court Program Specialist II	0.0	0.0	0.0	0.0
	Court Interpreter	0.0	0.0	0.0	0.0
	Court Translator	0.0	0.0	0.0	0.0
	Secretary Specialist	0.0	0.0	0.0	0.0
	Administrative Assistant I	0.0	0.0	0.0	0.0
USAGE SCALE	Frequency				
	Court Employees	NA	NA	NA	NA
	Language Line	NA	Low	NA	NA - Low
	Freelance Contractors	Low	High	Low	Low - High
	Other Agency Contractors	High	High	Medium	Medium - High
CERTIFICATION (%)	State Certification				
	Court Employees	NA	NA	NA	NA
	Freelance Contractors	0.0%	40.0%	0.0%	0.0% - 40.0%
	Other Agency Contractors	50.0%	50.0%	0.0%	0.0% - 50.0%
	Duly Qualified				
	Court Employees	NA	NA	NA	NA
	Freelance Contractors	100.0%	60.0%	100.0%	60.0% - 100.0%
	Other Agency Contractors	50.0%	40.0%	100.0%	40.0% - 100.0%
	Federal Certification	0.0%	8.0%	0.0%	0.0% - 8.0%
OPERATIONS	Certification/Qualifications				
	What is the average percentage of interpreting proceedings in which a state certified court interpreter is used?	43.0%	31.0%	0.0%	0.0% - 43.0%
	Are mentor/shadowing programs provided for court interpreters?	No	No	No	No
	Are observation programs utilized by court interpreting managers?	No	No	No	No
	Assignment Practices				
	Who is responsible for the assignment of court interpreters?	Other Staff	Other Staff	Other Staff	Other Staff
	Is there a system for prioritizing which proceedings or litigants are assigned court interpreters?	Yes	Yes	Yes	Yes
	Scheduling				
	How long does it typically take to obtain a court interpreter?	4 hours - 1 day	4 hours - 1 day	4 hours - 1 day	4 hours - 1 day
	In what percentage of proceedings is there typically a continuance to obtain a court interpreter?	0.0%	1.0%	0.0%	0.0% - 1.0%
	Remote Interpreting				
	Which method of remote interpreting is utilized for First Appearances?	None	None	None	None
	Which method of remote interpreting is utilized for all other proceeding types?	None	None	None	None

COURT INTERPRETING CIRCUIT PROFILES

4TH JUDICIAL CIRCUIT

UDR DATA
FY 2007 - 08
CIRCUIT-WIDE
JULY 1 THRU JUNE 30

Type of Proceeding	Number of Events				Translation Pages
	Spanish	Haitian-Creole	Other	Sign	
Circuit Criminal	292	3	27	29	0
County Criminal	1,871	6	156	77	0
Family Court - Dependency/CINS/FINS	49	5	14	26	0
Family Court - Delinquency	19	1	12	16	0
Baker/Marchman/Guardianship	22	0	3	19	0
Domestic Violence Injunctions	49	11	38	14	0
GM/CSEHO for Family Court - All Other or Title IV-D	4	0	0	5	0
Other Case Types	3	0	0	2	0
Total	2,309	26	250	188	0

Language Frequency	Spanish	Haitian-Creole	Other	Sign
Percentage of Interpreters	82.75%	0.75%	11.0%	5.5%

Contractual Fee Ranges	Freelance Contractors			Agency Contractors		Sign
	Spanish	Haitian-Creole	Other	All Languages	Language Line	
Interpreting (per event)	\$100-\$120	\$100-\$120	\$100-\$120	\$100-\$160		\$120
Interpreting (per minute)					\$2.25	
Interpreting (per hour)	\$50-\$60	\$50-\$60	\$50-\$60	\$50-\$80		\$60
Guaranteed Minimum Time <u>2 hours</u>	\$100-\$120	\$100-\$120	\$100-\$120	\$100-\$160		\$120
Each 1/4 Hour Thereafter	\$12.50-\$15	\$12.50-\$15	\$12.50-\$15	\$12.50-\$20		\$15
Each 1/2 Hour Thereafter	\$25-\$30	\$25-\$30	\$25-\$30	\$25-\$40		\$30
Translation (per word and/or per page)	\$30/page	\$30/page	\$30/page	\$30/page		NA

COURT INTERPRETING CIRCUIT PROFILES

5TH JUDICIAL CIRCUIT

Citrus, Hernando, Lake,
Marion, & Sumter Counties

CHIEF JUDGE:
TRIAL COURT ADMINISTRATOR:
SUPERVISOR, COURT INTERPRETING SERVICES

DANIEL MERRITT, SR.
DAVID M. TRAMMELL
N/A

CIRCUIT-WIDE FISCAL ALLOTMENTS FY 2009 -10

Trust Fund Authority			Non-English Speaking Growth Rate (CY 2004-2006)
FTE	Salaries, Benefits, Expenses	Contractual	
0	\$0	\$168,183	17.7%

STAFFING, SERVICE AND OPERATIONS FY 2009 -10

		Citrus	Hernando	Lake	Marion	Sumter	Circuit-Wide
DIRECT SERVICE STAFFING MODEL	Circuit Criminal	Contractual	Contractual	Contractual	Contractual	Contractual	Contractual
	County Criminal	Contractual	Contractual	Contractual	Contractual	Contractual	Contractual
	Family Court - Dependency/CINS/FINS	Contractual	Contractual	Contractual	Contractual	Contractual	Contractual
	Family Court - Delinquency	Contractual	Contractual	Contractual	Contractual	Contractual	Contractual
	Baker/Marchman/Guardianship	Contractual	Contractual	Contractual	Contractual	Contractual	Contractual
	Domestic Violence Injunctions	Contractual	Contractual	Contractual	Contractual	Contractual	Contractual
	GM/CSEHO for Family Court - All Other or Title IVD	Contractual	Contractual	Contractual	Contractual	Contractual	Contractual
	Other Case Types	Contractual	Contractual	Contractual	Contractual	Contractual	Contractual
TOTAL FTE	Classifications (Total FTE Employees):	0.0	0.0	0.0	0.0	0.0	0.0
	Supervising Court Interpreter	0.0	0.0	0.0	0.0	0.0	0.0
	Assistant Supervising Court Interpreter	0.0	0.0	0.0	0.0	0.0	0.0
	Court Operations Manager	0.0	0.0	0.0	0.0	0.0	0.0
	Court Program Specialist II	0.0	0.0	0.0	0.0	0.0	0.0
	Court Interpreter	0.0	0.0	0.0	0.0	0.0	0.0
	Court Translator	0.0	0.0	0.0	0.0	0.0	0.0
	Secretary Specialist	0.0	0.0	0.0	0.0	0.0	0.0
	Administrative Assistant I	0.0	0.0	0.0	0.0	0.0	0.0
USAGE SCALE	Frequency						
	Court Employees	NA	NA	NA	NA	NA	NA
	Language Line	High	High	Low	Low	Low	Low - High
	Freelance Contractors	Low	Low	High	High	High	Low - High
	Other Agency Contractors	None	None	None	None	None	None
CERTIFICATION (%)	State Certification						
	Court Employees	NA	NA	NA	NA	NA	NA
	Freelance Contractors	0.0%	0.0%	95.0%	66.0%	99.0%	0.0% - 99.0%
	Other Agency Contractors	NA	NA	NA	NA	NA	NA
	Duly Qualified						
	Court Employees	NA	NA	NA	NA	NA	NA
	Freelance Contractors	5.0%	5.0%	5.0%	34.0%	1.0%	1.0% - 34.0%
	Other Agency Contractors*	95.0%	95.0%	NA	NA	NA	NA - 95.0%
	Federal Certification	0.0%	0.0%	0.0%	0.0%	0.0%	0.0%
OPERATIONS	Certification/Qualifications						
	What is the average percentage of interpreting proceedings in which a state certified court interpreter is used?	0.0%	0.0%	95.0%	66.0%	99.0%	0.0% - 99.0%
	Are mentor/shadowing programs provided for court interpreters?	No	No	No	Yes	No	Yes & No
	Are observation programs utilized by court interpreting managers?	No	No	No	No	No	No
	Assignment Practices						
	Who is responsible for the assignment of court interpreters?	Other Staff	Other Staff	Other Staff	Other Staff	Other Staff	Other Staff
	Is there a system for prioritizing which proceedings or litigants are assigned court interpreters?	Yes	Yes	Yes	Yes	Yes	Yes
	Scheduling						
	How long does it typically take to obtain a court interpreter?	4 hours - 1 day	4 hours - 1 day	4 hours - 1 day	4 hours - 1 day	4 hours - 1 day	4 hours - 1 day
	In what percentage of proceedings is there typically a continuance to obtain a court interpreter?	0.0%	0.0%	3.0%	2.0%	0.0%	0.0% - 3.0%
	Remote Interpreting						
	Which method of remote interpreting is utilized for First Appearances?	None	None	None	None	None	None
	Which method of remote interpreting is utilized for all other proceeding types?	None	None	None	None	None	None

*Citrus and Hernando Counties make extensive use of language line. Judges ask interpreters about their certification status.

COURT INTERPRETING CIRCUIT PROFILES

5TH JUDICIAL CIRCUIT

UDR DATA
FY 2007 - 08
CIRCUIT-WIDE
JULY 1 THRU JUNE 30

Type of Proceeding	Number of Events				Translation Pages
	Spanish	Haitian-Creole	Other	Sign	
Circuit Criminal	643	0	4	32	0
County Criminal	3,508	2	8	38	0
Family Court - Dependency/CINS/FINS	23	0	2	25	0
Family Court - Delinquency	0	0	0	0	0
Baker/Marchman/Guardianship	0	0	0	0	0
Domestic Violence Injunctions	2	0	0	3	0
GM/CSEHO for Family Court - All Other or Title IV-D	65	0	0	18	0
Other Case Types	337	0	0	27	0
Total	4,578	2	14	143	0

Language Frequency	Spanish	Haitian-Creole	Other	Sign
Percentage of Interpreters	95.59%	0.04%	0.3%	3.07%

Contractual Fee Ranges	Freelance Contractors			Agency Contractors		Sign
	Spanish	Haitian-Creole	Other	All Languages	Language Line	
Interpreting (per event)	NA	NA	NA	NA		NA
Interpreting (per minute)					\$2.25	
Interpreting (per hour)	\$35-\$50	\$80	\$80	NA		\$60-\$75
Guaranteed Minimum Time <u>2 hours*</u>	\$70-\$100	\$160	\$160	NA		NA
Each 1/4 Hour Thereafter	NA	NA	NA	NA		NA
Each 1/2 Hour Thereafter	NA	NA	NA	NA		NA
Translation (per word and/or per page)	NA	NA	NA	NA		NA

*For certified interpreters only.

COURT INTERPRETING CIRCUIT PROFILES

6TH JUDICIAL CIRCUIT

Pasco & Pinellas Counties

CHIEF JUDGE: J. THOMAS MCGRADY
TRIAL COURT ADMINISTRATOR: GAY INSKEEP
SUPERVISOR, COURT INTERPRETING SERVICES: ROBERT J. SNYDER

CIRCUIT-WIDE FISCAL ALLOTMENTS FY 2009 -10

Trust Fund Authority			Non-English Speaking Growth Rate (CY 2004-2006)
FTE	Salaries, Benefits, Expenses	Contractual	
0	\$0	\$275,152	12.6%

STAFFING, SERVICE AND OPERATIONS FY 2009 -10

		Pasco	Pinellas	Circuit-Wide
DIRECT SERVICE STAFFING MODEL	Circuit Criminal	Contractual	Contractual	Contractual
	County Criminal	Contractual	Contractual	Contractual
	Family Court - Dependency/CINS/FINS	Contractual	Contractual	Contractual
	Family Court - Delinquency	Contractual	Contractual	Contractual
	Baker/Marchman/Guardianship	Contractual	Contractual	Contractual
	Domestic Violence Injunctions	Contractual	Contractual	Contractual
	GM/CSEHO for Family Court - All Other or Title IVD	Contractual	Contractual	Contractual
	Other Case Types	Contractual	Contractual	Contractual
TOTAL FTE	Classifications (Total FTE Employees):	0.0	0.0	0.0
	Supervising Court Interpreter	0.0	0.0	0.0
	Assistant Supervising Court Interpreter	0.0	0.0	0.0
	Court Operations Manager	0.0	0.0	0.0
	Court Program Specialist II	0.0	0.0	0.0
	Court Interpreter	0.0	0.0	0.0
	Court Translator	0.0	0.0	0.0
	Secretary Specialist	0.0	0.0	0.0
USAGE SCALE	Frequency			
	Court Employees	NA	NA	NA
	Language Line	Low	Low	Low
	Freelance Contractors	Low	High	Low - High
	Other Agency Contractors	High	Medium	Medium - High
CERTIFICATION (%)	State Certification			
	Court Employees	NA	NA	NA
	Freelance Contractors	0.0%	0.0%	0.0%
	Other Agency Contractors	5.0%	5.0%	5.0%
	Duly Qualified			
	Court Employees	NA	NA	NA
	Freelance Contractors	100.0%	100.0%	100.0%
	Other Agency Contractors	15.0%	15.0%	15.0%
OPERATIONS	Federal Certification	0.0%	0.0%	0.0%
	Certification/Qualifications			
	What is the average percentage of interpreting proceedings in which a state certified court interpreter is used?	10.0%	10.0%	10.0%
	Are mentor/shadowing programs provided for court interpreters?	No	No	No
	Are observation programs utilized by court interpreting managers?	No	No	No
	Assignment Practices			
	Who is responsible for the assignment of court interpreters?	Other Staff	Other Staff	Other Staff
	Is there a system for prioritizing which proceedings or litigants are assigned court interpreters?	No	No	No
	Scheduling			
	How long does it typically take to obtain a court interpreter?	4 hours - 1 day	4 hours - 1 day	4 hours - 1 day
	In what percentage of proceedings is there typically a continuance to obtain a court interpreter?	5.0%	5.0%	5.0%
	Remote Interpreting			
	Which method of remote interpreting is utilized for First Appearances?	Audio/Video	Audio/Video	Audio/Video
	Which method of remote interpreting is utilized for all other proceeding types?	Audio/Video	Audio/Video	Audio/Video

COURT INTERPRETING CIRCUIT PROFILES

6TH JUDICIAL CIRCUIT

UDR DATA
FY 2007 - 08
CIRCUIT-WIDE
JULY 1 THRU JUNE 30

	Number of Events				Translation Pages
	Spanish	Haitian-Creole	Other	Sign	
Type of Proceeding					
Circuit Criminal	870	9	96	66	4
County Criminal	3,211	0	142	78	0
Family Court - Dependency/CINS/FINS	96	4	8	19	0
Family Court - Delinquency	123	1	28	18	0
Baker/Marchman/Guardianship	4	0	2	3	0
Domestic Violence Injunctions	136	0	9	11	0
GM/CSEHO for Family Court - All Other or Title IV-D	61	2	15	16	1
Other Case Types	43	0	10	36	0
Total	4,544	16	310	247	5

Language Frequency	Spanish	Haitian-Creole	Other	Sign
Percentage of Interpreters	75.0%	5.0%	10.0%	10.0%

	Freelance Contractors			Agency Contractors		
Contractual Fee Ranges	Spanish	Haitian-Creole	Other	All Languages	Language Line	Sign
Interpreting (per event)	\$38	\$65	\$65	\$65		\$85
Interpreting (per minute)					\$2.25	
Interpreting (per hour)	\$38	\$65	\$65	\$65		\$85
Guaranteed Minimum Time <u>1 or 2 hours</u>	\$38	\$130	\$130	\$130		\$170
Each 1/4 Hour Thereafter	\$9.50	\$16.25	\$16.25	\$16.25		\$21.25
Each 1/2 Hour Thereafter	\$19	\$32.50	\$32.50	\$32.50		\$42.50
Translation (per word and/or per page)	\$45/page	\$60/page	\$60/page	\$60/page		NA

COURT INTERPRETING CIRCUIT PROFILES

7TH JUDICIAL CIRCUIT

Flagler, Putnam,
St. Johns, & Volusia Counties

CHIEF JUDGE:
TRIAL COURT ADMINISTRATOR:
SUPERVISOR, COURT INTERPRETING SERVICES

J. DAVID WALSH
MARK WEINBERG
CLAUDIA VILLALBA

CIRCUIT-WIDE FISCAL ALLOTMENTS FY 2009 -10

Trust Fund Authority			Non-English Speaking Growth Rate (CY 2004-2006)
FTE	Salaries, Benefits, Expenses	Contractual	
1	\$58,763	\$165,181	14.5%

STAFFING, SERVICE AND OPERATIONS FY 2009 -10

		Flagler	Putnam	St. Johns	Volusia	Circuit-Wide
DIRECT SERVICE STAFFING MODEL	Circuit Criminal	Hybrid	Hybrid	Hybrid	Hybrid	Hybrid
	County Criminal	Hybrid	Hybrid	Hybrid	Hybrid	Hybrid
	Family Court - Dependency/CINS/FINS	Hybrid	Hybrid	Hybrid	Hybrid	Hybrid
	Family Court - Delinquency	Hybrid	Hybrid	Hybrid	Hybrid	Hybrid
	Baker/Marchman/Guardianship	Hybrid	Hybrid	Hybrid	Hybrid	Hybrid
	Domestic Violence Injunctions	Hybrid	Hybrid	Hybrid	Hybrid	Hybrid
	GM/CSEHO for Family Court - All Other or Title IVD	Hybrid	Hybrid	Hybrid	Hybrid	Hybrid
	Other Case Types	Hybrid	Hybrid	Hybrid	Hybrid	Hybrid
TOTAL FTE	Classifications (Total FTE Employees):	0.0	0.0	0.0	1.0	1.0
	Supervising Court Interpreter	0.0	0.0	0.0	1.0	1.0
	Assistant Supervising Court Interpreter	0.0	0.0	0.0	0.0	0.0
	Court Operations Manager	0.0	0.0	0.0	0.0	0.0
	Court Program Specialist II	0.0	0.0	0.0	0.0	0.0
	Court Interpreter	0.0	0.0	0.0	0.0	0.0
	Court Translator	0.0	0.0	0.0	0.0	0.0
	Secretary Specialist	0.0	0.0	0.0	0.0	0.0
	Administrative Assistant I	0.0	0.0	0.0	0.0	0.0
USAGE SCALE	Frequency					
	Court Employees	Low	Low	Low	High	Low - High
	Language Line	None	None	Low	Low	None - Low
	Freelance Contractors	Medium	Medium	High	High	Medium - High
	Other Agency Contractors	Low	Low	Medium	Medium	Low - Medium
CERTIFICATION (%)	State Certification					
	Court Employees	0.0%	0.0%	0.0%	0.0%	0.0%
	Freelance Contractors	40.0%	40.0%	40.0%	50.0%	40.0% - 50.0%
	Other Agency Contractors	0.0%	0.0%	0.0%	0.0%	0.0%
	Duly Qualified					
	Court Employees*	100.0%	100.0%	100.0%	100.0%	100.0%
	Freelance Contractors	60.0%	50.0%	50.0%	67.0%	50.0% - 67.0%
	Other Agency Contractors (1 agency)	100.0%	0.0%	100.0%	100.0%	0.0% - 100.0%
	Federal Certification	50.0%	50.0%	50.0%	50.0%	50.0%
OPERATIONS	Certification/Qualifications					
	What is the average percentage of interpreting proceedings in which a state certified court interpreter is used?	40.0%	80.0%	90.0%	15.0%	15.0% - 90.0%
	Are mentor/shadowing programs provided for court interpreters?	Yes	Yes	Yes	Yes	Yes
	Are observation programs utilized by court interpreting managers?	Yes	Yes	Yes	Yes	Yes
	Assignment Practices					
	Who is responsible for the assignment of court interpreters?	Other Staff	Other Staff	Other Staff	Other Staff	Other Staff
	Is there a system for prioritizing which proceedings or litigants are assigned court interpreters?	Yes	Yes	Yes	Yes	Yes
	Scheduling					
	How long does it typically take to obtain a court interpreter?	0 - 30 minutes	0 - 30 minutes	0 - 30 minutes	0 - 30 minutes	0 - 30 minutes
	In what percentage of proceedings is there typically a continuance to obtain a court interpreter?	5.0%	0.0%	10.0%	5.0%	0.0% - 10.0%
	Remote Interpreting					
	Which method of remote interpreting is utilized for First Appearances?	None	None	None	None	None
	Which method of remote interpreting is utilized for all other proceeding types?	None	None	None	None	None

*One additional employee (Court Operations Manager) is not paid from cost center 131 or 730.

COURT INTERPRETING CIRCUIT PROFILES

7TH JUDICIAL CIRCUIT

UDR DATA
FY 2007 - 08
CIRCUIT-WIDE
JULY 1 THRU JUNE 30

	Number of Events				Translation Pages
	Spanish	Haitian-Creole	Other	Sign	
Type of Proceeding					
Circuit Criminal	981	10	43	41	0
County Criminal	3,041	1	83	74	8
Family Court - Dependency/CINS/FINS	72	0	5	17	2
Family Court - Delinquency	156	0	1	28	0
Baker/Marchman/Guardianship	3	0	0	2	0
Domestic Violence Injunctions	51	0	8	3	0
GM/CSEHO for Family Court - All Other or Title IV-D	35	0	1	2	0
Other Case Types	0	0	2	3	0
Total	4,339	11	143	170	10

Language Frequency	Spanish	Haitian-Creole	Other	Sign
Percentage of Interpreters	93.0%	0.0%	3.0%	4.0%

	Freelance Contractors			Agency Contractors		
Contractual Fee Ranges	Spanish	Haitian-Creole	Other	All Languages	Language Line	Sign
Interpreting (per event)	NA	NA	NA	NA		NA
Interpreting (per minute)					\$1.80-\$2.25	
Interpreting (per hour)	\$35-\$48	\$65-\$85	\$50-\$85	\$70-\$95		\$60-\$75
Guaranteed Minimum Time <u>2 hours</u>	\$70-\$96	\$130-\$170	\$100-\$170	\$140-\$190		\$120-\$150
Each 1/4 Hour Thereafter	\$7.75-\$12	\$16.25-\$21.25	\$12.50-\$21.25	\$17.50-\$23.75		\$15-\$18.75
Each 1/2 Hour Thereafter	\$17.50-\$24	\$32.50-\$42.50	\$25-\$42.50	\$35-\$47.50		\$30-\$37.50
Translation (per word and/or per page)	NA	NA	NA	NA		NA

COURT INTERPRETING CIRCUIT PROFILES

8TH JUDICIAL CIRCUIT

Alachua, Baker, Bradford,
Gilchrist, Levy, & Union Counties

CHIEF JUDGE:
TRIAL COURT ADMINISTRATOR:
SUPERVISOR, COURT INTERPRETING SERVICES

MARTHA ANN LOTT
TED MCFETRIDGE
KRISTINA VELEZ

CIRCUIT-WIDE FISCAL ALLOTMENTS FY 2009 -10

Trust Fund Authority			Non-English Speaking Growth Rate (CY 2004-2006)
FTE	Salaries, Benefits, Expenses	Contractual	
1	\$51,269	\$42,363	9.1%

STAFFING, SERVICE AND OPERATIONS FY 2009 -10

DIRECT SERVICE STAFFING MODEL		Alachua	Baker	Bradford	Gilchrist	Levy	Union	Circuit-Wide
	Circuit Criminal	Hybrid	Hybrid	Hybrid	Hybrid	Hybrid	Hybrid	Hybrid
	County Criminal	Hybrid	Hybrid	Hybrid	Hybrid	Hybrid	Hybrid	Hybrid
	Family Court - Dependency/CINS/FINS	Hybrid	Hybrid	Hybrid	Hybrid	Hybrid	Hybrid	Hybrid
	Family Court - Delinquency	Hybrid	Hybrid	Hybrid	Hybrid	Hybrid	Hybrid	Hybrid
	Baker/Marchman/Guardianship	Hybrid	Hybrid	Hybrid	Hybrid	Hybrid	Hybrid	Hybrid
	Domestic Violence Injunctions	Hybrid	Hybrid	Hybrid	Hybrid	Hybrid	Hybrid	Hybrid
	GM/CSEHO for Family Court - All Other or Title IVD	Hybrid	Hybrid	Hybrid	Hybrid	Hybrid	Hybrid	Hybrid
	Other Case Types	Hybrid	Hybrid	Hybrid	Hybrid	Hybrid	Hybrid	Hybrid
TOTAL FTE	Classifications (Total FTE Employees):	1.0	0.0	0.0	0.0	0.0	0.0	1.0
	Supervising Court Interpreter	0.0	0.0	0.0	0.0	0.0	0.0	0.0
	Assistant Supervising Court Interpreter	0.0	0.0	0.0	0.0	0.0	0.0	0.0
	Court Operations Manager	0.0	0.0	0.0	0.0	0.0	0.0	0.0
	Court Program Specialist II*	1.0	0.0	0.0	0.0	0.0	0.0	1.0
	Court Interpreter	0.0	0.0	0.0	0.0	0.0	0.0	0.0
	Court Translator	0.0	0.0	0.0	0.0	0.0	0.0	0.0
	Secretary Specialist	0.0	0.0	0.0	0.0	0.0	0.0	0.0
	Administrative Assistant I	0.0	0.0	0.0	0.0	0.0	0.0	0.0
USAGE SCALE	Frequency							
	Court Employees**	High	Low	Low	Low	Low	Low	Low - High
	Language Line	Low	Low	Low	Low	Low	Low	Low
	Freelance Contractors	High	Low	Low	Medium	High	Low	Low - High
	Other Agency Contractors	Low	Low	Low	Low	Low	Low	Low
CERTIFICATION (%)	State Certification							
	Court Employees	100.0%	100.0%	100.0%	100.0%	100.0%	100.0%	100.0%
	Freelance Contractors	0.0%	0.0%	0.0%	0.0%	0.0%	0.0%	0.0%
	Other Agency Contractors	0.0%	0.0%	0.0%	0.0%	0.0%	0.0%	0.0%
	Duly Qualified							
	Court Employees	0.0%	0.0%	0.0%	0.0%	0.0%	0.0%	0.0%
	Freelance Contractors***	90.0%	90.0%	90.0%	90.0%	90.0%	90.0%	90.0%
	Other Agency Contractors	0.0%	0.0%	0.0%	0.0%	0.0%	0.0%	0.0%
	Federal Certification	0.0%	0.0%	0.0%	0.0%	0.0%	0.0%	0.0%
OPERATIONS	Certification/Qualifications							
	What is the average percentage of interpreting proceedings in which a state certified court interpreter is used?	85.0%	75.0%	75.0%	75.0%	75.0%	75.0%	75.0% - 85.0%
	Are mentor/shadowing programs provided for court interpreters?	No	No	No	No	No	No	No
	Are observation programs utilized by court interpreting managers?	Yes	No	No	No	No	No	Yes & No
	Assignment Practices							
	Who is responsible for the assignment of court interpreters?	Court Interpreting Supervisor	Court Interpreting Supervisor	Court Interpreting Supervisor	Court Interpreting Supervisor	Court Interpreting Supervisor	Court Interpreting Supervisor	Court Interpreting Supervisor
	Is there a system for prioritizing which proceedings or litigants are assigned court interpreters?	Yes	Yes	Yes	Yes	Yes	Yes	Yes
	Scheduling							
	How long does it typically take to obtain a court interpreter?	30 minutes - 1 hour	30 minutes - 1 hour	30 minutes - 1 hour	30 minutes - 1 hour	30 minutes - 1 hour	30 minutes - 1 hour	30 minutes - 1 hour
	In what percentage of proceedings is there typically a continuance to obtain a court interpreter?	15.0%	15.0%	15.0%	15.0%	15.0%	15.0%	15.0%
	Remote Interpreting							
	Which method of remote interpreting is utilized for First Appearances?*****	Audio/Video or in person at jail	Audio Only	Audio Only	Audio Only	Audio Only	Audio Only	Audio Only & Audio/Video or in person at jail
	Which method of remote interpreting is utilized for all other proceeding types?	Audio Only	Audio Only	Audio Only	Audio Only	Audio Only	Audio Only	Audio Only

*Court Interpreter Program Manager/Staff Interpreter is based out of Alachua County, but provides interpreting services circuit-wide.

**Staff Interpreter works mostly in Alachua County, but does interpret for other counties (in person and telephonically).

***Most of our contract interpreters have attended the OSCA workshop, taken (and passed) the oral and written exams, but have not applied to be certified. Our ASL interpreters are RID certified.

****Last minute ASL requests (from court, day of) usually result in continuance. Also sometimes languages rare to 8th Circuit required for weekend/holiday First Appearance.

COURT INTERPRETING CIRCUIT PROFILES

8TH JUDICIAL CIRCUIT

UDR DATA
FY 2007 - 08
CIRCUIT-WIDE
JULY 1 THRU JUNE 30

Type of Proceeding	Number of Events				Translation Pages
	Spanish	Haitian-Creole	Other	Sign	
Circuit Criminal	223	0	2	10	0
County Criminal	532	0	8	6	5
Family Court - Dependency/CINS/FINS	46	0	0	5	0
Family Court - Delinquency	5	0	0	0	0
Baker/Marchman/Guardianship	0	0	0	0	0
Domestic Violence Injunctions	5	0	3	3	0
GM/CSEHO for Family Court - All Other or Title IV-D	1	0	0	2	0
Other Case Types	48	0	6	8	0
Total	860	0	19	34	5

Language Frequency	Spanish	Haitian-Creole	Other	Sign
Percentage of Interpreters	94.19%	0.0%	2.1%	3.71%

Contractual Fee Ranges	Freelance Contractors			Agency Contractors*		Sign
	Spanish	Haitian-Creole	Other	All Languages	Language Line	
Interpreting (per event)	NA	NA	NA	NA		NA
Interpreting (per minute)					\$2.25	
Interpreting (per hour)	\$50-\$60	NA	\$60-\$120	NA		\$55
Guaranteed Minimum Time <u>1 or 2</u>	\$50-\$60**	NA	\$120-\$240	NA		\$110
Each 1/4 Hour Thereafter	NA	NA	NA	NA		NA
Each 1/2 Hour Thereafter	\$25-\$30**	NA	NA	NA		NA
Translation (per word and/or per page)	\$15-\$25***	NA	NA	NA		NA

*Not currently using any agency contracts other than ASL.

**Interpreters are paid a 1 hour minimum for interpreting work done in their county of residence and 2 hour minimum for work done in other counties, plus mileage at state rate.

***\$15/page (>10 pg) or \$25/page (<10 pg). Translation requests are rarely received. Dependency case plans are the exception. Staff Interpreter has translated correspondence from defendants in the past.

COURT INTERPRETING CIRCUIT PROFILES

9TH JUDICIAL CIRCUIT

Orange & Osceola Counties

CHIEF JUDGE:
TRIAL COURT ADMINISTRATOR:
SUPERVISOR, COURT INTERPRETING SERVICES

BELVIN PERRY, JR.
MATTHEW BENEFIEL
ODELIS ARIAS-LUCIANO

CIRCUIT-WIDE FISCAL ALLOTMENTS FY 2009 -10

Trust Fund Authority			Non-English Speaking Growth Rate (CY 2004-2006)
FTE	Salaries, Benefits, Expenses	Contractual	
9	\$510,253	\$227,635	12.9%

STAFFING, SERVICE AND OPERATIONS FY 2009 -10

		Orange	Osceola	Circuit-Wide
DIRECT SERVICE STAFFING MODEL	Circuit Criminal	Hybrid	Hybrid	Hybrid
	County Criminal	Hybrid	Hybrid	Hybrid
	Family Court - Dependency/CINS/FINS	Hybrid	Hybrid	Hybrid
	Family Court - Delinquency	Hybrid	Hybrid	Hybrid
	Baker/Marchman/Guardianship	Hybrid	Hybrid	Hybrid
	Domestic Violence Injunctions	Hybrid	Hybrid	Hybrid
	GM/CSEHO for Family Court - All Other or Title IVD	Contractual	Contractual	Contractual
	Other Case Types	Hybrid	Hybrid	Hybrid
TOTAL FTE	Classifications (Total FTE Employees):	7.0	2.0	9.0
	Supervising Court Interpreter	1.0	0.0	1.0
	Assistant Supervising Court Interpreter	0.0	0.0	0.0
	Court Operations Manager	0.0	0.0	0.0
	Court Program Specialist II	0.0	0.0	0.0
	Court Interpreter	6.0	2.0	8.0
	Court Translator	0.0	0.0	0.0
	Secretary Specialist	0.0	0.0	0.0
USAGE SCALE	Administrative Assistant I	0.0	0.0	0.0
	Frequency			
	Court Employees	High	High	High
	Language Line	Low	Low	Low
	Freelance Contractors	Medium	Medium	Medium
CERTIFICATION (%)	Other Agency Contractors	None	None	None
	State Certification			
	Court Employees	71.4%	100.0%	71.4% - 100.0%
	Freelance Contractors	24.1%	24.1%	24.1%
	Other Agency Contractors	NA	NA	NA
	Duly Qualified			
	Court Employees	14.3%	0.0%	0.0% - 14.3%
	Freelance Contractors	16.5%	16.5%	16.5%
OPERATIONS	Other Agency Contractors	NA	NA	NA
	Federal Certification	3.8%	3.8%	3.8%
	Certification/Qualifications			
	What is the average percentage of interpreting proceedings in which a state certified court interpreter is used?	88.0%	88.0%	88.0%
	Are mentor/shadowing programs provided for court interpreters?	Yes	Yes	Yes
	Are observation programs utilized by court interpreting managers?	Yes	Yes	Yes
	Assignment Practices			
	Who is responsible for the assignment of court interpreters?	Other Staff	Other Staff	Other Staff
	Is there a system for prioritizing which proceedings or litigants are assigned court interpreters?	Yes	Yes	Yes
	Scheduling			
	How long does it typically take to obtain a court interpreter?	0 - 30 minutes	0 - 30 minutes	0 - 30 minutes
	In what percentage of proceedings is there typically a continuance to obtain a court interpreter?	25.0%	30.0%	25.0% - 30.0%
	Remote Interpreting			
	Which method of remote interpreting is utilized for First Appearances?	Audio/Video	Audio/Video	Audio/Video
	Which method of remote interpreting is utilized for all other proceeding types?	Audio/Video	Audio/Video	Audio/Video

COURT INTERPRETING CIRCUIT PROFILES

9TH JUDICIAL CIRCUIT

UDR DATA
FY 2007 - 08
CIRCUIT-WIDE
JULY 1 THRU JUNE 30

Type of Proceeding	Number of Events				Translation Pages
	Spanish	Haitian-Creole	Other	Sign	
Circuit Criminal	5,395	168	143	66	89
County Criminal	16,202	296	467	67	76
Family Court - Dependency/CINS/FINS	250	53	26	20	0
Family Court - Delinquency	1,031	146	43	21	0
Baker/Marchman/Guardianship	0	0	0	1	0
Domestic Violence Injunctions	1,572	48	48	29	0
GM/CSEHO for Family Court - All Other or Title IV-D	42	1	0	0	0
Other Case Types	148	0	8	5	0
Total	24,640	712	735	209	165

Language Frequency	Spanish	Haitian-Creole	Other	Sign
Percentage of Interpreters	35.0%	20.0%	32.0%	13.0%

Contractual Fee Ranges	Freelance Contractors			Agency Contractors		Sign
	Spanish	Haitian-Creole	Other	All Languages	Language Line	
Interpreting (per event)	\$90	\$100	\$110	NA		\$110
Interpreting (per minute)					\$2.25	
Interpreting (per hour)	\$45	\$50	\$55	NA		\$55
Guaranteed Minimum Time <u>2 hours</u>	\$90	\$100	\$110	NA		\$110
Each 1/4 Hour Thereafter	\$11.25	\$12.50	\$13.75	NA		\$13.75
Each 1/2 Hour Thereafter	\$22.50	\$25	\$27.50	NA		\$27.50
Translation (per word and/or per page)	\$45/page	\$50/page	\$55/page	NA		\$55/page

COURT INTERPRETING CIRCUIT PROFILES

10TH JUDICIAL CIRCUIT

Hardee, Highlands, & Polk Counties

CHIEF JUDGE:
TRIAL COURT ADMINISTRATOR:
SUPERVISOR, COURT INTERPRETING SERVICES

J. DAVID LANGFORD
NICK SUDZINA
ANTONIA GODINEZ

CIRCUIT-WIDE FISCAL ALLOTMENTS FY 2009 -10

Trust Fund Authority			Non-English Speaking Growth Rate (CY 2004-2006)
FTE	Salaries, Benefits, Expenses	Contractual	
6	\$321,450	\$87,586	14.2%

STAFFING, SERVICE AND OPERATIONS FY 2009 -10

		Hardee	Highlands	Polk	Circuit-Wide
DIRECT SERVICE STAFFING MODEL	Circuit Criminal	Hybrid	Employee	Hybrid	Hybrid
	County Criminal	Hybrid	Employee	Employee	Hybrid
	Family Court - Dependency/CINS/FINS	Hybrid	Employee	Employee	Hybrid
	Family Court - Delinquency	Hybrid	Employee	Employee	Hybrid
	Baker/Marchman/Guardianship	Hybrid	Employee	Employee	Hybrid
	Domestic Violence Injunctions	Hybrid	Employee	Employee	Hybrid
	GM/CSEHO for Family Court - All Other or Title IVD	Hybrid	Employee	Employee	Hybrid
	Other Case Types	Hybrid	Employee	Employee	Hybrid
TOTAL FTE	Classifications (Total FTE Employees):	1.0	1.0	4.0	6.0
	Supervising Court Interpreter	0.0	0.0	1.0	1.0
	Assistant Supervising Court Interpreter	0.0	0.0	0.0	0.0
	Court Operations Manager	0.0	0.0	0.0	0.0
	Court Program Specialist II	0.0	0.0	0.0	0.0
	Court Interpreter	1.0	1.0	3.0	5.0
	Court Translator	0.0	0.0	0.0	0.0
	Secretary Specialist	0.0	0.0	0.0	0.0
	Administrative Assistant I	0.0	0.0	0.0	0.0
USAGE SCALE	Frequency				
	Court Employees	Medium	High	High	Medium - High
	Language Line	None	None	None	None
	Freelance Contractors	Low	Low	Medium	Low - Medium
	Other Agency Contractors	Low	Low	Medium	Low - Medium
CERTIFICATION (%)	State Certification				
	Court Employees	16.7%	16.7%	16.7%	16.7%
	Freelance Contractors	16.6%	16.6%	16.6%	16.6%
	Other Agency Contractors	0.0%	0.0%	0.0%	0.0%
	Duly Qualified				
	Court Employees	83.3%	83.3%	83.3%	83.3%
	Freelance Contractors	23.3%	23.3%	23.3%	23.3%
	Other Agency Contractors	0.0%	0.0%	0.0%	0.0%
	Federal Certification	0.0%	0.0%	0.0%	0.0%
OPERATIONS	Certification/Qualifications				
	What is the average percentage of interpreting proceedings in which a state certified court interpreter is used?	50.0%	0.0%	25.0%	0.0% - 50.0%
	Are mentor/shadowing programs provided for court interpreters?	Yes	Yes	Yes	Yes
	Are observation programs utilized by court interpreting managers?	Yes	Yes	Yes	Yes
	Assignment Practices				
	Who is responsible for the assignment of court interpreters?	Court Interpreting Supervisor	Other Staff	Court Interpreting Supervisor	Court Int Sup & Other Staff
	Is there a system for prioritizing which proceedings or litigants are assigned court interpreters?	No	Yes	Yes	Yes & No
	Scheduling				
	How long does it typically take to obtain a court interpreter?	0 - 30 minutes	0 - 30 minutes	0 - 30 minutes	0 - 30 minutes
	In what percentage of proceedings is there typically a continuance to obtain a court interpreter?	5.0%	5.0%	5.0%	5.0%
	Remote Interpreting				
	Which method of remote interpreting is utilized for First Appearances?	Audio/Video	Audio/Video	Audio/Video	Audio/Video
	Which method of remote interpreting is utilized for all other proceeding types?	None	None	None	None

COURT INTERPRETING CIRCUIT PROFILES

10TH JUDICIAL CIRCUIT

UDR DATA
FY 2007 - 08
CIRCUIT-WIDE
JULY 1 THRU JUNE 30

Type of Proceeding	Number of Events				Translation Pages
	Spanish	Haitian-Creole	Other	Sign	
Circuit Criminal	4,999	61	16	25	12
County Criminal	7,040	58	50	44	2
Family Court - Dependency/CINS/FINS	450	70	0	37	2
Family Court - Delinquency	707	78	1	13	0
Baker/Marchman/Guardianship	42	7	4	0	0
Domestic Violence Injunctions	576	19	10	13	2
GM/CSEHO for Family Court - All Other or Title IV-D	99	7	0	5	0
Other Case Types	21	0	1	30	1
Total	13,934	300	82	167	19

Language Frequency	Spanish	Haitian-Creole	Other	Sign
Percentage of Interpreters	38.2%	14.7%	38.2%	8.8%

Contractual Fee Ranges	Freelance Contractors			Agency Contractors		Sign
	Spanish	Haitian-Creole	Other	All Languages	Language Line	
Interpreting (per event)	NA	NA	NA	NA		NA
Interpreting (per minute)					NA	
Interpreting (per hour)	\$45	\$45	\$65	\$85		\$60
Guaranteed Minimum Time <u>2 hours</u>	\$90	\$90	\$130	\$170		\$120
Each 1/4 Hour Thereafter*	\$120	\$120	NA	NA		NA
Each 1/2 Hour Thereafter**	\$200	\$200	\$32.50	\$42.50		NA
Translation (per word and/or per page)	NA	NA	NA	NA		NA

*Half day rate for Spanish and Haitian-Creole.

**Full day rate for Spanish and Haitian Creole.

COURT INTERPRETING CIRCUIT PROFILES

11TH JUDICIAL CIRCUIT

Miami-Dade County

CHIEF JUDGE:
TRIAL COURT ADMINISTRATOR:
SUPERVISOR, COURT INTERPRETING SERVICES

JOEL H. BROWN
RUBEN CARREROU
ANA CABEZON

CIRCUIT-WIDE FISCAL ALLOTMENTS FY 2009 -10

Trust Fund Authority			Non-English Speaking Growth Rate (CY 2004-2006)
FTE	Salaries, Benefits, Expenses	Contractual	
52*	\$3,077,714	\$337,811	3.8%

STAFFING, SERVICE AND OPERATIONS FY 2009 -10

		Miami-Dade	Circuit-Wide
DIRECT SERVICE STAFFING MODEL	Circuit Criminal	Hybrid	Hybrid
	County Criminal	Hybrid	Hybrid
	Family Court - Dependency/CINS/FINS	Hybrid	Hybrid
	Family Court - Delinquency	Hybrid	Hybrid
	Baker/Marchman/Guardianship	Hybrid	Hybrid
	Domestic Violence Injunctions	Hybrid	Hybrid
	GM/CSEHO for Family Court - All Other or Title IVD	Hybrid	Hybrid
	Other Case Types	Hybrid	Hybrid
TOTAL FTE	Classifications (Total FTE Employees):	52.0	52.0
	Supervising Court Interpreter	1.0	1.0
	Assistant Supervising Court Interpreter	0.0	0.0
	Court Operations Manager	1.0	1.0
	Court Program Specialist II	0.0	0.0
	Court Interpreter	47.0	47.0
	Court Translator	1.0	1.0
	Secretary Specialist	1.0	1.0
	Administrative Assistant I	1.0	1.0
USAGE SCALE	Frequency		
	Court Employees	High	High
	Language Line	Low	Low
	Freelance Contractors	High	High
	Other Agency Contractors	Low	Low
CERTIFICATION (%)	State Certification		
	Court Employees**	8.0%	8.0%
	Freelance Contractors	0.0%	0.0%
	Other Agency Contractors	0.0%	0.0%
	Duly Qualified		
	Court Employees**	90.0%	90.0%
	Freelance Contractors	100.0%	100.0%
	Other Agency Contractors	0.0%	0.0%
OPERATIONS	Federal Certification	7.1%	7.1%
	Certification/Qualifications		
	What is the average percentage of interpreting proceedings in which a state certified court interpreter is used?	2.6%	2.6%
	Are mentor/shadowing programs provided for court interpreters?	Yes	Yes
	Are observation programs utilized by court interpreting managers?	Yes	Yes
	Assignment Practices		
	Who is responsible for the assignment of court interpreters?	Court Interpreting Supervisor & Other Staff	Court Int Sup & Other Staff
	Is there a system for prioritizing which proceedings or litigants are assigned court interpreters?	Yes***	Yes***
	Scheduling		
	How long does it typically take to obtain a court interpreter?	0 - 30 minutes	0 - 30 minutes
	In what percentage of proceedings is there typically a continuance to obtain a court interpreter?	Unknown	Unknown
	Remote Interpreting		
	Which method of remote interpreting is utilized for First Appearances?	None	None
	Which method of remote interpreting is utilized for all other proceeding types?	None	None

*Includes 41 State Court Revenue Trust Fund FTE and 11 Cost Sharing Operating Trust Fund FTE

**It should be noted that 73% of the Duly Qualified staff interpreters are "poised" for certification. This means that these employees have met all the requirements for certification, i.e., passing of the Consortium oral exam, written ethics exam and have attended a two-day orientation workshop. The only remaining requirement for full certification is the certification application and \$200 bi-annual fee. The Court Operations Manager and Supervising Court Interpreter are included in the Duly Qualified figure (also poised for certification, pending application and \$200 bi-annual fee). A total of 98% of staff interpreters are either Certified or Duly Qualified. The remaining 2% includes (1) FTE who is in the process of becoming Duly Qualified.

***Judges and General Magistrates have priority over hearing officers, psychological evaluations, state attorney's office and public defender's office.

COURT INTERPRETING CIRCUIT PROFILES

11TH JUDICIAL CIRCUIT

UDR DATA
FY 2007 - 08
CIRCUIT-WIDE
JULY 1 THRU JUNE 30

	Number of Events				Translation Pages
	Spanish	Haitian-Creole	Other	Sign	
Type of Proceeding					
Circuit Criminal	93,067	6,543	245	113	13,111
County Criminal	108,520	7,926	176	34	455
Family Court - Dependency/CINS/FINS	7,560	1,055	8	32	149
Family Court - Delinquency	15,471	6,173	18	10	78
Baker/Marchman/Guardianship	574	9	0	0	0
Domestic Violence Injunctions	7,304	268	16	80	11
GM/CSEHO for Family Court - All Other or Title IV-D	4,152	227	0	70	2
Other Case Types	86,377	2,462	141	0	148
Total	323,025	24,663	604	339	13,954

Language Frequency	Spanish	Haitian-Creole	Other	Sign
Percentage of Interpreters	92.6%	7.1%	0.17%	0.09%

	Freelance Contractors			Agency Contractors		Sign
	Spanish	Haitian-Creole	Other	All Languages	Language Line	
Contractual Fee Ranges						
Interpreting (per event)	NA	NA	NA	NA		\$160
Interpreting (per minute)					Varies	
Interpreting (per hour)	\$25	\$30	\$50-\$75	\$90-\$115		\$80
Guaranteed Minimum Time <u>0 - 2 hours</u>	\$25	\$30	\$100-\$150	\$180-\$230		\$160
Each 1/4 Hour Thereafter	\$6.25	\$7.50	\$12.50-\$18.75	\$22.50-\$28.75		\$20
Each 1/2 Hour Thereafter	NA	NA	NA	NA		\$40
Translation (per word and/or per page)	\$0.14-\$0.16/ word	0.17/word	\$0.14-\$0.17/ word	\$0.18-\$0.20/ word		NA

COURT INTERPRETING CIRCUIT PROFILES

12TH JUDICIAL CIRCUIT

Desoto, Manatee, & Sarasota Counties

CHIEF JUDGE:
TRIAL COURT ADMINISTRATOR:
SUPERVISOR, COURT INTERPRETING SERVICES

LEE E. HAWORTH
WALT SMITH
N/A

CIRCUIT-WIDE FISCAL ALLOTMENTS FY 2009 -10

Trust Fund Authority			Non-English Speaking Growth Rate (CY 2004-2006)
FTE	Salaries, Benefits, Expenses	Contractual	
0	\$0	\$289,456	11.1%

STAFFING, SERVICE AND OPERATIONS FY 2009 -10

		Desoto	Manatee	Sarasota	Circuit-Wide
DIRECT SERVICE STAFFING MODEL	Circuit Criminal	Contractual	Contractual	Contractual	Contractual
	County Criminal	Contractual	Contractual	Contractual	Contractual
	Family Court - Dependency/CINS/FINS	Contractual	Contractual	Contractual	Contractual
	Family Court - Delinquency	Contractual	Contractual	Contractual	Contractual
	Baker/Marchman/Guardianship	Contractual	Contractual	Contractual	Contractual
	Domestic Violence Injunctions	Contractual	Contractual	Contractual	Contractual
	GM/CSEHO for Family Court - All Other or Title IVD	Contractual	Contractual	Contractual	Contractual
	Other Case Types	Contractual	Contractual	Contractual	Contractual
TOTAL FTE	Classifications (Total FTE Employees):	0.0	0.0	0.0	0.0
	Supervising Court Interpreter	0.0	0.0	0.0	0.0
	Assistant Supervising Court Interpreter	0.0	0.0	0.0	0.0
	Court Operations Manager	0.0	0.0	0.0	0.0
	Court Program Specialist II	0.0	0.0	0.0	0.0
	Court Interpreter	0.0	0.0	0.0	0.0
	Court Translator	0.0	0.0	0.0	0.0
	Secretary Specialist	0.0	0.0	0.0	0.0
	Administrative Assistant I	0.0	0.0	0.0	0.0
USAGE SCALE	Frequency				
	Court Employees	NA	NA	NA	NA
	Language Line	None	Medium	Medium	None - Medium
	Freelance Contractors	High	High	High	High
	Other Agency Contractors	Low	Low	Low	Low
CERTIFICATION (%)	State Certification				
	Court Employees	NA	NA	NA	NA
	Freelance Contractors	50.0%	50.0%	0.0%	0.0% - 50.0%
	Other Agency Contractors	0.0%	0.0%	0.0%	0.0%
	Duly Qualified				
	Court Employees	NA	NA	NA	NA
	Freelance Contractors	50.0%	50.0%	100.0%	50.0% - 100.0%
	Other Agency Contractors	0.0%	0.0%	0.0%	0.0%
	Federal Certification	0.0%	0.0%	0.0%	0.0%
OPERATIONS	Certification/Qualifications				
	What is the average percentage of interpreting proceedings in which a state certified court interpreter is used?	50.0%	50.0%	0.0%	0.0% - 50.0%
	Are mentor/shadowing programs provided for court interpreters?	Yes	Yes	Yes	Yes
	Are observation programs utilized by court interpreting managers?	No	No	No	NA
	Assignment Practices				
	Who is responsible for the assignment of court interpreters?	Other Staff	Other Staff	Other Staff	Other Staff
	Is there a system for prioritizing which proceedings or litigants are assigned court interpreters?	No	No	No	No
	Scheduling				
	How long does it typically take to obtain a court interpreter?	0 - 30 minutes	0 - 30 minutes	0 - 30 minutes	0 - 30 minutes
	In what percentage of proceedings is there typically a continuance to obtain a court interpreter?	1.0%	1.0%	1.0%	1.0%
	Remote Interpreting				
	Which method of remote interpreting is utilized for First Appearances?	None*	None*	None*	None*
	Which method of remote interpreting is utilized for all other proceeding types?	None	Audio Only	Audio Only	None & Audio Only

*A Spanish interpreter is present at First Appearances. If another language is needed, Language Line (audio only) is used.

COURT INTERPRETING CIRCUIT PROFILES

12TH JUDICIAL CIRCUIT

UDR DATA
FY 2007 - 08
CIRCUIT-WIDE
JULY 1 THRU JUNE 30

	Number of Events				Translation Pages
	Spanish	Haitian-Creole	Other	Sign	
Type of Proceeding					
Circuit Criminal	4,477	0	4	8	0
County Criminal	12,757	10	9	21	0
Family Court - Dependency/CINS/FINS	196	4	0	0	0
Family Court - Delinquency	504	1	0	1	0
Baker/Marchman/Guardianship	16	0	4	0	0
Domestic Violence Injunctions	352	3	4	0	0
GM/CSEHO for Family Court - All Other or Title IV-D	239	0	0	0	0
Other Case Types	1,078	0	0	1	19
Total	19,619	18	21	31	19

Language Frequency	Spanish	Haitian-Creole	Other*	Sign
Percentage of Interpreters	31.0%	3.5%	62.0%	3.5%

	Freelance Contractors			Agency Contractors		
Contractual Fee Ranges	Spanish	Haitian-Creole	Other	All Languages	Language Line	Sign
Interpreting (per event)	NA	NA	NA	NA		NA
Interpreting (per minute)					\$2	
Interpreting (per hour)	\$45-\$55**	\$55-\$65	\$25-\$75	NA		\$60
Guaranteed Minimum Time <u>1 - 2 hours</u>	\$70-\$110	\$110-\$130	\$50-\$150	NA		\$50-\$120
Each 1/4 Hour Thereafter	\$11.25-\$13.75**	\$13.75-\$18.75**	\$6.25-\$18.75	NA		\$15
Each 1/2 Hour Thereafter	\$22.50-\$27.50	\$27.50-\$32.50**	\$12.50-\$18.75	NA		\$30
Translation (per word and/or per page)	\$0.28/word***	\$0.16/word****	\$0.16/word****	NA		NA

*We use 29 different interpreters to provide services. This does not accurately reflect the need for "other" interpreters, it just means that we have the capability at this percent level. Spanish is our dominant foreign language frequency.

**Applies to holiday, weekends and after 5:00 p.m.

***Capped at \$50 per page.

****Capped at \$40 per page.

COURT INTERPRETING CIRCUIT PROFILES

13TH JUDICIAL CIRCUIT

Hillsborough County

CHIEF JUDGE:
TRIAL COURT ADMINISTRATOR:
SUPERVISOR, COURT INTERPRETING SERVICES

MANUEL MENENDEZ, JR.
MIKE BRIDENBACK
MARITZA LOPEZ

CIRCUIT-WIDE FISCAL ALLOTMENTS FY 2009 -10

Trust Fund Authority			Non-English Speaking Growth Rate (CY 2004-2006)
FTE	Salaries, Benefits, Expenses	Contractual	
9	\$441,092	\$122,931	9.6%

STAFFING, SERVICE AND OPERATIONS FY 2009 -10

		Hillsborough	Circuit-Wide
DIRECT SERVICE STAFFING MODEL	Circuit Criminal	Hybrid	Hybrid
	County Criminal	Hybrid	Hybrid
	Family Court - Dependency/CINS/FINS	Hybrid	Hybrid
	Family Court - Delinquency	Hybrid	Hybrid
	Baker/Marchman/Guardianship	Hybrid	Hybrid
	Domestic Violence Injunctions	Hybrid	Hybrid
	GM/CSEHO for Family Court - All Other or Title IVD	Hybrid	Hybrid
	Other Case Types	Contractual*	Contractual*
TOTAL FTE	Classifications (Total FTE Employees):	9.0	9.0
	Supervising Court Interpreter	1.0	1.0
	Assistant Supervising Court Interpreter	0.0	0.0
	Court Operations Manager	0.0	0.0
	Court Program Specialist II	0.0	0.0
	Court Interpreter	7.0	7.0
	Court Translator	0.0	0.0
	Secretary Specialist	1.0	1.0
	Administrative Assistant I	0.0	0.0
USAGE SCALE	Frequency		
	Court Employees	High	High
	Language Line	None	None
	Freelance Contractors	High	High
	Other Agency Contractors	Medium	Medium
CERTIFICATION (%)	State Certification		
	Court Employees	29.0%	29.0%
	Freelance Contractors	46.0%	46.0%
	Other Agency Contractors	Unknown	Unknown
	Duly Qualified		
	Court Employees	71.0%	71.0%
	Freelance Contractors	54.0%	54.0%
	Other Agency Contractors	Unknown	Unknown
	Federal Certification	0.0%	0.0%
OPERATIONS	Certification/Qualifications		
	What is the average percentage of interpreting proceedings in which a state certified court interpreter is used?	29.0%	29.0%
	Are mentor/shadowing programs provided for court interpreters?	Yes	Yes
	Are observation programs utilized by court interpreting managers?	Yes	Yes
	Assignment Practices		
	Who is responsible for the assignment of court interpreters?	Court Interpreting Supervisor	Court Interpreting Supervisor
	Is there a system for prioritizing which proceedings or litigants are assigned court interpreters?	Yes	Yes
	Scheduling		
	How long does it typically take to obtain a court interpreter?	0 minutes - 1 day**	0 minutes - 1 day**
	In what percentage of proceedings is there typically a continuance to obtain a court interpreter?	< .05%	< .05%
	Remote Interpreting		
	Which method of remote interpreting is utilized for First Appearances?	Audio/Video	Audio/Video
	Which method of remote interpreting is utilized for all other proceeding types?	None	None

*Note: Sign Language Interpretation.

**Staff Interpreters (0-15 minutes), Spanish and Non Spanish Freelance (1-4 hours), Agency Non Spanish (4 hours-1 day).

COURT INTERPRETING CIRCUIT PROFILES

13TH JUDICIAL CIRCUIT

UDR DATA
FY 2007 - 08
CIRCUIT-WIDE
JULY 1 THRU JUNE 30

Type of Proceeding	Number of Events				Translation Pages
	Spanish	Haitian-Creole	Other	Sign	
Circuit Criminal	7,120	26	82	46	5
County Criminal	11,158	6	55	65	0
Family Court - Dependency/CINS/FINS	596	10	5	14	0
Family Court - Delinquency	779	1	5	6	0
Baker/Marchman/Guardianship	6	0	0	6	0
Domestic Violence Injunctions	791	2	32	12	0
GM/CSEHO for Family Court - All Other or Title IV-D	422	10	3	35	0
Other Case Types	0	2	0	0	0
Total	20,872	57	182	184	5

Language Frequency	Spanish	Haitian-Creole	Other	Sign
Percentage of Interpreters	98.0%	0.3%	0.8%	0.9%

Contractual Fee Ranges	Freelance Contractors			Agency Contractors		Sign
	Spanish	Haitian-Creole	Other	All Languages	Language Line	
Interpreting (per event)	\$70	\$80	\$80	\$170		\$100
Interpreting (per minute)					NA	
Interpreting (per hour)	\$35	\$40	\$40	\$85		\$50
Guaranteed Minimum Time <u>2 hours</u>	\$70	\$80	\$80	\$170		\$100
Each 1/4 Hour Thereafter	\$4.38	\$5	\$5	\$21.25		\$12.50
Each 1/2 Hour Thereafter	\$8.75	\$10	\$10	\$42.50		\$25
Translation (per word and/or per page)*	\$20/\$17	\$20/\$17	\$20/\$17	\$20/\$17		NA

*Per tape/document per hour.

COURT INTERPRETING CIRCUIT PROFILES

14TH JUDICIAL CIRCUIT

Bay, Calhoun, Gulf, Holmes,
Jackson, & Washington Counties

CHIEF JUDGE:
TRIAL COURT ADMINISTRATOR:
SUPERVISOR, COURT INTERPRETING SERVICES

HENTZ MCCLELLAN
JAN SHADBURN
ROBYN GABLE

CIRCUIT-WIDE FISCAL ALLOTMENTS FY 2009 -10

Trust Fund Authority			Non-English Speaking Growth Rate (CY 2004-2006)
FTE	Salaries, Benefits, Expenses	Contractual	
0	\$0	\$69,699	16.2%

STAFFING, SERVICE AND OPERATIONS FY 2009 -10

		Bay	Calhoun	Gulf	Holmes	Jackson	Washington	Circuit-Wide
DIRECT SERVICE STAFFING MODEL	Circuit Criminal	Contractual	Contractual	Contractual	Contractual	Contractual	Contractual	Contractual
	County Criminal	Contractual	Contractual	Contractual	Contractual	Contractual	Contractual	Contractual
	Family Court - Dependency/CINS/FINS	Contractual	Contractual	Contractual	Contractual	Contractual	Contractual	Contractual
	Family Court - Delinquency	Contractual	Contractual	Contractual	Contractual	Contractual	Contractual	Contractual
	Baker/Marchman/Guardianship	Contractual	Contractual	Contractual	Contractual	Contractual	Contractual	Contractual
	Domestic Violence Injunctions	Contractual	Contractual	Contractual	Contractual	Contractual	Contractual	Contractual
	GM/CSEHO for Family Court - All Other or Title IVD	Contractual	Contractual	Contractual	Contractual	Contractual	Contractual	Contractual
	Other Case Types	Contractual	Contractual	Contractual	Contractual	Contractual	Contractual	Contractual
TOTAL FTE	Classifications (Total FTE Employees):	0.0	0.0	0.0	0.0	0.0	0.0	0.0
	Supervising Court Interpreter	0.0	0.0	0.0	0.0	0.0	0.0	0.0
	Assistant Supervising Court Interpreter	0.0	0.0	0.0	0.0	0.0	0.0	0.0
	Court Operations Manager	0.0	0.0	0.0	0.0	0.0	0.0	0.0
	Court Program Specialist II	0.0	0.0	0.0	0.0	0.0	0.0	0.0
	Court Interpreter	0.0	0.0	0.0	0.0	0.0	0.0	0.0
	Court Translator	0.0	0.0	0.0	0.0	0.0	0.0	0.0
	Secretary Specialist	0.0	0.0	0.0	0.0	0.0	0.0	0.0
	Administrative Assistant I	0.0	0.0	0.0	0.0	0.0	0.0	0.0
USAGE SCALE	Frequency							
	Court Employees	NA	NA	NA	NA	NA	NA	NA
	Language Line	None	None	None	None	None	None	None
	Freelance Contractors	High	Medium	Low	Medium	Medium	Medium	Low - High
	Other Agency Contractors	Low	Low	Low	Low	Low	Low	Low
CERTIFICATION (%)	State Certification							
	Court Employees	NA	NA	NA	NA	NA	NA	NA
	Freelance Contractors	0.0%	0.0%	0.0%	0.0%	0.0%	0.0%	0.0%
	Other Agency Contractors	0.0%	0.0%	0.0%	0.0%	0.0%	0.0%	0.0%
	Duly Qualified							
	Court Employees	NA	NA	NA	NA	NA	NA	NA
	Freelance Contractors	22.0%	22.0%	22.0%	22.0%	22.0%	22.0%	22.0%
	Other Agency Contractors	0.0%	0.0%	0.0%	0.0%	0.0%	0.0%	0.0%
	Federal Certification	6.0%	6.0%	6.0%	6.0%	6.0%	6.0%	6.0%
OPERATIONS	Certification/Qualifications							
	What is the average percentage of interpreting proceedings in which a state certified court interpreter is used?	0.0%	0.0%	0.0%	0.0%	0.0%	0.0%	0.0%
	Are mentor/shadowing programs provided for court interpreters?	Yes	Yes	Yes	Yes	Yes	Yes	Yes
	Are observation programs utilized by court interpreting managers?	No	No	No	No	No	No	No
	Assignment Practices							
	Who is responsible for the assignment of court interpreters?	Other Staff	Other Staff	Other Staff	Other Staff	Other Staff	Other Staff	Other Staff
	Is there a system for prioritizing which proceedings or litigants are assigned court interpreters?	No*	No*	No*	No*	No*	No*	No*
	Scheduling							
	How long does it typically take to obtain a court interpreter?	30 minutes - 1 hour	30 minutes - 1 hour	30 minutes - 1 hour	30 minutes - 1 hour	30 minutes - 1 hour	30 minutes - 1 hour	30 minutes - 1 hour
	In what percentage of proceedings is there typically a continuance to obtain a court interpreter?	1.0%	1.0%	1.0%	1.0%	1.0%	1.0%	1.0%
	Remote Interpreting							
	Which method of remote interpreting is utilized for First Appearances?	Audio/Video	Audio/Video	Audio/Video	Audio/Video	Audio/Video	Audio/Video	Audio/Video
	Which method of remote interpreting is utilized for all other proceeding types?	Audio/Video	Audio/Video	Audio/Video	Audio/Video	Audio/Video	Audio/Video	Audio/Video

* Quarterly meetings with interpreters are held.

COURT INTERPRETING CIRCUIT PROFILES

14TH JUDICIAL CIRCUIT

UDR DATA
FY 2007 - 08
CIRCUIT-WIDE
JULY 1 THRU JUNE 30

Type of Proceeding	Number of Events				Translation Pages
	Spanish	Haitian-Creole	Other	Sign	
Circuit Criminal	622	0	31	2	1
County Criminal	1,051	2	68	2	0
Family Court - Dependency/CINS/FINS	8	0	3	2	0
Family Court - Delinquency	0	0	0	0	0
Baker/Marchman/Guardianship	0	0	0	0	0
Domestic Violence Injunctions	1	0	0	0	0
GM/CSEHO for Family Court - All Other or Title IV-D	5	0	0	1	0
Other Case Types	0	0	0	1	0
Total	1,687	2	102	8	1

Language Frequency	Spanish	Haitian-Creole	Other	Sign
Percentage of Interpreters	61.0%	0.0%	17.0%	22.0%

Contractual Fee Ranges	Freelance Contractors			Agency Contractors		Sign
	Spanish	Haitian-Creole	Other	All Languages	Language Line	
Interpreting (per event)	NA	NA	NA	NA		NA
Interpreting (per minute)					NA	
Interpreting (per hour)	\$30-\$50	\$30-\$50	\$35-\$65	NA		\$25-\$60
Guaranteed Minimum Time <u>1 hour</u>	\$30-\$50	\$30-\$50	\$35-\$65	NA		\$25-\$60
Each 1/4 Hour Thereafter	NA	NA	NA	NA		NA
Each 1/2 Hour Thereafter	NA	NA	NA	NA		NA
Translation (per word and/or per page)	NA	NA	NA	NA		NA

COURT INTERPRETING CIRCUIT PROFILES

15TH JUDICIAL CIRCUIT

Palm Beach County

CHIEF JUDGE:
TRIAL COURT ADMINISTRATOR:
SUPERVISOR, COURT INTERPRETING SERVICES

PETER D. BLANC
BARBARA DAWICKE
DEBRA OATS-DUCRAM

CIRCUIT-WIDE FISCAL ALLOTMENTS FY 2009 -10

Trust Fund Authority			Non-English Speaking Growth Rate (CY 2004-2006)
FTE	Salaries, Benefits, Expenses	Contractual	
13	\$682,644	\$101,213	8.9%

STAFFING, SERVICE AND OPERATIONS FY 2009 -10

		Palm Beach	Circuit-Wide
DIRECT SERVICE STAFFING MODEL	Circuit Criminal	Hybrid	Hybrid
	County Criminal	Hybrid	Hybrid
	Family Court - Dependency/CINS/FINS	Hybrid	Hybrid
	Family Court - Delinquency	Hybrid	Hybrid
	Baker/Marchman/Guardianship	Hybrid	Hybrid
	Domestic Violence Injunctions	Hybrid	Hybrid
	GM/CSEHO for Family Court - All Other or Title IVD	Hybrid	Hybrid
	Other Case Types	Hybrid	Hybrid
TOTAL FTE	Classifications (Total FTE Employees):	13.0	13.0
	Supervising Court Interpreter	0.0	0.0
	Assistant Supervising Court Interpreter	0.0	0.0
	Court Operations Manager	0.0	0.0
	Court Program Specialist II	0.0	0.0
	Court Interpreter	13.0	13.0
	Court Translator	0.0	0.0
	Secretary Specialist	0.0	0.0
	Administrative Assistant I	0.0	0.0
USAGE SCALE	Frequency		
	Court Employees	High	High
	Language Line	Low	Low
	Freelance Contractors	Medium	Medium
	Other Agency Contractors	Low	Low
CERTIFICATION (%)	State Certification		
	Court Employees	77.0%	77.0%
	Freelance Contractors	21.0%	21.0%
	Other Agency Contractors	7.0%	7.0%
	Duly Qualified		
	Court Employees	8.0%	8.0%
	Freelance Contractors	7.0%	7.0%
	Other Agency Contractors	0.0%	0.0%
	Federal Certification	8.0%	8.0%
OPERATIONS	Certification/Qualifications		
	What is the average percentage of interpreting proceedings in which a state certified court interpreter is used?	95.0%	95.0%
	Are mentor/shadowing programs provided for court interpreters?	Yes	Yes
	Are observation programs utilized by court interpreting managers?	Yes	Yes
	Assignment Practices		
	Who is responsible for the assignment of court interpreters?	Other Staff	Other Staff
	Is there a system for prioritizing which proceedings or litigants are assigned court interpreters?	Yes	Yes
	Scheduling		
	How long does it typically take to obtain a court interpreter?	0 - 30 minutes	0 - 30 minutes
	In what percentage of proceedings is there typically a continuance to obtain a court interpreter?	< 5.0%	< 5.0%
	Remote Interpreting		
	Which method of remote interpreting is utilized for First Appearances?	None	None
	Which method of remote interpreting is utilized for all other proceeding types?	None	None

COURT INTERPRETING CIRCUIT PROFILES

15TH JUDICIAL CIRCUIT

UDR DATA
FY 2007 - 08
CIRCUIT-WIDE
JULY 1 THRU JUNE 30

	Number of Events				Translation Pages
	Spanish	Haitian-Creole	Other	Sign	
Type of Proceeding					
Circuit Criminal	2,573	557	45	15	446
County Criminal	21,082	1,270	314	15	2
Family Court - Dependency/CINS/FINS	222	239	12	16	0
Family Court - Delinquency	558	408	4	7	0
Baker/Marchman/Guardianship	37	34	1	1	0
Domestic Violence Injunctions	268	137	10	4	0
GM/CSEHO for Family Court - All Other or Title IV-D	380	207	5	6	43
Other Case Types	125	55	1	14	4
Total	25,245	2,907	392	78	495

Language Frequency	Spanish	Haitian-Creole	Other	Sign
Percentage of Interpreters	69.0%	31.0%	0.0%	0.0%

	Freelance Contractors			Agency Contractors		
Contractual Fee Ranges	Spanish	Haitian-Creole	Other	All Languages	Language Line	Sign
Interpreting (per event)	NA	NA	NA	NA		NA
Interpreting (per minute)					\$1.80	
Interpreting (per hour)	\$35	\$35	\$35-\$100	\$35-\$100		\$75-\$100
Guaranteed Minimum Time <u>0 - 2 hours</u>	NA	NA	NA	NA		\$150-\$200
Each 1/4 Hour Thereafter	NA	NA	NA	NA		NA
Each 1/2 Hour Thereafter	NA	NA	NA	NA		NA
Translation (per word and/or per page)	NA	NA	NA	NA		NA

COURT INTERPRETING CIRCUIT PROFILES

16TH JUDICIAL CIRCUIT

Monroe County

CHIEF JUDGE:
TRIAL COURT ADMINISTRATOR:
SUPERVISOR, COURT INTERPRETING SERVICES

LUIS M. GARCIA
HOLLY ELOMINA
ISIS MAJESKA

CIRCUIT-WIDE FISCAL ALLOTMENTS FY 2009 -10

Trust Fund Authority			Non-English Speaking Growth Rate (CY 2004-2006)
FTE	Salaries, Benefits, Expenses	Contractual	
2	\$103,169	\$17,145	0.7%

STAFFING, SERVICE AND OPERATIONS FY 2009 -10

		Monroe	Circuit-Wide
DIRECT SERVICE STAFFING MODEL	Circuit Criminal	Hybrid	Hybrid
	County Criminal	Hybrid	Hybrid
	Family Court - Dependency/CINS/FINS	Hybrid	Hybrid
	Family Court - Delinquency	Hybrid	Hybrid
	Baker/Marchman/Guardianship	Hybrid	Hybrid
	Domestic Violence Injunctions	Hybrid	Hybrid
	GM/CSEHO for Family Court - All Other or Title IVD	Hybrid	Hybrid
	Other Case Types	Hybrid	Hybrid
TOTAL FTE	Classifications (Total FTE Employees):	2.0	2.0
	Supervising Court Interpreter	1.0	1.0
	Assistant Supervising Court Interpreter	0.0	0.0
	Court Operations Manager	0.0	0.0
	Court Program Specialist II	0.0	0.0
	Court Interpreter	1.0	1.0
	Court Translator	0.0	0.0
	Secretary Specialist	0.0	0.0
	Administrative Assistant I	0.0	0.0
USAGE SCALE	Frequency		
	Court Employees	High	High
	Language Line	Low	Low
	Freelance Contractors	Medium	Medium
	Other Agency Contractors	None	None
CERTIFICATION (%)	State Certification		
	Court Employees	0.0%	0.0%
	Freelance Contractors	0.0%	0.0%
	Other Agency Contractors	NA	NA
	Duly Qualified		
	Court Employees	50.0%	50.0%
	Freelance Contractors	0.0%	0.0%
	Other Agency Contractors	NA	NA
	Federal Certification	0.0%	0.0%
OPERATIONS	Certification/Qualifications		
	What is the average percentage of interpreting proceedings in which a state certified court interpreter is used?	0.0%	0.0%
	Are mentor/shadowing programs provided for court interpreters?	Yes	Yes
	Are observation programs utilized by court interpreting managers?	Yes	Yes
	Assignment Practices		
	Who is responsible for the assignment of court interpreters?	Court Interpreting Supervisor	Court Interpreting Supervisor
	Is there a system for prioritizing which proceedings or litigants are assigned court interpreters?	Yes	Yes
	Scheduling		
	How long does it typically take to obtain a court interpreter?	0 - 30 minutes	0 - 30 minutes
	In what percentage of proceedings is there typically a continuance to obtain a court interpreter?	5.0%	5.0%
	Remote Interpreting		
	Which method of remote interpreting is utilized for First Appearances?	Audio/Video	Audio/Video
	Which method of remote interpreting is utilized for all other proceeding types?	Audio Only	Audio Only

COURT INTERPRETING CIRCUIT PROFILES

16TH JUDICIAL CIRCUIT

UDR DATA
FY 2007 - 08
CIRCUIT-WIDE
JULY 1 THRU JUNE 30

Type of Proceeding	Number of Events				Translation Pages
	Spanish	Haitian-Creole	Other	Sign	
Circuit Criminal	585	2	5	0	1
County Criminal	1,252	6	21	1	5
Family Court - Dependency/CINS/FINS	47	11	1	1	2
Family Court - Delinquency	7	0	0	0	0
Baker/Marchman/Guardianship	1	0	0	0	0
Domestic Violence Injunctions	21	0	0	0	0
GM/CSEHO for Family Court - All Other or Title IV-D	27	2	0	0	0
Other Case Types	24	0	0	0	0
Total	1,964	21	27	2	8

Language Frequency	Spanish	Haitian-Creole	Other	Sign
Percentage of Interpreters	36.0%	10.0%	50.0%	4.0%

Contractual Fee Ranges	Freelance Contractors			Agency Contractors		Sign
	Spanish	Haitian-Creole	Other	All Languages	Language Line	
Interpreting (per event)	NA	NA	NA	NA		NA
Interpreting (per minute)					\$2.25	
Interpreting (per hour)	\$45	\$50	\$50	NA		NA
Guaranteed Minimum Time <u>1 hour</u>	\$45	\$50	\$50	NA		NA
Each 1/4 Hour Thereafter	\$11.25	\$12.50	\$12.50	NA		\$16.25
Each 1/2 Hour Thereafter	NA	NA	NA	NA		NA
Translation (per word and/or per page)	NA	NA	NA	NA		NA

COURT INTERPRETING CIRCUIT PROFILES

17TH JUDICIAL CIRCUIT

Broward County

CHIEF JUDGE:
TRIAL COURT ADMINISTRATOR:
SUPERVISOR, COURT INTERPRETING SERVICES

VICTOR TOBIN
CAROL ORTMAN
RAMON GRAU

CIRCUIT-WIDE FISCAL ALLOTMENTS FY 2009 -10

Trust Fund Authority			Non-English Speaking Growth Rate (CY 2004-2006)
FTE	Salaries, Benefits, Expenses	Contractual	
15.5	\$800,199	\$123,878	8.4%

STAFFING, SERVICE AND OPERATIONS FY 2009 -10

		Broward	Circuit-Wide
DIRECT SERVICE STAFFING MODEL	Circuit Criminal	Hybrid	Hybrid
	County Criminal	Hybrid	Hybrid
	Family Court - Dependency/CINS/FINS	Hybrid	Hybrid
	Family Court - Delinquency	Hybrid	Hybrid
	Baker/Marchman/Guardianship	Hybrid	Hybrid
	Domestic Violence Injunctions	Hybrid	Hybrid
	GM/CSEHO for Family Court - All Other or Title IVD	Hybrid	Hybrid
	Other Case Types	Hybrid	Hybrid
TOTAL FTE	Classifications (Total FTE Employees):	15.50	15.50
	Supervising Court Interpreter	1.00	1.00
	Assistant Supervising Court Interpreter	1.00	1.00
	Court Operations Manager	0.00	0.00
	Court Program Specialist II	0.00	0.00
	Court Interpreter	12.50	12.50
	Court Translator	0.00	0.00
	Secretary Specialist	0.00	0.00
USAGE SCALE	Administrative Assistant I	1.00	1.00
	Frequency		
	Court Employees	High	High
	Language Line	None	None
	Freelance Contractors	Medium	Medium
CERTIFICATION (%)	Other Agency Contractors	Medium	Medium
	State Certification		
	Court Employees	14.0%	14.0%
	Freelance Contractors	26.0%	26.0%
	Other Agency Contractors	0.0%	0.0%
	Duly Qualified		
	Court Employees	55.0%	55.0%
	Freelance Contractors	0.0%	0.0%
OPERATIONS	Other Agency Contractors	0.0%	0.0%
	Federal Certification	5.0%	5.0%
	Certification/Qualifications		
	What is the average percentage of interpreting proceedings in which a state certified court interpreter is used?	23.0%	23.0%
	Are mentor/shadowing programs provided for court interpreters?	Yes	Yes
	Are observation programs utilized by court interpreting managers?	Yes	Yes
	Assignment Practices		
	Who is responsible for the assignment of court interpreters?	Court Interpreting Supervisor	Court Interpreting Supervisor
	Is there a system for prioritizing which proceedings or litigants are assigned court interpreters?	Yes	Yes
	Scheduling		
	How long does it typically take to obtain a court interpreter?	30 minutes - 1 week*	30 minutes - 1 week*
	In what percentage of proceedings is there typically a continuance to obtain a court interpreter?	2.0%	2.0%
	Remote Interpreting		
	Which method of remote interpreting is utilized for First Appearances?	None	None
	Which method of remote interpreting is utilized for all other proceeding types?	None	None

* Staff Interpreter (30 minutes-1 hour), Free Lance Interpreters depending on language (1 day - 1 week).

COURT INTERPRETING CIRCUIT PROFILES

17TH JUDICIAL CIRCUIT

UDR DATA
FY 2007 - 08
CIRCUIT-WIDE
JULY 1 THRU JUNE 30

Type of Proceeding	Number of Events				Translation Pages
	Spanish	Haitian-Creole	Other	Sign	
Circuit Criminal	5,390	561	326	51	0
County Criminal	13,261	664	689	40	0
Family Court - Dependency/CINS/FINS	269	112	35	7	0
Family Court - Delinquency	353	81	17	15	0
Baker/Marchman/Guardianship	1	0	0	0	0
Domestic Violence Injunctions	792	98	200	11	0
GM/CSEHO for Family Court - All Other or Title IV-D	278	155	69	8	0
Other Case Types	66	31	18	25	0
Total	20,410	1,702	1,354	157	0

Language Frequency	Spanish	Haitian-Creole	Other	Sign
Percentage of Interpreters	42.0%	10.0%	43.0%	5.0%

Contractual Fee Ranges	Freelance Contractors			Agency Contractors		Sign
	Spanish	Haitian-Creole	Other	All Languages	Language Line	
Interpreting (per event)	NA	NA	NA	NA		NA
Interpreting (per minute)					NA	
Interpreting (per hour)	\$35	\$35	\$95	\$95		\$75
Guaranteed Minimum Time <u>1 - 2 hours</u>	\$35	\$35	\$190	\$190		\$150
Each 1/4 Hour Thereafter	\$8.75	\$8.75	\$23.75	\$23.75		\$18.75
Each 1/2 Hour Thereafter	\$17.50	\$17.50	\$47.50	\$47.50		\$37.50
Translation (per word and/or per page)	NA	NA	NA	NA		NA

COURT INTERPRETING CIRCUIT PROFILES

18TH JUDICIAL CIRCUIT

Brevard & Seminole Counties

CHIEF JUDGE:
TRIAL COURT ADMINISTRATOR:
SUPERVISOR, COURT INTERPRETING SERVICES

J. PRESTON SILVERNAIL
MARK VAN BEVER
N/A

CIRCUIT-WIDE FISCAL ALLOTMENTS FY 2009 -10

Trust Fund Authority			Non-English Speaking Growth Rate (CY 2004-2006)
FTE	Salaries, Benefits, Expenses	Contractual	
1	45,077	47,618	11.9%

STAFFING, SERVICE AND OPERATIONS FY 2009 -10

		Brevard	Seminole	Circuit-Wide
DIRECT SERVICE STAFFING MODEL	Circuit Criminal	Contractual	Hybrid	Hybrid
	County Criminal	Contractual	Hybrid	Hybrid
	Family Court - Dependency/CINS/FINS	Contractual	Hybrid	Hybrid
	Family Court - Delinquency	Contractual	Hybrid	Hybrid
	Baker/Marchman/Guardianship	Contractual	Hybrid	Hybrid
	Domestic Violence Injunctions	Contractual	Hybrid	Hybrid
	GM/CSEHO for Family Court - All Other or Title IVD	Contractual	Hybrid	Hybrid
	Other Case Types	Contractual	Hybrid	Hybrid
TOTAL FTE	Classifications (Total FTE Employees):	0.0	1.0	1.0
	Supervising Court Interpreter	0.0	0.0	0.0
	Assistant Supervising Court Interpreter	0.0	0.0	0.0
	Court Operations Manager	0.0	0.0	0.0
	Court Program Specialist II	0.0	0.0	0.0
	Court Interpreter	0.0	1.0	1.0
	Court Translator	0.0	0.0	0.0
	Secretary Specialist	0.0	0.0	0.0
	Administrative Assistant I	0.0	0.0	0.0
USAGE SCALE	Frequency			
	Court Employees	NA	High	NA - High
	Language Line	Medium	Low	Low - Medium
	Freelance Contractors	None	Medium	None - Medium
	Other Agency Contractors	Medium	Low	Low - Medium
CERTIFICATION (%)	State Certification			
	Court Employees	NA	0.0%	NA - 0.0%
	Freelance Contractors	0.0%	50.0%	0.0% - 50.0%
	Other Agency Contractors	9.0%	10.0%	9.0% - 10.0%
	Duly Qualified			
	Court Employees	NA	100.0%	NA - 100.0%
	Freelance Contractors	0.0%	100.0%	0.0% - 100.0%
	Other Agency Contractors	70.0%	100.0%	70.0% - 100.0%
	Federal Certification	0.0%	5.0%	0.0% - 5.0%
OPERATIONS	Certification/Qualifications			
	What is the average percentage of interpreting proceedings in which a state certified court interpreter is used?	75.0%	10.0%	10.0% - 75.0%
	Are mentor/shadowing programs provided for court interpreters?	Yes	Yes	Yes
	Are observation programs utilized by court interpreting managers?	Yes	Yes	Yes
	Assignment Practices			
	Who is responsible for the assignment of court interpreters?	Other Staff	Other Staff	Other Staff
	Is there a system for prioritizing which proceedings or litigants are assigned court interpreters?	Yes	Yes	Yes
	Scheduling			
	How long does it typically take to obtain a court interpreter?	1 day - 1 week	0 - 30 minutes	0 minutes - 1 week
	In what percentage of proceedings is there typically a continuance to obtain a court interpreter?	5.0%	2.0%	2.0% - 5.0%
	Remote Interpreting			
	Which method of remote interpreting is utilized for First Appearances?	Audio Only	None	None & Audio Only
	Which method of remote interpreting is utilized for all other proceeding types?	Audio/Video	None	None & Audio/Video

COURT INTERPRETING CIRCUIT PROFILES

18TH JUDICIAL CIRCUIT

UDR DATA
FY 2007 - 08
CIRCUIT-WIDE
JULY 1 THRU JUNE 30

Type of Proceeding	Number of Events				Translation Pages
	Spanish	Haitian-Creole	Other	Sign	
Circuit Criminal	525	2	12	12	0
County Criminal	2,241	4	68	16	0
Family Court - Dependency/CINS/FINS	65	0	2	7	0
Family Court - Delinquency	52	0	4	7	0
Baker/Marchman/Guardianship	3	0	0	0	0
Domestic Violence Injunctions	27	0	0	1	0
GM/CSEHO for Family Court - All Other or Title IV-D	8	0	0	0	0
Other Case Types	0	0	0	1	0
Total	2,921	6	86	44	0

Language Frequency	Spanish	Haitian-Creole	Other	Sign
Percentage of Interpreters	75.0%	5.0%	10.0%	10.0%

Contractual Fee Ranges	Freelance Contractors			Agency Contractors		Sign
	Spanish	Haitian-Creole	Other	All Languages	Language Line	
Interpreting (per event)	NA	NA	NA	NA		NA
Interpreting (per minute)					\$2.25	
Interpreting (per hour)	\$40-\$45	\$75-\$90	\$75-\$100	\$75-\$100		\$60
Guaranteed Minimum Time <u>1 - 2 hours</u>	\$40-\$90	\$150-\$180	\$150-\$200	\$150-\$200		\$50-\$120
Each 1/4 Hour Thereafter	NA	NA	NA	NA		NA
Each 1/2 Hour Thereafter	\$22.50	\$45	\$37.50-\$45	\$37.50-\$45		\$30
Translation (per word and/or per page)	\$40/hour	NA	NA	NA		NA

COURT INTERPRETING CIRCUIT PROFILES

19TH JUDICIAL CIRCUIT

Indian River, Martin,
Okeechobee, & St. Lucie Counties

CHIEF JUDGE:
TRIAL COURT ADMINISTRATOR:
SUPERVISOR, COURT INTERPRETING SERVICES

STEVEN J. LEVIN
TOM GENUNG
ROSARIO VALDIVIEZO

CIRCUIT-WIDE FISCAL ALLOTMENTS FY 2009 -10

Trust Fund Authority			Non-English Speaking Growth Rate (CY 2004-2006)
FTE	Salaries, Benefits, Expenses	Contractual	
2	\$127,744	\$375,441	16.0%

STAFFING, SERVICE AND OPERATIONS FY 2009 -10

		Indian River	Martin	Okeechobee	St. Lucie	Circuit-Wide
DIRECT SERVICE STAFFING MODEL	Circuit Criminal	Hybrid	Hybrid	Hybrid	Hybrid	Hybrid
	County Criminal	Hybrid	Hybrid	Hybrid	Hybrid	Hybrid
	Family Court - Dependency/CINS/FINS	Hybrid	Hybrid	Hybrid	Hybrid	Hybrid
	Family Court - Delinquency	Hybrid	Hybrid	Hybrid	Hybrid	Hybrid
	Baker/Marchman/Guardianship	Hybrid	Hybrid	Hybrid	Hybrid	Hybrid
	Domestic Violence Injunctions	Hybrid	Hybrid	Hybrid	Hybrid	Hybrid
	GM/CSEHO for Family Court - All Other or Title IVD	Hybrid	Hybrid	Hybrid	Hybrid	Hybrid
	Other Case Types	Hybrid	Hybrid	Hybrid	Hybrid	Hybrid
TOTAL FTE	Classifications (Total FTE Employees):	0.1	0.9	0.1	0.9	2.0
	Supervising Court Interpreter	0.0	0.0	0.0	0.0	0.0
	Assistant Supervising Court Interpreter	0.0	0.0	0.0	0.0	0.0
	Court Operations Manager	0.05	0.3	0.05	0.6	1.0
	Court Program Specialist II	0.0	0.0	0.0	0.0	0.0
	Court Interpreter	0.05	0.6	0.05	0.3	1.0
	Court Translator	0.0	0.0	0.0	0.0	0.0
	Secretary Specialist	0.0	0.0	0.0	0.0	0.0
	Administrative Assistant I	0.0	0.0	0.0	0.0	0.0
USAGE SCALE	Frequency					
	Court Employees	Low	High	Low	High	Low - High
	Language Line	Low	Low	Low	Low	Low
	Freelance Contractors	High	High	High	High	High
	Other Agency Contractors	Low	Low	Low	Low	Low
CERTIFICATION (%)	State Certification					
	Court Employees	100.0%	100.0%	100.0%	100.0%	100.0%
	Freelance Contractors	60.0%	40.0%	33.0%	33.0%	33.0% - 60.0%
	Other Agency Contractors	0.0%	0.0%	0.0%	0.0%	0.0%
	Duly Qualified					
	Court Employees	0.0%	0.0%	0.0%	0.0%	0.0%
	Freelance Contractors	0.0%	40.0%	66.0%	66.0%	0.0% - 66.0%
	Other Agency Contractors	0.0%	0.0%	0.0%	0.0%	0.0%
	Federal Certification	0.0%	0.0%	0.0%	0.0%	0.0%
OPERATIONS	Certification/Qualifications					
	What is the average percentage of interpreting proceedings in which a state certified court interpreter is used?	20.0%	75.0%	5.0%	75.0%	5.0% - 75.0%
	Are mentor/shadowing programs provided for court interpreters?	Yes	Yes	Yes	Yes	Yes
	Are observation programs utilized by court interpreting managers?	Yes	Yes	Yes	Yes	Yes
	Assignment Practices					
	Who is responsible for the assignment of court interpreters?	Other Staff	Other Staff	Other Staff	Other Staff	Other Staff
	Is there a system for prioritizing which proceedings or litigants are assigned court interpreters?	Yes	Yes	Yes	Yes	Yes
	Scheduling					
	How long does it typically take to obtain a court interpreter?	0 - 30 minutes	0 - 30 minutes	0 - 30 minutes	0 - 30 minutes	0 - 30 minutes
	In what percentage of proceedings is there typically a continuance to obtain a court interpreter?	0.0%	0.0%	0.0%	0.0%	0.0%
	Remote Interpreting					
	Which method of remote interpreting is utilized for First Appearances?	Audio/Video	Audio/Video	Audio/Video	Audio/Video	Audio/Video
	Which method of remote interpreting is utilized for all other proceeding types?	Audio/Video	Audio/Video	None	Audio/Video	None & Audio/Video

COURT INTERPRETING CIRCUIT PROFILES

19TH JUDICIAL CIRCUIT

UDR DATA
FY 2007 - 08
CIRCUIT-WIDE
JULY 1 THRU JUNE 30

	Number of Events				Translation Pages
	Spanish	Haitian-Creole	Other	Sign	
Type of Proceeding					
Circuit Criminal	1,979	267	29	12	7
County Criminal	11,750	804	89	11	63
Family Court - Dependency/CINS/FINS	362	243	48	2	0
Family Court - Delinquency	816	240	22	25	0
Baker/Marchman/Guardianship	13	0	0	0	0
Domestic Violence Injunctions	68	14	0	0	1
GM/CSEHO for Family Court - All Other or Title IV-D	233	112	4	5	0
Other Case Types	196	61	1	8	0
Total	15,417	1,741	193	63	71

Language Frequency	Spanish	Haitian-Creole	Other	Sign
Percentage of Interpreters	36.0%	13.0%	38.0%	13.0%

	Freelance Contractors			Agency Contractors		Sign
	Spanish	Haitian-Creole	Other	All Languages	Language Line	
Contractual Fee Ranges						
Interpreting (per event)	NA	NA	NA	NA		NA
Interpreting (per minute)					\$2.25	
Interpreting (per hour)	\$20-\$35	\$20-\$35	\$40-\$60	\$75-\$120		\$100
Guaranteed Minimum Time <u>2 hours</u>	\$40-\$70	\$40-\$70	\$80-\$120	\$150-240		\$200
Each 1/4 Hour Thereafter	NA	NA	NA	NA		NA
Each 1/2 Hour Thereafter	\$10-\$17.50	\$10-\$17.50	\$20-\$30	\$37.50-\$60		NA
Translation (per word and/or per page)	NA	NA	NA	NA		NA

COURT INTERPRETING CIRCUIT PROFILES

20TH JUDICIAL CIRCUIT

Charlotte, Collier, Glades,
Hendry, & Lee Counties

CHIEF JUDGE:
TRIAL COURT ADMINISTRATOR:
SUPERVISOR, COURT INTERPRETING SERVICES

G. KEITH CARY
RICHARD CALLANAN
REBECA LADE

CIRCUIT-WIDE FISCAL ALLOTMENTS FY 2009 -10

Trust Fund Authority			Non-English Speaking Growth Rate (CY 2004-2006)
FTE	Salaries, Benefits, Expenses	Contractual	
7	\$363,099	\$445,544	14.2%

STAFFING, SERVICE AND OPERATIONS FY 2009 -10

		Charlotte	Collier	Glades	Hendry	Lee	Circuit-Wide
DIRECT SERVICE STAFFING MODEL	Circuit Criminal	Hybrid	Hybrid	Contractual	Hybrid	Hybrid	Hybrid
	County Criminal	Hybrid	Hybrid	Contractual	Hybrid	Hybrid	Hybrid
	Family Court - Dependency/CINS/FINS	Hybrid	Hybrid	Contractual	Hybrid	Hybrid	Hybrid
	Family Court - Delinquency	Hybrid	Hybrid	Contractual	Hybrid	Hybrid	Hybrid
	Baker/Marchman/Guardianship	Hybrid	Hybrid	Contractual	Hybrid	Hybrid	Hybrid
	Domestic Violence Injunctions	Hybrid	Hybrid	Contractual	Hybrid	Hybrid	Hybrid
	GM/CSEHO for Family Court - All Other or Title IVD	Hybrid	Hybrid	Contractual	Hybrid	Hybrid	Hybrid
	Other Case Types	Hybrid	Hybrid	Contractual	Hybrid	Hybrid	Hybrid
TOTAL FTE	Classifications (Total FTE Employees):	1.2	1.8	0.1	0.3	3.6	7.0
	Supervising Court Interpreter	0.2	0.2	0.1	0.1	0.4	1.0
	Assistant Supervising Court Interpreter	0.0	0.0	0.0	0.0	0.0	0.0
	Court Operations Manager	0.0	0.0	0.0	0.0	0.0	0.0
	Court Program Specialist II	0.0	0.0	0.0	0.0	0.0	0.0
	Court Interpreter	1.0	1.6	0.0	0.2	3.2	6.0
	Court Translator	0.0	0.0	0.0	0.0	0.0	0.0
	Secretary Specialist	0.0	0.0	0.0	0.0	0.0	0.0
	Administrative Assistant I	0.0	0.0	0.0	0.0	0.0	0.0
USAGE SCALE	Frequency						
	Court Employees	High	High	None	Low	High	None - High
	Language Line	Low	Medium	Low	Low	High	Low - High
	Freelance Contractors	High	High	Medium	High	High	Medium - High
	Other Agency Contractors	None	None	None	None	None	None
CERTIFICATION (%)	State Certification						
	Court Employees	0.0%	0.0%	0.0%	0.0%	27.8%	0.0% - 27.8%
	Freelance Contractors	25.0%	15.0%	0.0%	0.0%	25.0%	0.0% - 25.0%
	Other Agency Contractors	NA	NA	NA	NA	NA	NA
	Duly Qualified						
	Court Employees	100.0%	100.0%	100.0%	100.0%	72.3%	72.3% - 100.0%
	Freelance Contractors	75.0%	35.0%	0.0%	100.0%	45.0%	0.0% - 100.0%
	Other Agency Contractors	NA	NA	NA	NA	NA	NA
	Federal Certification	0.0%	0.0%	0.0%	0.0%	0.0%	0.0%
OPERATIONS	Certification/Qualifications						
	What is the average percentage of interpreting proceedings in which a state certified court interpreter is used?	20.0%	20.0%	0.0%	0.0%	50.0%	0.0% - 50.0%
	Are mentor/shadowing programs provided for court interpreters?	Yes	Yes	Yes	No	Yes	Yes & No
	Are observation programs utilized by court interpreting managers?	Yes	Yes	Yes	No	Yes	Yes & No
	Assignment Practices						
	Who is responsible for the assignment of court interpreters?	Other Staff	Other Staff	Court Interpreting Supervisor	Court Interpreting Supervisor	Court Interpreting Supervisor	Court Int Sup & Other Staff
	Is there a system for prioritizing which proceedings or litigants are assigned court interpreters?	Yes	Yes	Yes	Yes	Yes	Yes
	Scheduling						
	How long does it typically take to obtain a court interpreter?	0 - 30 minutes	0 - 30 minutes	1 - 4 hours	30 minutes - 1 hour	0 - 30 minutes	0 minutes - 4 hours
	In what percentage of proceedings is there typically a continuance to obtain a court interpreter?	1.0%	1.0%	5.0%	5.0%	1.0%	1.0% - 5.0%
	Remote Interpreting						
	Which method of remote interpreting is utilized for First Appearances?	Audio/Video	Audio/Video	Audio/Video	Audio/Video	Audio/Video	Audio/Video
	Which method of remote interpreting is utilized for all other proceeding types?	Audio	Audio Only	Audio Only	Audio Only	Audio Only	Audio Only

COURT INTERPRETING CIRCUIT PROFILES

20TH JUDICIAL CIRCUIT

UDR DATA
FY 2007 - 08
CIRCUIT-WIDE
JULY 1 THRU JUNE 30

	Number of Events				Translation Pages
	Spanish	Haitian-Creole	Other	Sign	
Type of Proceeding					
Circuit Criminal	6,870	281	24	43	381
County Criminal	29,658	767	93	16	5
Family Court - Dependency/CINS/FINS	596	168	25	5	4
Family Court - Delinquency	1,812	461	3	9	4
Baker/Marchman/Guardianship	10	3	0	0	16
Domestic Violence Injunctions	715	39	4	3	2
GM/CSEHO for Family Court - All Other or Title IV-D	6	0	3	2	0
Other Case Types	45	6	2	1	0
Total	39,712	1,725	154	79	412

Language Frequency	Spanish	Haitian-Creole	Other	Sign
Percentage of Interpreters	43.0%	5.0%	45.0%	7.0%

	Freelance Contractors			Agency Contractors		
Contractual Fee Ranges	Spanish	Haitian-Creole	Other	All Languages	Language Line	Sign
Interpreting (per event)	NA	NA	NA	NA		NA
Interpreting (per minute)					\$2.25	
Interpreting (per hour)	\$25-\$35	\$45	\$40-\$70	NA		\$80-\$120
Guaranteed Minimum Time <u>2 hours</u>	\$50-\$70	\$90	\$80-\$140	NA		\$160-\$240
Each 1/4 Hour Thereafter	\$6.25-\$8.75	\$11.25	\$10-\$17.50	NA		\$20-\$30
Each 1/2 Hour Thereafter	NA	NA	NA	NA		NA
Translation (per word and/or per page)	\$25/page	\$25/page	\$25/page	NA		NA